

This document has been prepared in accordance with the scope of Scott Wilson's appointment with its client and is subject to the terms of that appointment. Scott Wilson accepts no liability for any use of this document other than by its client and only for the purposes for which it was prepared and provided. Only written dimensions shall be used. © Scott Wilson Ltd 2010

© Crown Copyright All rights reserved. Licence number : AL 100018181

Drawing Title

17, 25 & 27 Ferdinand Street, Camden
Construction Temporary Management Plan
Swept Path Analysis - Phase 3: Construction
Concrete Mixer - Egress in Forward Gear

FERD/CTMP/03/002			
Scale at A3 : 1:500			
Dw	CJB	App	MT
Rev			
ES	ES	Date	09.12.11

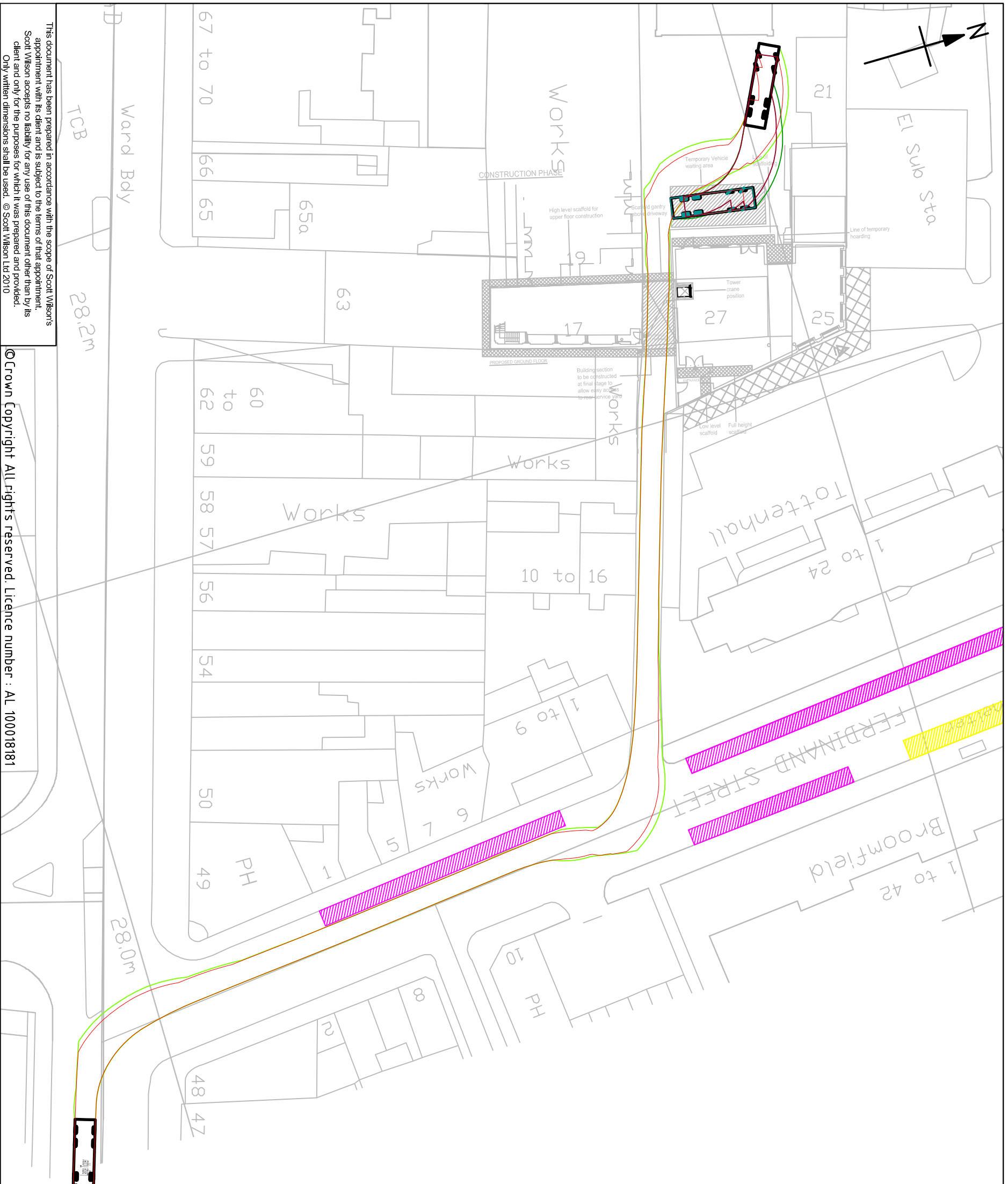
Key

- On Street Parking
- Bus Stop

Vehicle Profile

Concrete Mixer
 Overall length 8.390m
 Overall width 2.390m
 Overall Body Height 4.027m
 Min Body Ground Clearance 0.358m
 Max Track Width 2.413m
 Lock to Lock Turning Radius 8.210m





This document has been prepared in accordance with the scope of Scott Wilson's appointment with its client and is subject to the terms of that appointment. Scott Wilson accepts no liability for any use of this document other than by its client and only for the purposes for which it was prepared and provided. Only written dimensions shall be used. © Scott Wilson Ltd 2010

© Crown Copyright All rights reserved. Licence number : AL 100018181

Drawing Title

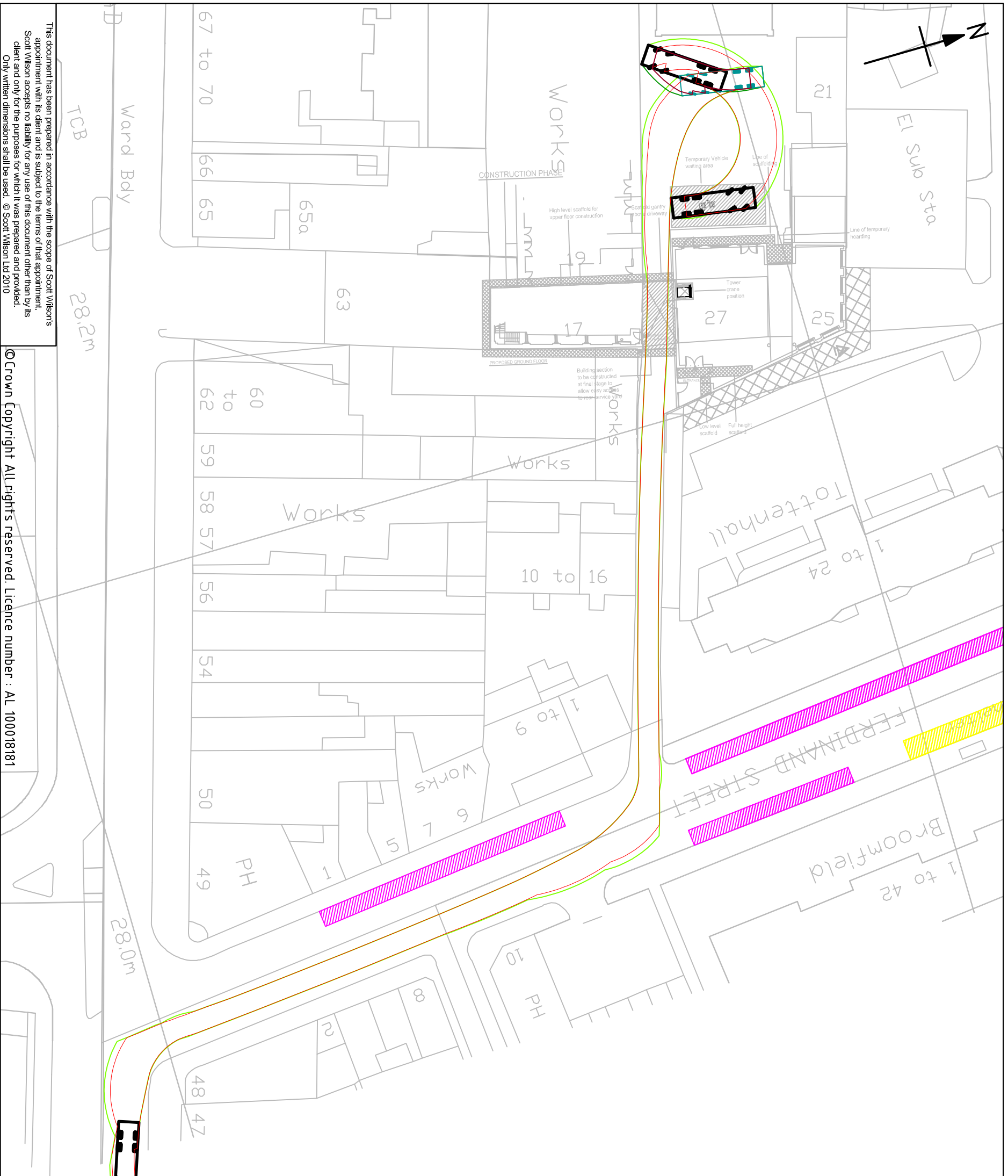
17, 25 & 27 Ferdinand Street, Camden
Construction Temporary Management Plan
Swept Path Analysis - Phase 3: Construction
Large Tipper - Access in Forward Gear

FERD/CTMP/03/003			
Scale at A3 : 1:500			
Drw	CJB	App	MT
Rev			
ES		Date	09.12.11

Key

- On Street Parking
- Bus Stop

Vehicle Profile



This document has been prepared in accordance with the scope of Scott Wilson's appointment with its client and is subject to the terms of that appointment. Scott Wilson accepts no liability for any use of this document other than by its client and only for the purposes for which it was prepared and provided. Only written dimensions shall be used. © Scott Wilson Ltd 2010

© Crown Copyright All rights reserved. Licence number : AL 100018181

Key

- On Street Parking
- Bus Stop

Vehicle Profile

Large Tipper
 Overall Length 10.201m
 Overall Width 2.500m
 Overall Height 2.900m
 Min. Entry/Exited Clearance 0.343m
 Max. Track Width 2.500m
 Lock to Lock Time 6.00 sec
 Kerb to Kerb Turning Radius 11.550m

17, 25 & 27 Ferdinand Street, Camden
Construction Temporary Management Plan
Swept Path Analysis - Phase 3: Construction
Large Tipper - Egress in Forward Gear

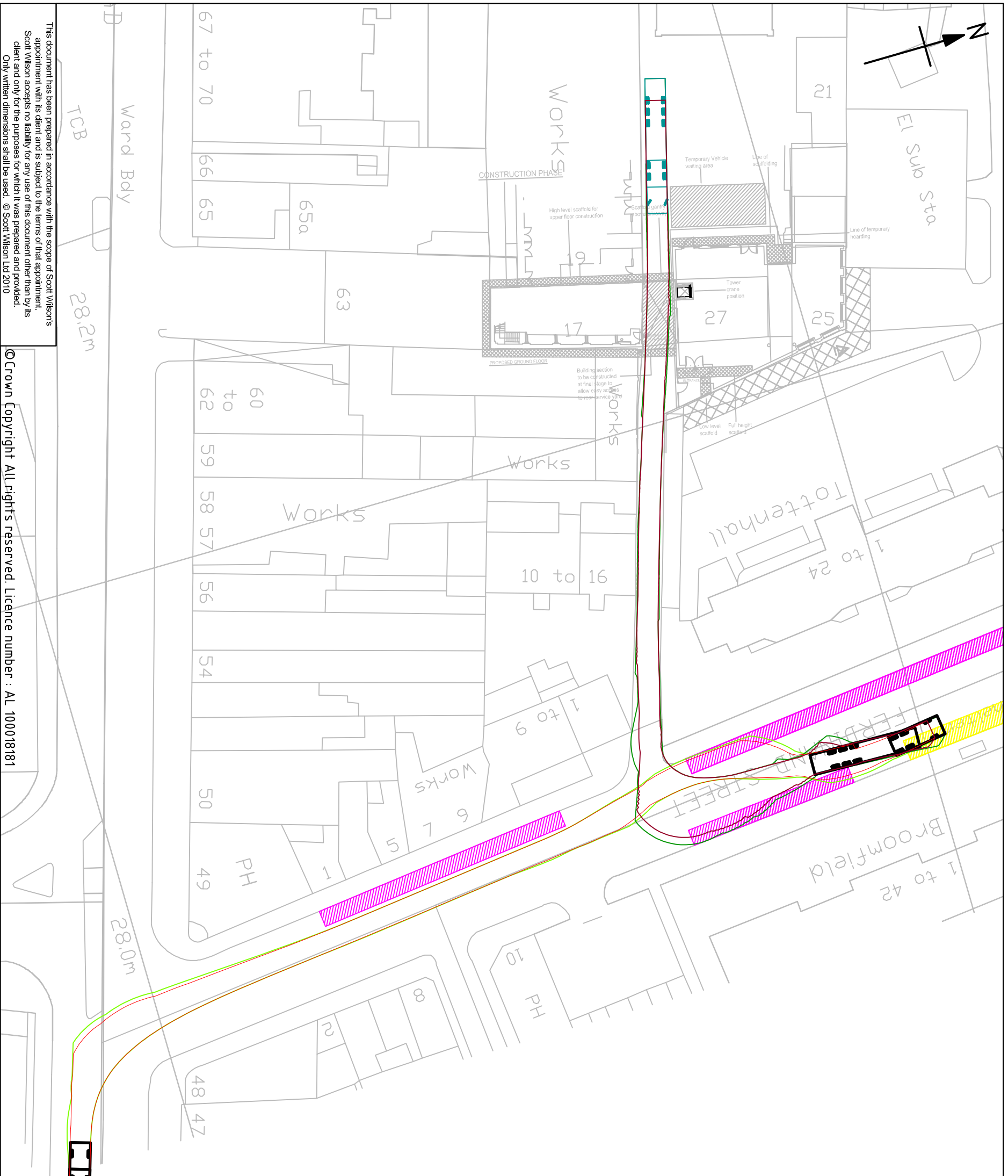
Drawing Title

FERD/CTMP/03/004

Scale at A3 : 1:500

Drw	CJB	App	MT	Rev
ES				

URS
 Scott Wilson
 www.urs-scottwilson.com



This document has been prepared in accordance with the scope of Scott Wilson's appointment with its client and is subject to the terms of that appointment. Scott Wilson accepts no liability for any use of this document other than by its client and only for the purposes for which it was prepared and provided. Only written dimensions shall be used. © Scott Wilson Ltd 2010

© Crown Copyright All rights reserved. Licence number : AL 100018181

Key

- On Street Parking
- Bus Stop

Vehicle Profile

Drawing Title

17, 25 & 27 Ferdinand Street, Camden
Construction Temporary Management Plan
Swept Path Analysis - Phase 3: Construction
Low Loader - Access in Reverse Gear

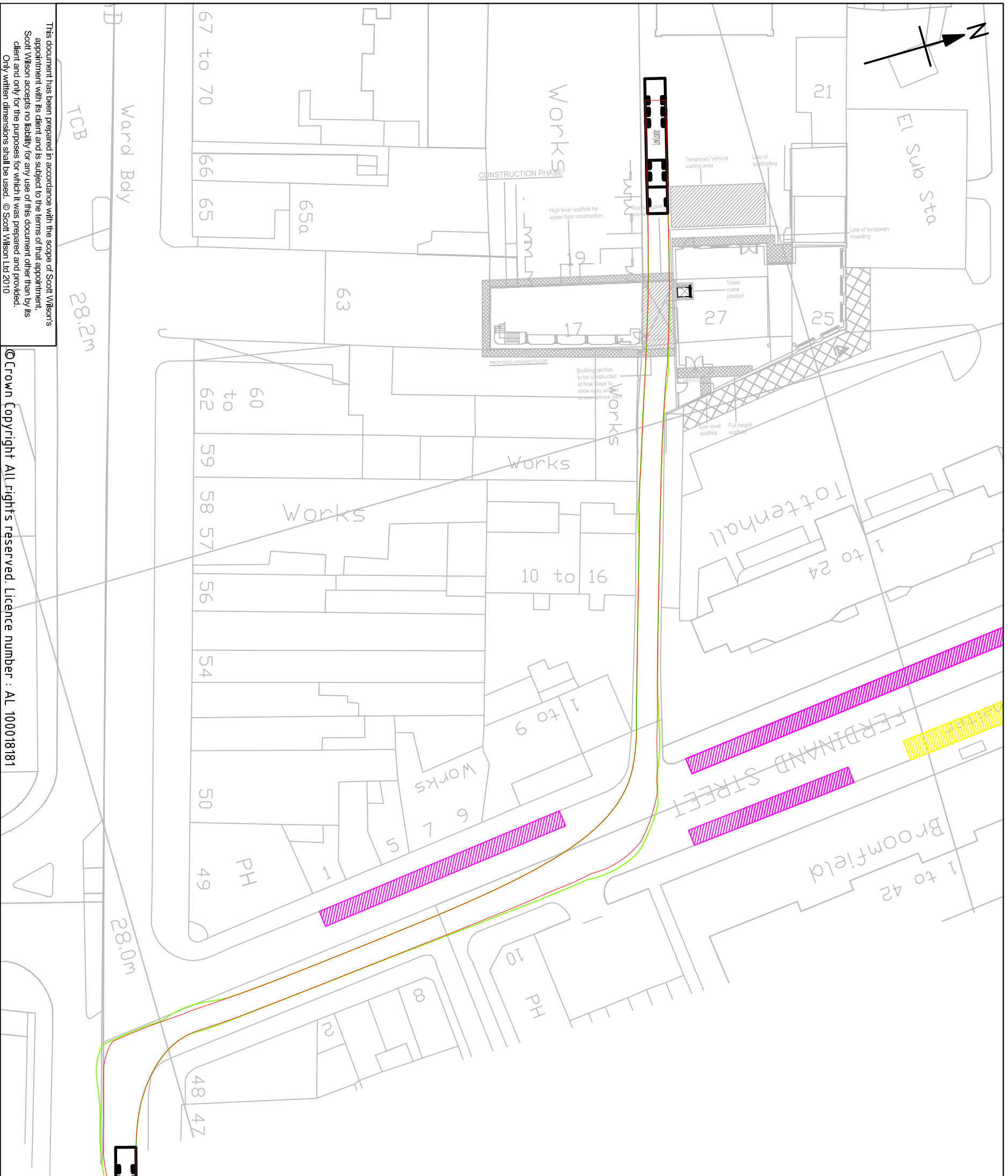
FERD/CTMP/03/007

Scale at A3 : 1:500

Drw	CJB	App	MT	Rev
CHK	ES	Date	09.12.11	Date



www.urs-scottwilson.com



This document has been prepared in accordance with the scope of Scott Wilson's appointment with its client and is subject to the terms of that appointment. Scott Wilson accepts no liability for any use of this document other than by its client and only for the purposes for which it was prepared and provided. Only written dimensions shall be used. © Scott Wilson Ltd 2010

© Crown Copyright All rights reserved. Licence number : AL 100018181

Drawing Title

17, 25 & 27 Ferdinand Street, Camden
Construction Temporary Management Plan
Swept Path Analysis - Phase 3: Construction
Low Loader - Egress in Forward Gear

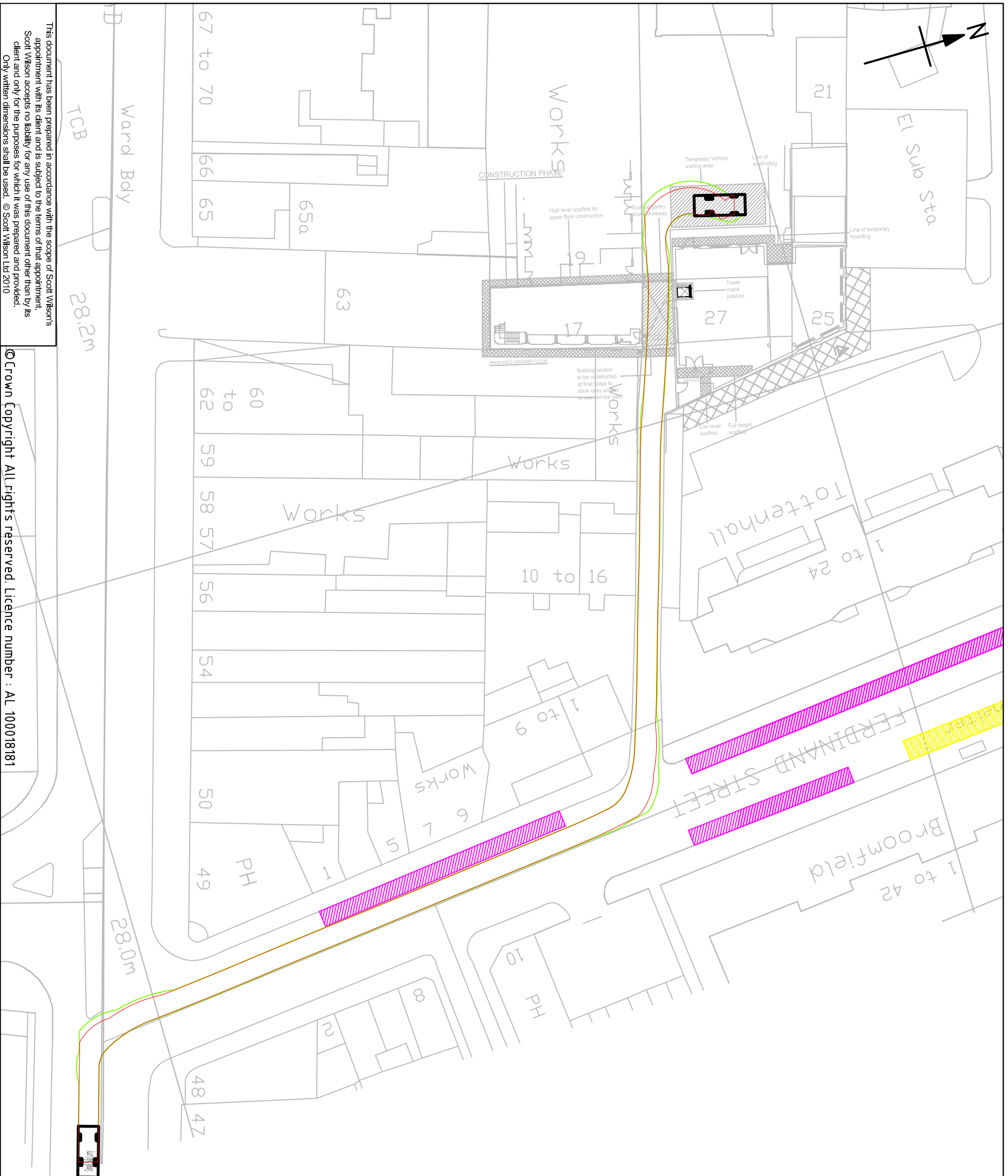
FERD/CTMP/03/008			
Scale at A3 : 1:500			
Drw	CJB	App	MT
Rev			
CHK	ES	Date	09.12.11
		Date	

Key

- On Street Parking
- Bus Stop

Vehicle Profile

Low Loader
 Overall Length 16.633m
 Overall Width 2.500m
 Overall Body Height 3.396m
 Min Body Ground Clearance 0.320m
 Max Track Width 2.550m
 Lock to Lock Time 6.40 sec
 Kerb to Kerb Turning Radius 67.80m



This document has been prepared in accordance with the scope of Scott Wilson's appointment with its client and is subject to the terms of that appointment. Scott Wilson accepts no liability for any use of this document other than by its client and only for the purposes for which it was prepared and provided. Only written dimensions shall be used. © Scott Wilson Ltd 2010

© Crown Copyright All rights reserved. Licence number : AL 100018181

Drawing Title

17, 25 & 27 Ferdinand Street, Camden
Construction Temporary Management Plan
Swept Path Analysis - Phase 3: Construction
Small Skip Lorry - Access in Forward Gear

Key

- On Street Parking
- Bus Stop

Vehicle Profile

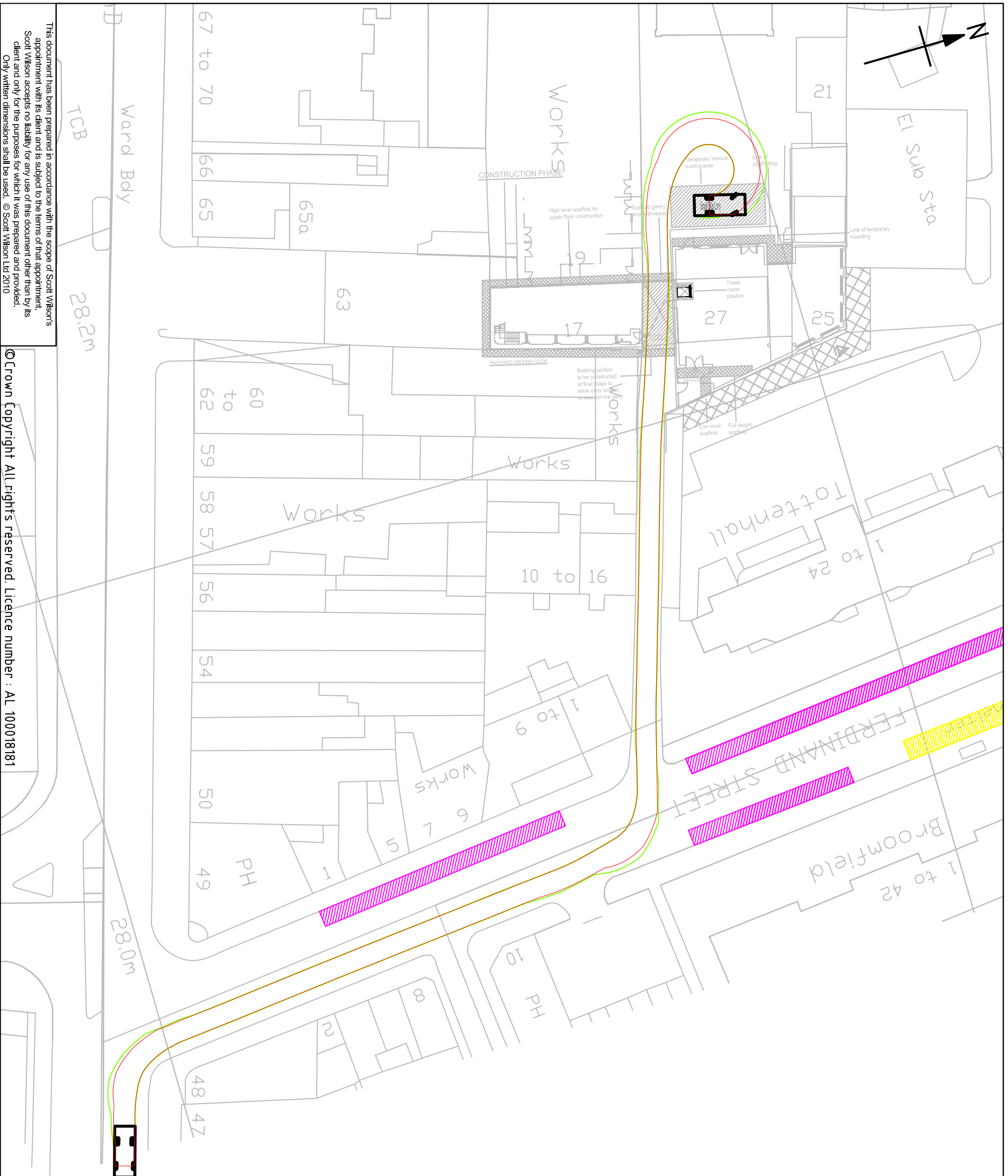
Small Skip Lorry
 Overall Length 6.265m
 Overall Width 2.550m
 Overall Body Height 3.650m
 Min Body Ground Clearance 0.395m
 Max Body Height 4.000m
 Max Lorry Height 6.000m
 Kerb to Kerb Turning Radius 6.340m

FERD/CTMP/03/009

Scale at A3 : 1:500

Drw	CJB	App	MT	Rev
ES				

www.urs-scottwilson.com



This document has been prepared in accordance with the scope of Scott Wilson's appointment with its client and is subject to the terms of that appointment. Scott Wilson accepts no liability for any use of this document other than by its client and only for the purposes for which it was prepared and provided. Only written dimensions shall be used. © Scott Wilson Ltd 2010

© Crown Copyright All rights reserved. Licence number : AL 100018181

Drawing Title

17, 25 & 27 Ferdinand Street, Camden
Construction Temporary Management Plan
Swept Path Analysis - Phase 3: Construction
Small Skip Lorry - Egress in Forward Gear

Key

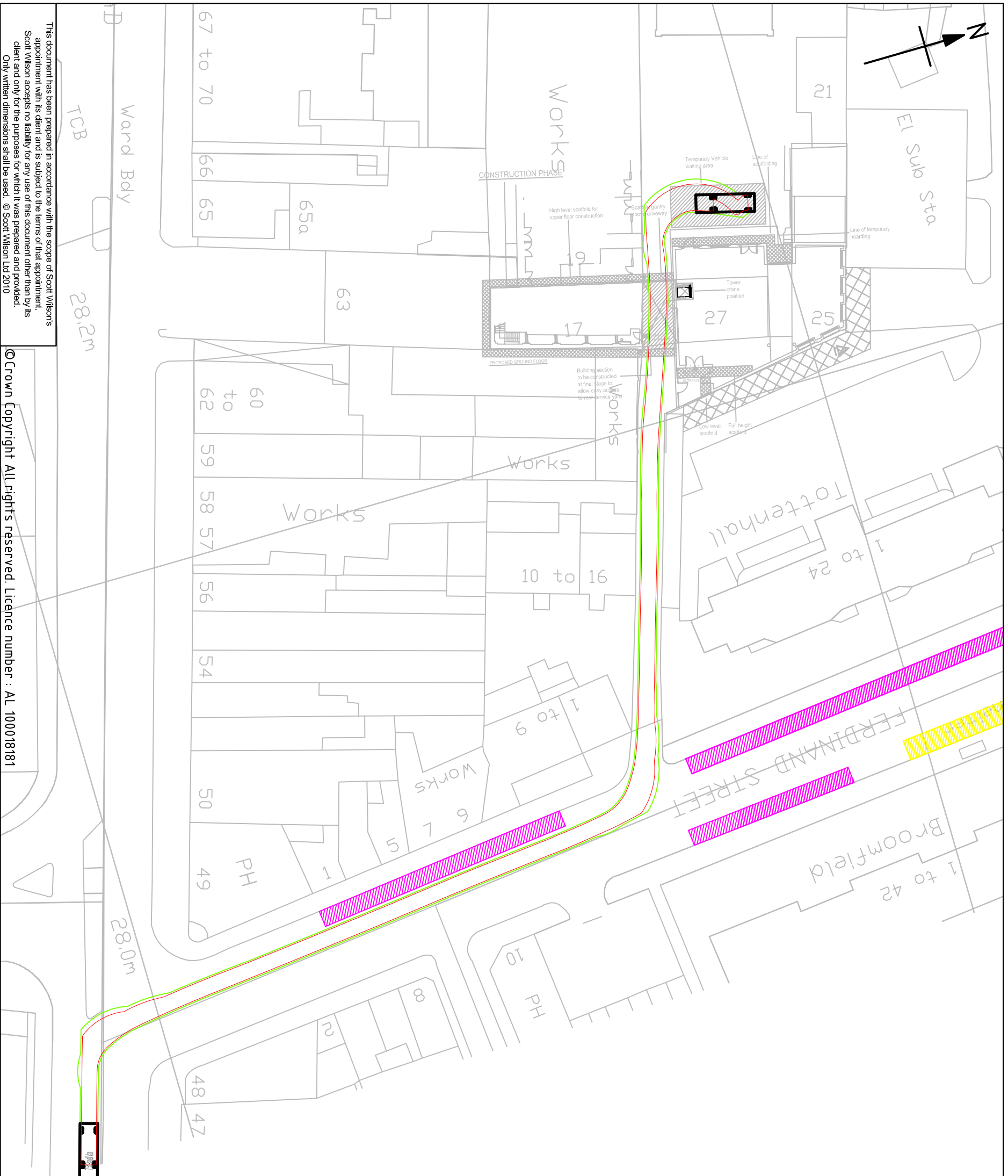
- On Street Parking
- Bus Stop

Vehicle Profile

Small Skip Lorry
 Overall Length 6.265m
 Overall Width 2.550m
 Overall Body Height 3.650m
 Min Body Ground Clearance 0.395m
 Max Body Ground Clearance 2.100m
 Lock to Lock Time 6.000s
 Kerb to Kerb Turning Radius 6.340m

FERD/CTMP/03/010			
Scale at A3 : 1:500			
Drw	CJB	App	MT
Rev			
ES		Date	09.12.11

www.urs-scottwilson.com





This document has been prepared in accordance with the scope of Scott Wilson's appointment with its client and is subject to the terms of that appointment. Scott Wilson accepts no liability for any use of this document other than by its client and only for the purposes for which it was prepared and provided. Only written dimensions shall be used. © Scott Wilson Ltd 2010

© Crown Copyright All rights reserved. Licence number : AL 100018181

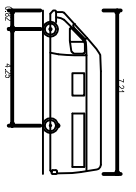
Drawing Title

17, 25 & 27 Ferdinand Street, Camden
Construction Temporary Management Plan
Swept Path Analysis - Phase 3: Construction
7.5T Panel Van - Access in Forward Gear

Key

-  On Street Parking
-  Bus Stop

Vehicle Profile



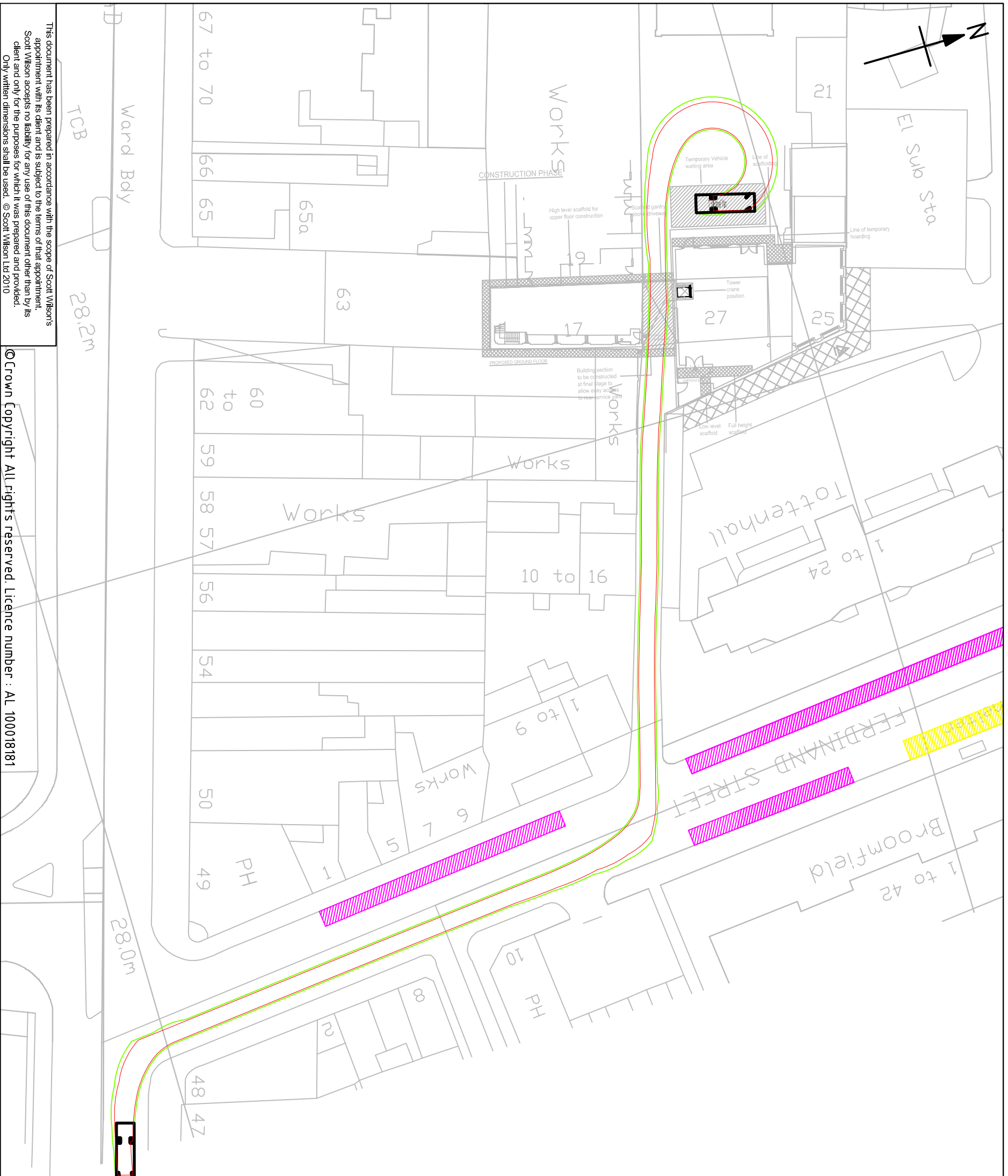
7.5T Panel Van
 Overall Length 7.210m
 Overall Width 2.192m
 Overall Body Height 2.344m
 Min. Body/Ground Clearance 1.356m
 Lock to Lock Time 4.00 sec
 Kerb to Kerb Turning Radius 7.400m

FERD/CTMP/03/011

Scale at A3 : 1:500

Drw	CJB	App	MT	Rev
ES				
ES		09.12.11		





This document has been prepared in accordance with the scope of Scott Wilson's appointment with its client and is subject to the terms of that appointment. Scott Wilson accepts no liability for any use of this document other than by its client and only for the purposes for which it was prepared and provided. Only written dimensions shall be used. © Scott Wilson Ltd 2010

© Crown Copyright All rights reserved. Licence number : AL 100018181

Drawing Title

17, 25 & 27 Ferdinand Street, Camden
Construction Temporary Management Plan
Swept Path Analysis - Phase 3: Construction
7.5T Panel Van - Egress in Forward Gear

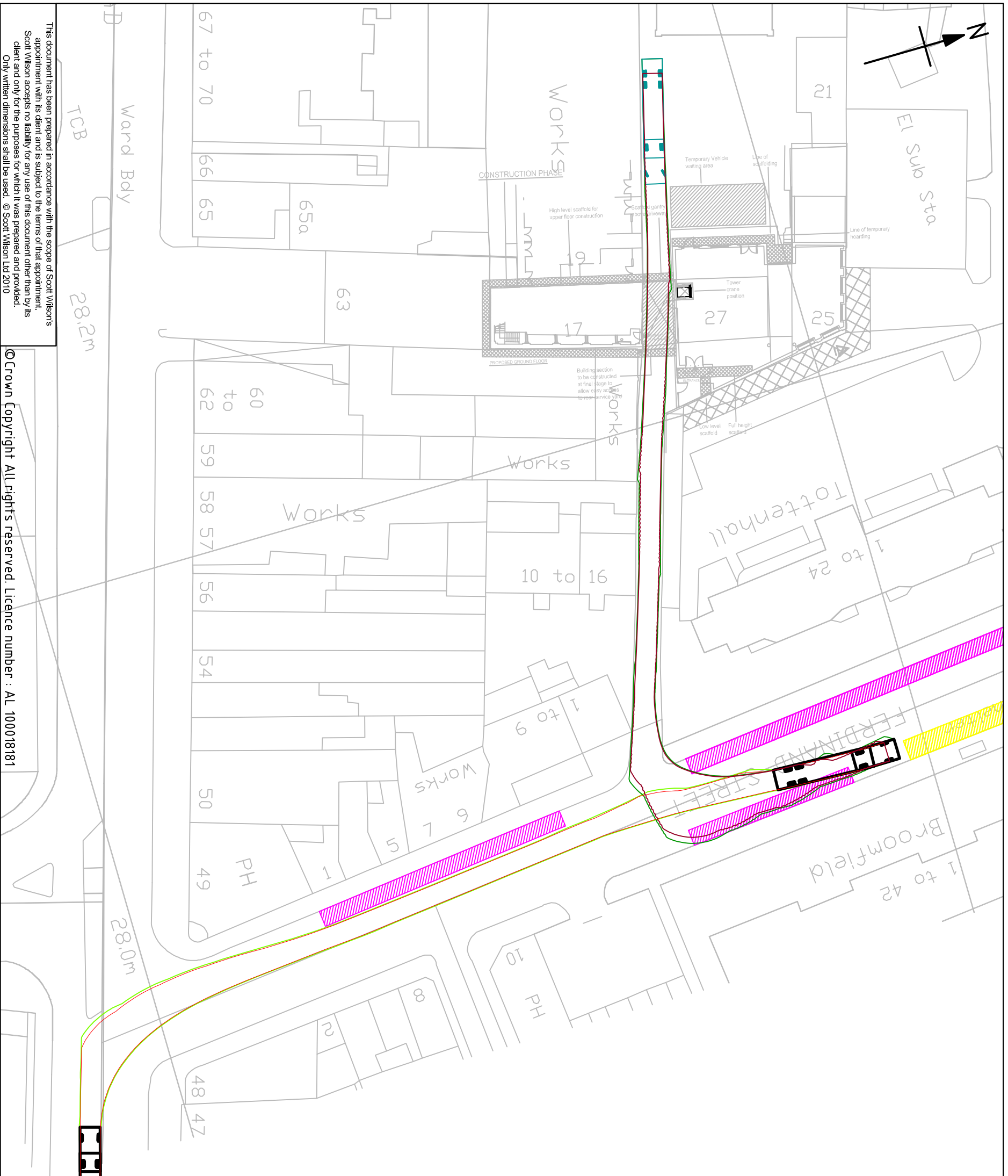
Key

- On Street Parking
- Bus Stop

Vehicle Profile

FERD/CTMP/03/012			
Scale at A3 : 1:500			
Dw	CJB	App	MT
ES		Date	09.12.11





This document has been prepared in accordance with the scope of Scott Wilson's appointment with its client and is subject to the terms of that appointment. Scott Wilson accepts no liability for any use of this document other than by its client and only for the purposes for which it was prepared and provided. Only written dimensions shall be used. © Scott Wilson Ltd 2010

© Crown Copyright All rights reserved. Licence number : AL 100018181

Drawing Title

17, 25 & 27 Ferdinand Street, Camden
Construction Temporary Management Plan
Swept Path Analysis - Phase 3: Construction
Large Articulated Vehicle - Access in Reverse Gear

Key

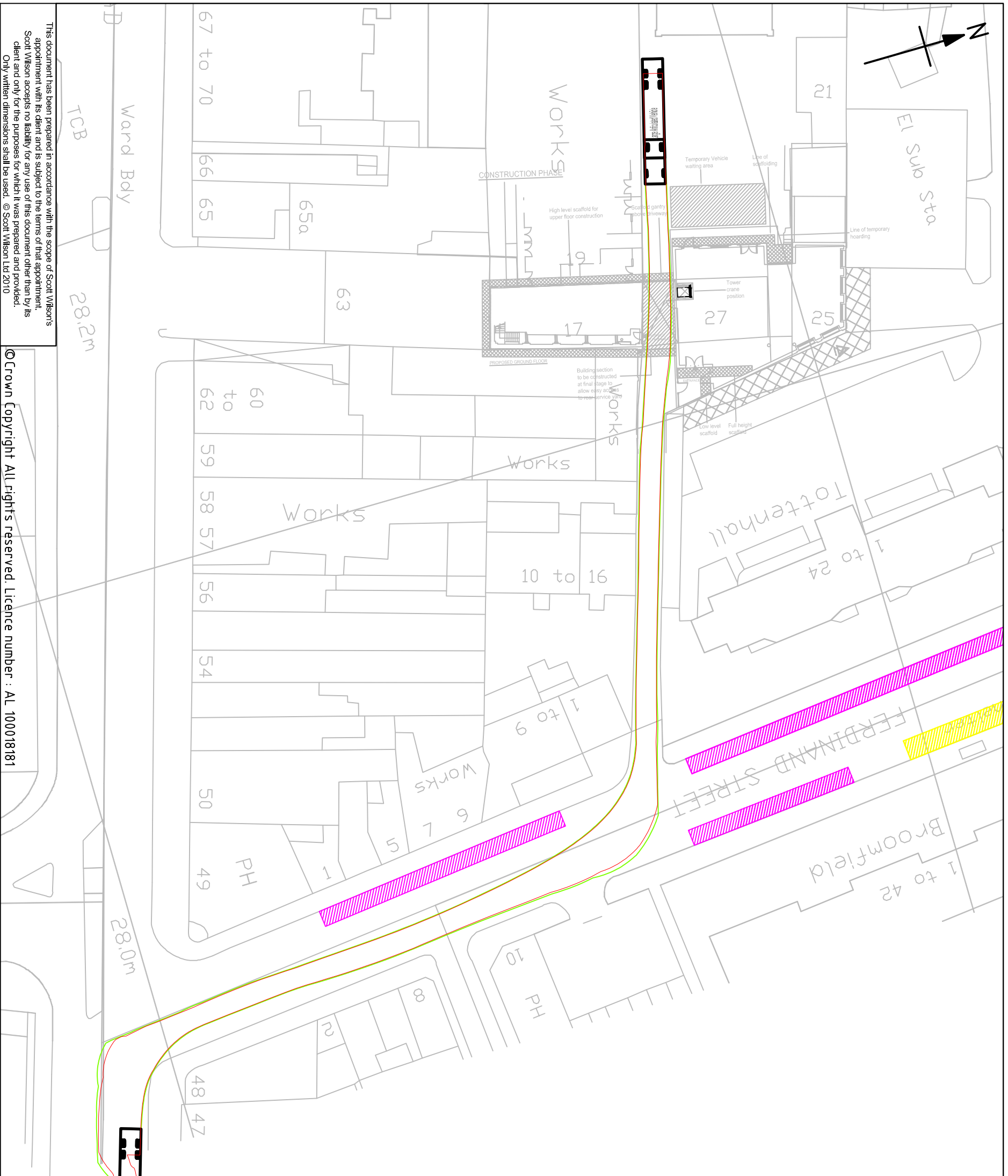
- On Street Parking
- Bus Stop

Vehicle Profile

Large Articulated Vehicle
 Overall Length 15.400m
 Overall Width 2.500m
 Overall Body Height 3.652m
 Min Body/Stand Clearance 0.400m
 Lock Wheel Time 6.00sec
 Kerb to Kerb Turning Radius 6.610m

FERD/CTMP/03/013			
Scale at A3 : 1:500			
Drw	CJB	App	MT
Rev			
CHK	ES	Date	09.12.11





This document has been prepared in accordance with the scope of Scott Wilson's appointment with its client and is subject to the terms of that appointment. Scott Wilson accepts no liability for any use of this document other than by its client and only for the purposes for which it was prepared and provided. Only written dimensions shall be used. © Scott Wilson Ltd 2010

© Crown Copyright All rights reserved. Licence number : AL 100018181

Drawing Title

17, 25 & 27 Ferdinand Street, Camden
Construction Temporary Management Plan
Swept Path Analysis - Phase 3: Construction
Large Articulated Vehicle - Egress in Forward Gear

Key

- On Street Parking
- Bus Stop

Vehicle Profile

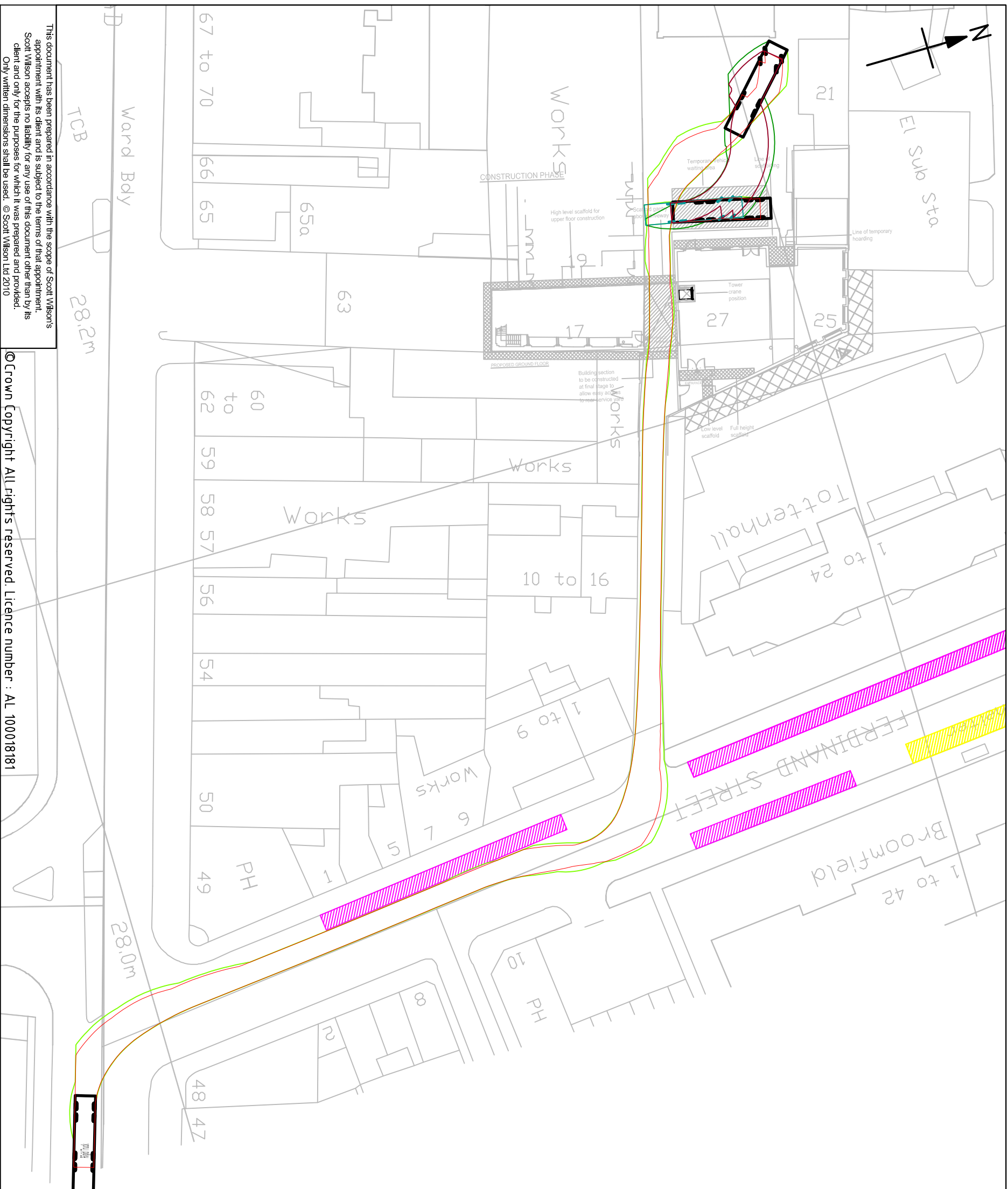
Large Articulated Vehicle
 Overall Length 15.400m
 Overall Width 2.500m
 Overall Body Height 3.652m
 Min Body Ground Clearance 0.405m
 Lock Wheel Time 6.20sec
 Kerb to Kerb Turning Radius 6.610m

FERD/CTMP/03/014

Scale at A3 : 1:500

Drw	CJB	App	MT	Rev
ES				

URS
 Scott Wilson
 www.urs-scottwilson.com



This document has been prepared in accordance with the scope of Scott Wilson's appointment with its client and is subject to the terms of that appointment. Scott Wilson accepts no liability for any use of this document other than by its client and only for the purposes for which it was prepared and provided. Only written dimensions shall be used. © Scott Wilson Ltd 2010

© Crown Copyright All rights reserved. Licence number : AL 100018181

Drawing Title

17, 25 & 27 Ferdinand Street, Camden
Construction Temporary Management Plan
Swept Path Analysis - Phase 3: Construction
Rigid Truck - Access in Forward Gear

Key

- On Street Parking
- Bus Stop
- Vehicle Profile

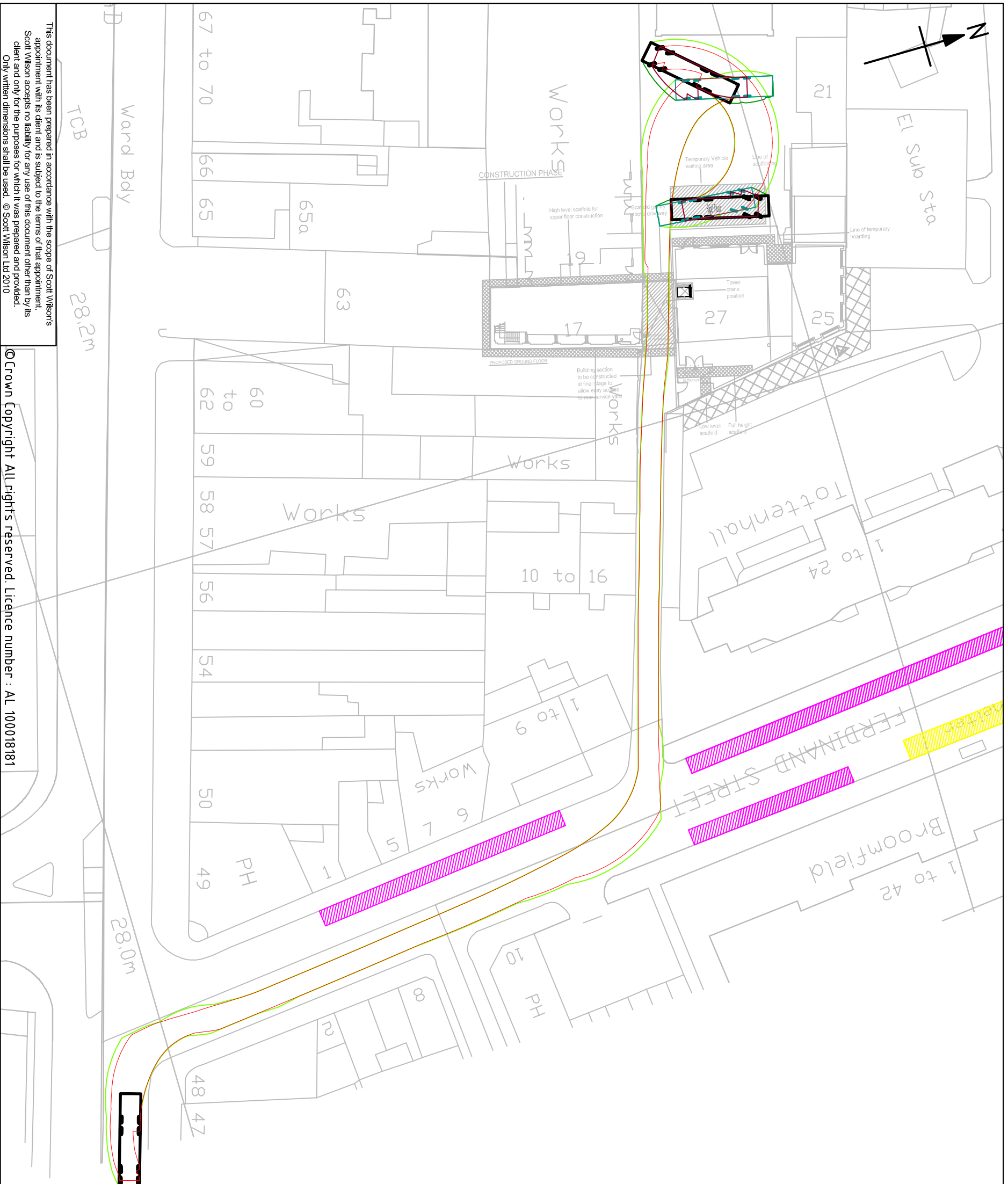
Rigid Truck
 Overall Length 12.000m
 Overall Width 2.328m
 Overall Body Height 0.412m
 Min Body Ground Clearance 2.471m
 Track Width 6.030m
 Lock to Lock Time 11.500m

FERD/CTMP/03/015

Scale at A3 : 1:500

Drw	CJB	App	MT	Rev
ES				

URS
 Scott Wilson
 www.urs-scottwilson.com



This document has been prepared in accordance with the scope of Scott Wilson's appointment with its client and is subject to the terms of that appointment. Scott Wilson accepts no liability for any use of this document other than by its client and only for the purposes for which it was prepared and provided. Only written dimensions shall be used. © Scott Wilson Ltd 2010

© Crown Copyright All rights reserved. Licence number : AL 100018181

Drawing Title

17, 25 & 27 Ferdinand Street, Camden
Construction Temporary Management Plan
Swept Path Analysis - Phase 3: Construction
Rigid Truck - Egress in Forward Gear

FERD/CTMP/03/016			
Scale at A3 : 1:500			
Drw	CJB	App	MT
Rev			
ES		Date	09.12.11
ES			

Key

- On Street Parking
- Bus Stop

Vehicle Profile

Rigid Truck
 Overall Length 12.000m
 Overall Width 2.300m
 Overall Body Height 3.328m
 Min Body Ground Clearance 0.412m
 Track Width 2.471m
 Lock to Lock Time 6.00 sec
 Kerb to Kerb Turning Radius 11.500m

