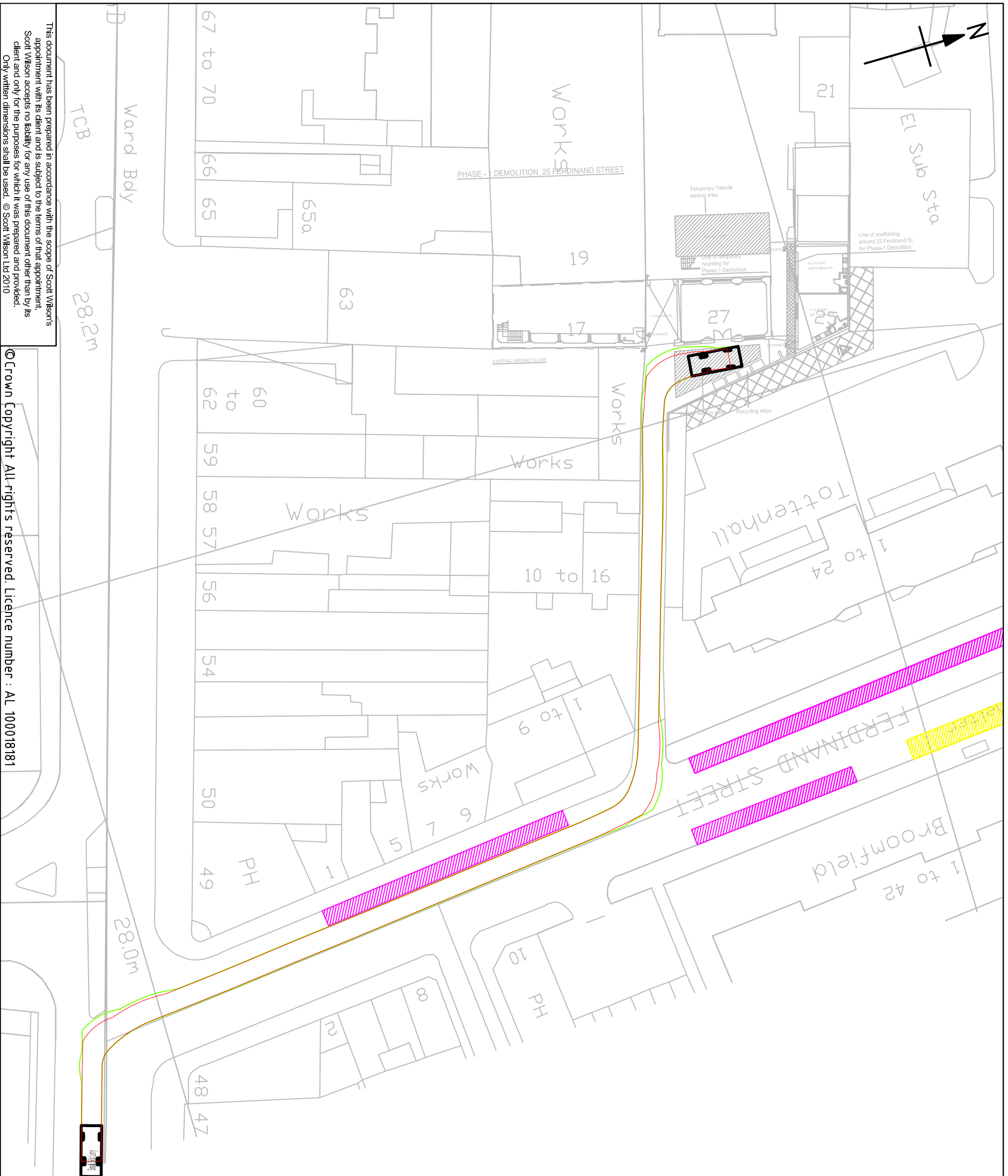


Appendix C Site Tracking Drawings



This document has been prepared in accordance with the scope of Scott Wilson's appointment with its client and is subject to the terms of that appointment. Scott Wilson accepts no liability for any use of this document other than by its client and only for the purposes for which it was prepared and provided. Only written dimensions shall be used. © Scott Wilson Ltd 2010

© Crown Copyright All rights reserved. Licence number : AL 100018181

Drawing Title

17, 25 & 27 Ferdinand Street, Camden
Construction Temporary Management Plan
Swept Path Analysis - Phase 1: Demolition, 25 Ferdinand Street
Small Skip Lorry - Access in Forward Gear

Key

- On Street Parking
- Bus Stop
- Vehicle Profile

Small Skip Lorry

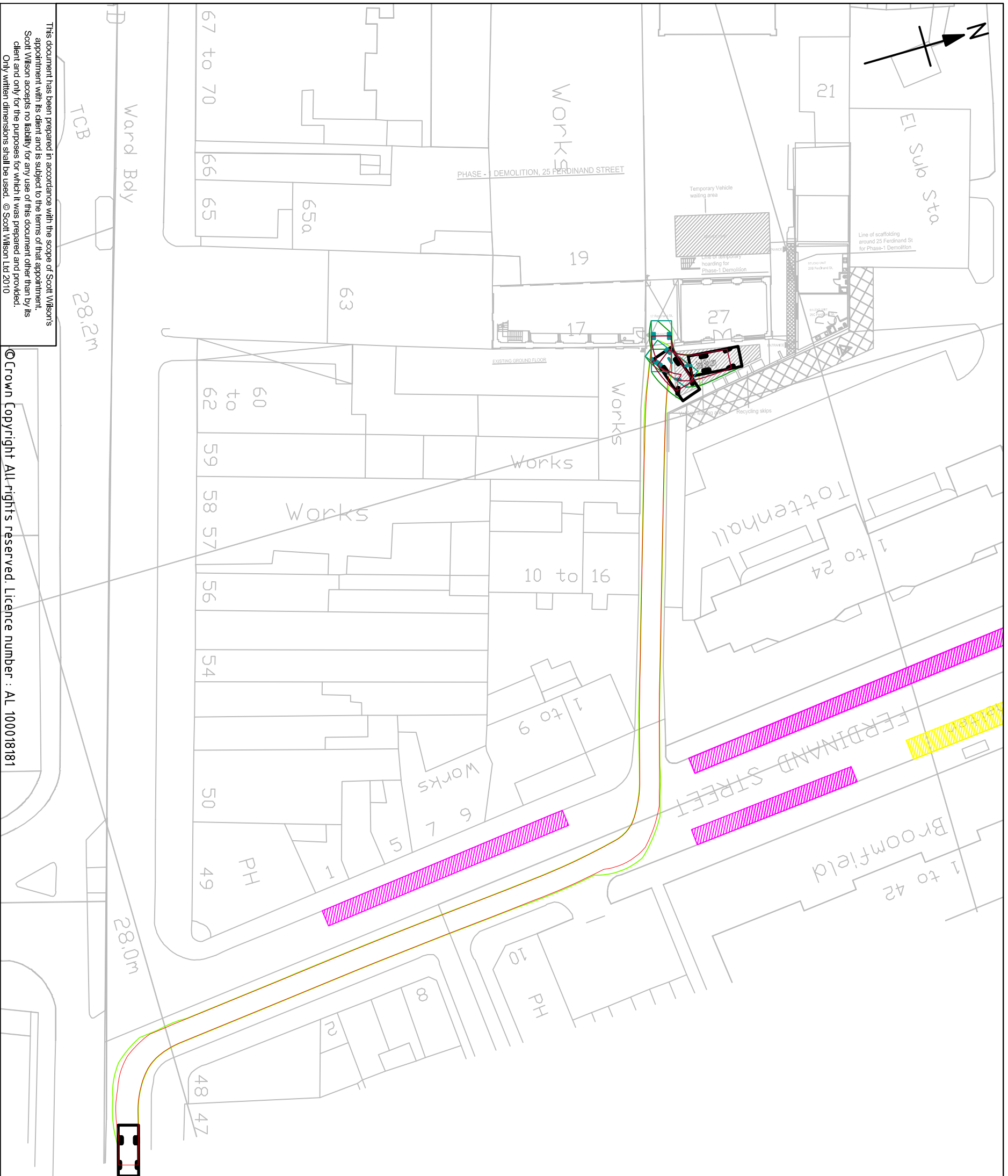
Overall Length	6.255m
Overall Width	2.250m
Min Body Height	3.650m
Min Body Ground Clearance	0.336m
Max Track Width	6.435m
Max Body Width	6.435m
Kerb to Kerb Turning Radius	6.340m

FERD/CTMP/01/009

Scale at A3 : 1:500

Drw	CJB	App	Rev
Chk	ES	Date	09.12.11





This document has been prepared in accordance with the scope of Scott Wilson's appointment with its client and is subject to the terms of that appointment. Scott Wilson accepts no liability for any use of this document other than by its client and only for the purposes for which it was prepared and provided. Only written dimensions shall be used. © Scott Wilson Ltd 2010

© Crown Copyright All rights reserved. Licence number : AL 100018181

Drawing Title

17, 25 & 27 Ferdinand Street, Camden
Construction Temporary Management Plan
Swept Path Analysis - Phase 1: Demolition, 25 Ferdinand Street
Small Skip Lorry - Egress in Forward Gear

Key

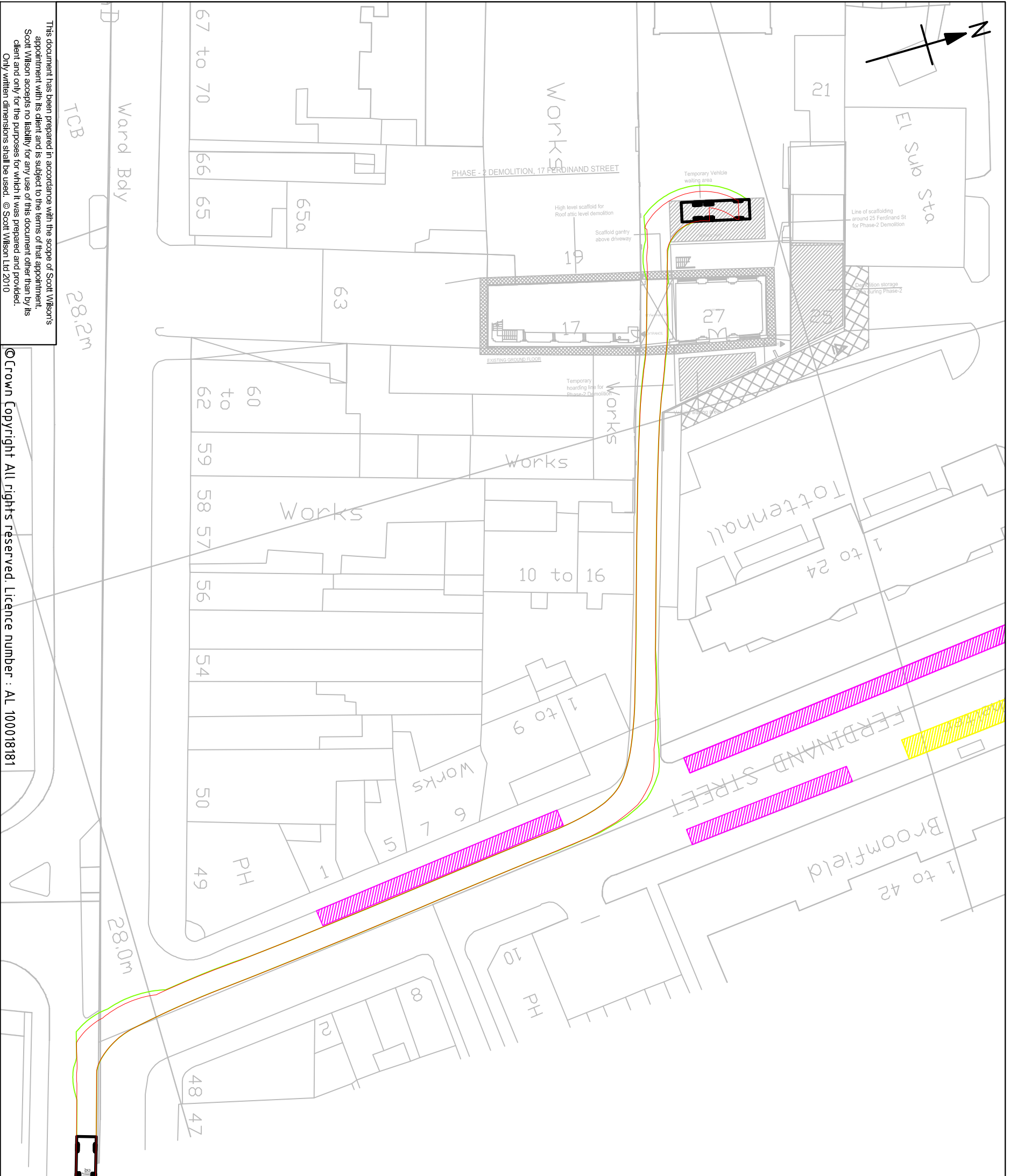
- On Street Parking
- Bus Stop

Vehicle Profile

Small Skip Lorry
 Overall Length 6.255m
 Overall Width 2.250m
 Overall Height 3.650m
 Min Body Height 0.336m
 Max Track Width 6.435m
 Max Body Ground Clearance 6.435m
 Kerb to Kerb Turning Radius 6.340m

FERD/CTMP/01/010			
Scale at A3 : 1:500			
Dw	CJB	App	Rev
ES			
ES		09.12.11	
ES			

URS
 Scott Wilson
www.urs-scottwilson.com



This document has been prepared in accordance with the scope of Scott Wilson's appointment with its client and is subject to the terms of that appointment. Scott Wilson accepts no liability for any use of this document other than by its client and only for the purposes for which it was prepared and provided. Only written dimensions shall be used. © Scott Wilson Ltd 2010

© Crown Copyright All rights reserved. Licence number : AL 100018181

Drawing Title

17, 25 & 27 Ferdinand Street, Camden
Construction Temporary Management Plan
Swept Path Analysis - Phase 2: Demolition, 17 Ferdinand Street
Concrete Mixer - Access in Forward Gear

Key

- On Street Parking
- Bus Stop

Vehicle Profile

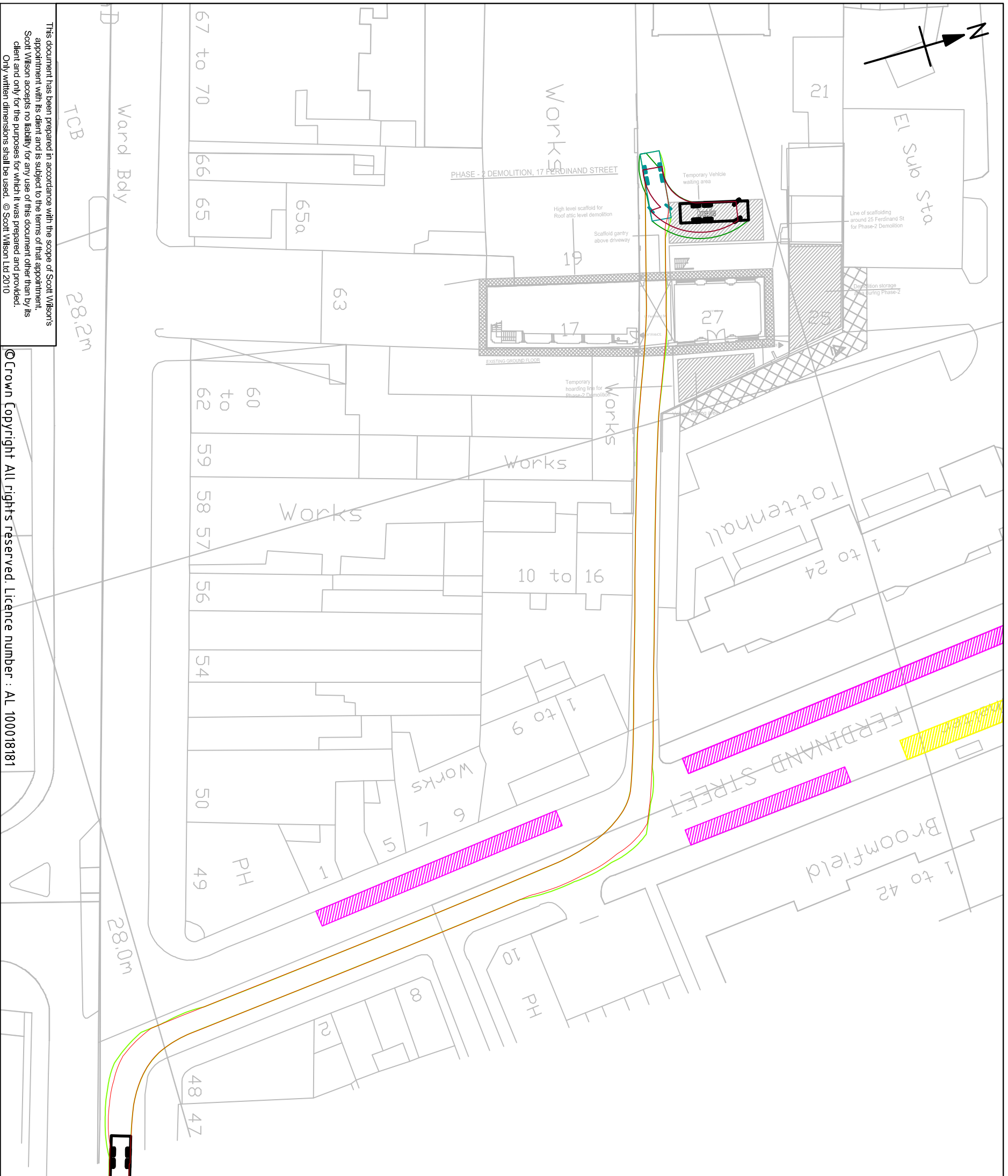
Concrete Mixer
 Overall length 8.390m
 Overall width 2.390m
 Overall body height 4.027m
 Min Body Ground Clearance 0.358m
 Max Track Width 2.415m
 Lock to Lock Time 8.210m
 Key to Key Turning Radius 8.210m

FERD/CTMP/02/001

Scale at A3 : 1:500

Dw	CJB	App	MT	Rev
ES				

www.urs-scottwilson.com



This document has been prepared in accordance with the scope of Scott Wilson's appointment with its client and is subject to the terms of that appointment. Scott Wilson accepts no liability for any use of this document other than by its client and only for the purposes for which it was prepared and provided. Only written dimensions shall be used. © Scott Wilson Ltd 2010

© Crown Copyright All rights reserved. Licence number : AL 100018181

Key

- On Street Parking
- Bus Stop

Vehicle Profile

Concrete Mixer
 Overall length 8.390m
 Overall width 2.390m
 Overall body height 4.027m
 Min Body Ground Clearance 0.358m
 Max Track Width 2.415m
 Lock to Lock Time 8.210m
 Key to Key Turning Radius 8.210m

Drawing Title

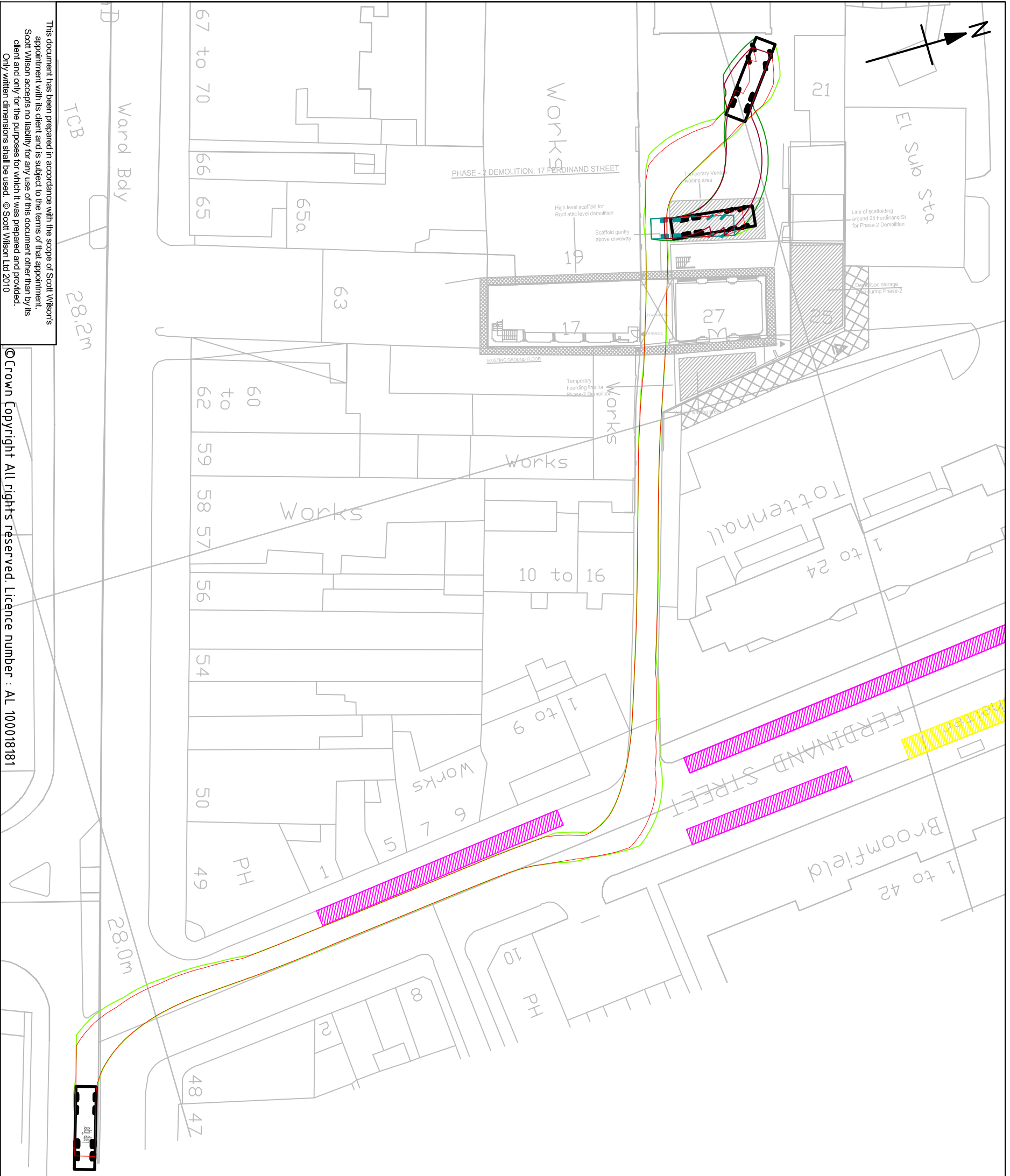
17, 25 & 27 Ferdinand Street, Camden
Construction Temporary Management Plan
Swept Path Analysis - Phase 2: Demolition, 17 Ferdinand Street
Concrete Mixer - Egress in Forward Gear

FERD/CTMP/02/002

Scale at A3 : 1:500

Dw	CJB	App	MT	Rev
CHK	ES	Date	09.12.11	Date





This document has been prepared in accordance with the scope of Scott Wilson's appointment with its client and is subject to the terms of that appointment. Scott Wilson accepts no liability for any use of this document other than by its client and only for the purposes for which it was prepared and provided. Only written dimensions shall be used. © Scott Wilson Ltd 2010

© Crown Copyright All rights reserved. Licence number : AL 100018181

Drawing Title

17, 25 & 27 Ferdinand Street, Camden
Construction Temporary Management Plan
Swept Path Analysis - Phase 2: Demolition, 17 Ferdinand Street
Large Tipper - Access in Forward Gear

Key

- On Street Parking
- Bus Stop

Vehicle Profile

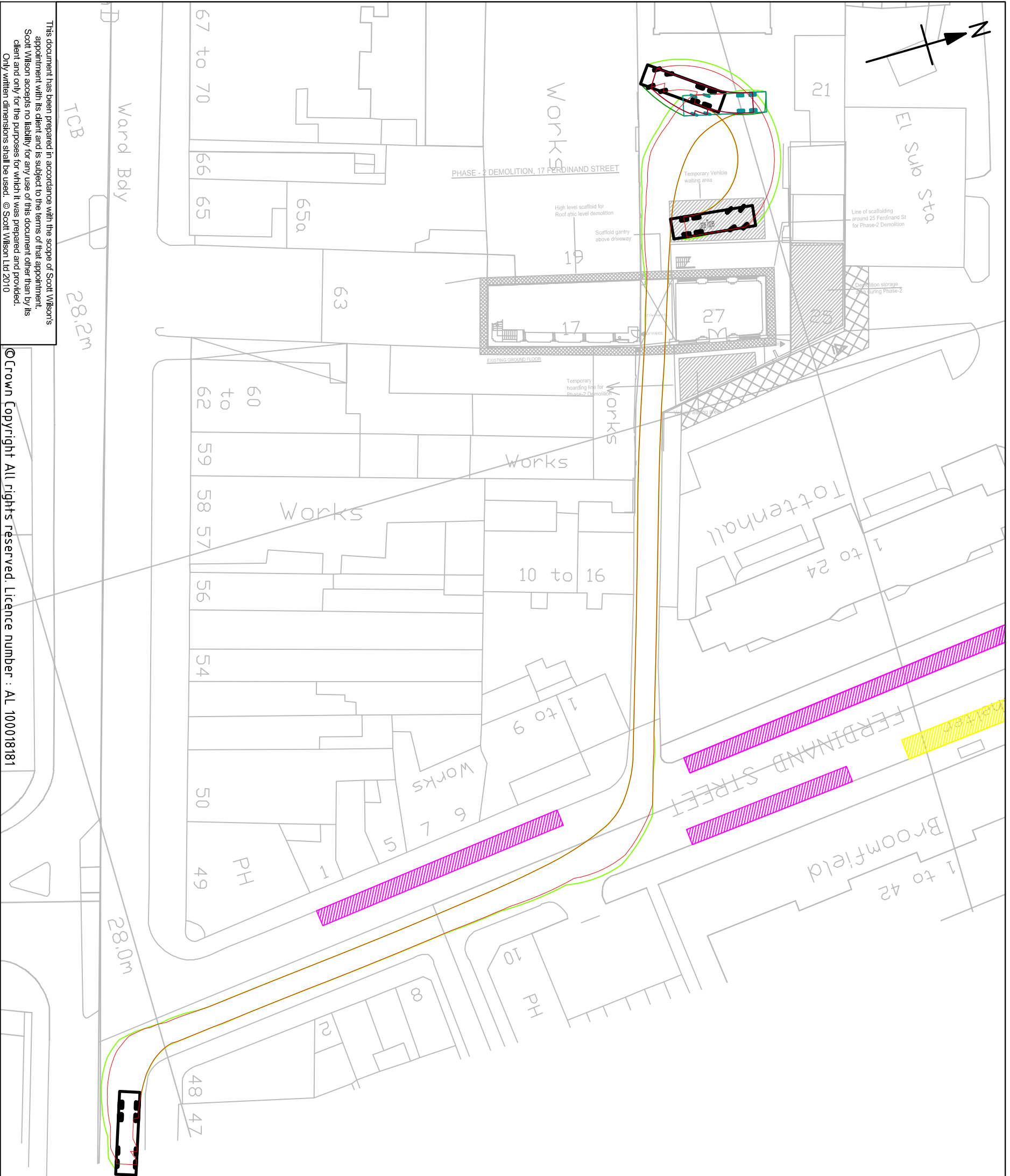
Large Tipper
 Overall Length 10.201m
 Overall Width 2.500m
 Overall Body Height 2.800m
 Min Body Square Clearance 2.500m
 Lock to Lock Time 6.00 sec
 Kerb to Kerb Turning Radius 11.550m

FERD/CTMP/02/003

Scale at A3 : 1:500

Dw	CJB	App	MT	Rev
ES				

www.urs-scottwilson.com



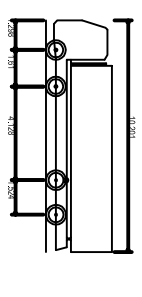
This document has been prepared in accordance with the scope of Scott Wilson's appointment with its client and is subject to the terms of that appointment. Scott Wilson accepts no liability for any use of this document other than by its client and only for the purposes for which it was prepared and provided. Only written dimensions shall be used. © Scott Wilson Ltd 2010

© Crown Copyright All rights reserved. Licence number : AL 100018181

Drawing Title

17, 25 & 27 Ferdinand Street, Camden
Construction Temporary Management Plan
Swept Path Analysis - Phase 2: Demolition, 17 Ferdinand Street
Large Tipper - Egress in Forward Gear

Large Tipper
 Overall Length 10.201m
 Overall Width 2.500m
 Overall Body Height 2.833m
 Min Body Square Clearance 2.500m
 Lock to Lock Time 6.00 sec
 Keep to Keep Turning Radius 11.550m



Key

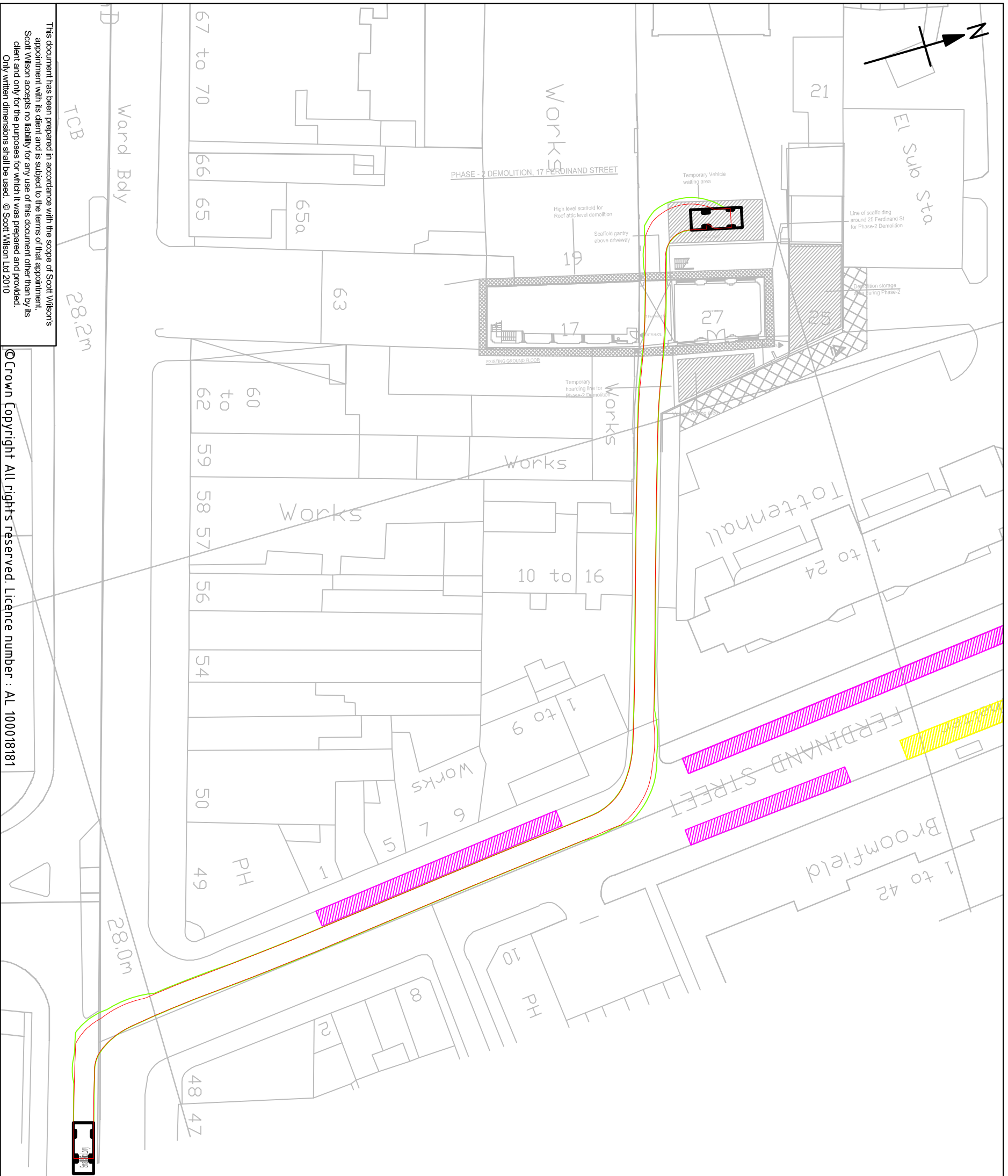
- On Street Parking
- Bus Stop

Vehicle Profile

FERD/CTMP/02/004

Scale at A3 : 1:500

Dw	CJB	App	MT	Rev
ES				



This document has been prepared in accordance with the scope of Scott Wilson's appointment with its client and is subject to the terms of that appointment. Scott Wilson accepts no liability for any use of this document other than by its client and only for the purposes for which it was prepared and provided. Only written dimensions shall be used. © Scott Wilson Ltd 2010

© Crown Copyright All rights reserved. Licence number : AL 100018181

Drawing Title

17, 25 & 27 Ferdinand Street, Camden
Construction Temporary Management Plan
Swept Path Analysis - Phase 2: Demolition, 17 Ferdinand Street
Small Skip Lorry - Access in Forward Gear

Key

- On Street Parking
- Bus Stop

Vehicle Profile

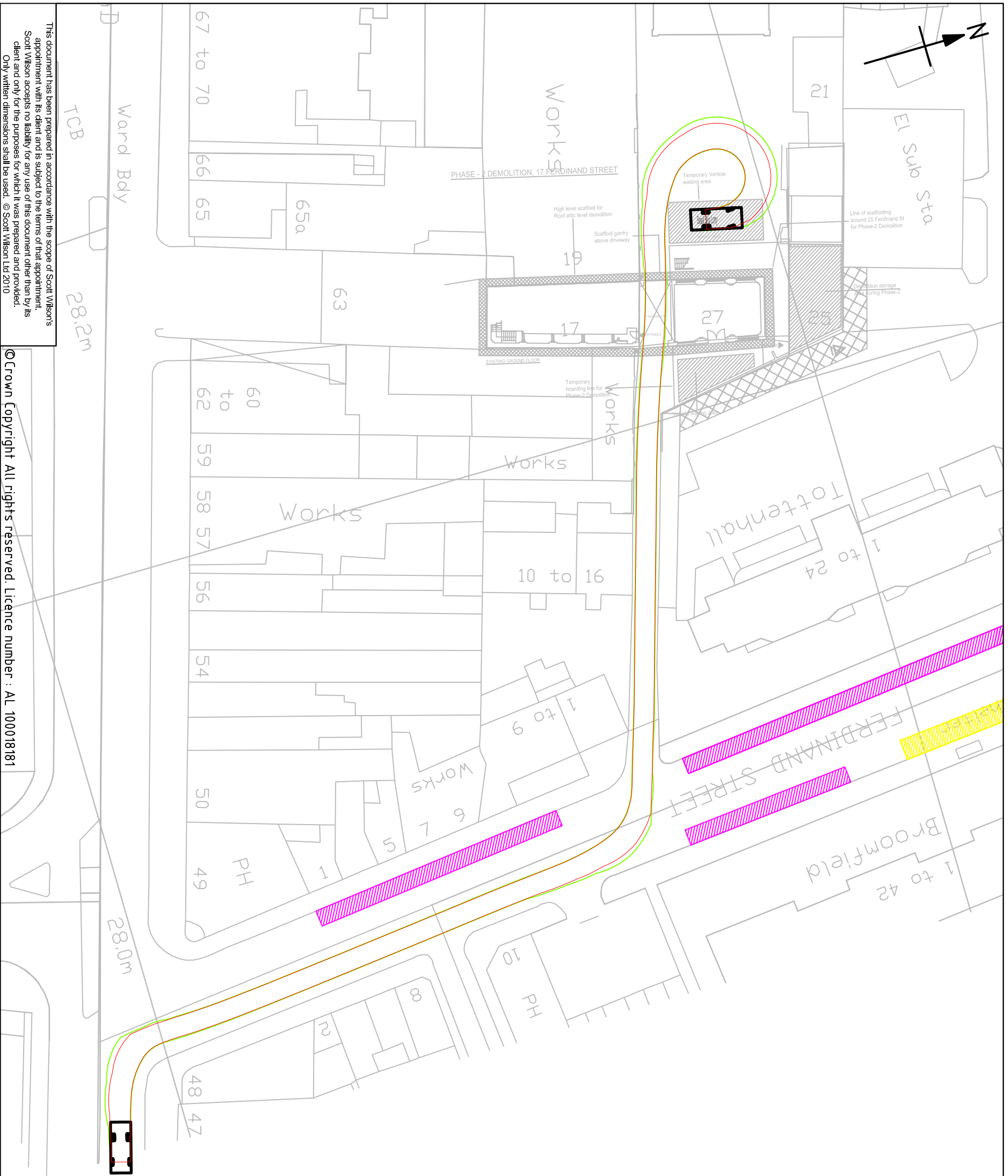
Small Skip Lorry
 Overall Length 6.265m
 Overall Width 2.500m
 Overall Height 3.350m
 Min Body Ground Clearance 2.295m
 Min Body Ground Clearance to Lock 2.000m
 Lock to Keen Turning Radius 6.340m

FERD/CTMP/02/005

Scale at A3 : 1:500

Drw	CJB	App	MT	Rev
Chk	ES	Date	09.12.11	Date

www.urs-scottwilson.com



This document has been prepared in accordance with the scope of Scott Wilson's appointment with its client and is subject to the terms of that appointment. Scott Wilson accepts no liability for any use of this document other than by its client and only for the purposes for which it was prepared and provided. Only written dimensions shall be used. © Scott Wilson Ltd 2010

© Crown Copyright All rights reserved. Licence number : AL 100018181

Drawing Title

17, 25 & 27 Ferdinand Street, Camden
Construction Temporary Management Plan
Swept Path Analysis - Phase 2: Demolition, 17 Ferdinand Street
Small Skip Lorry - Egress in Forward Gear

Key

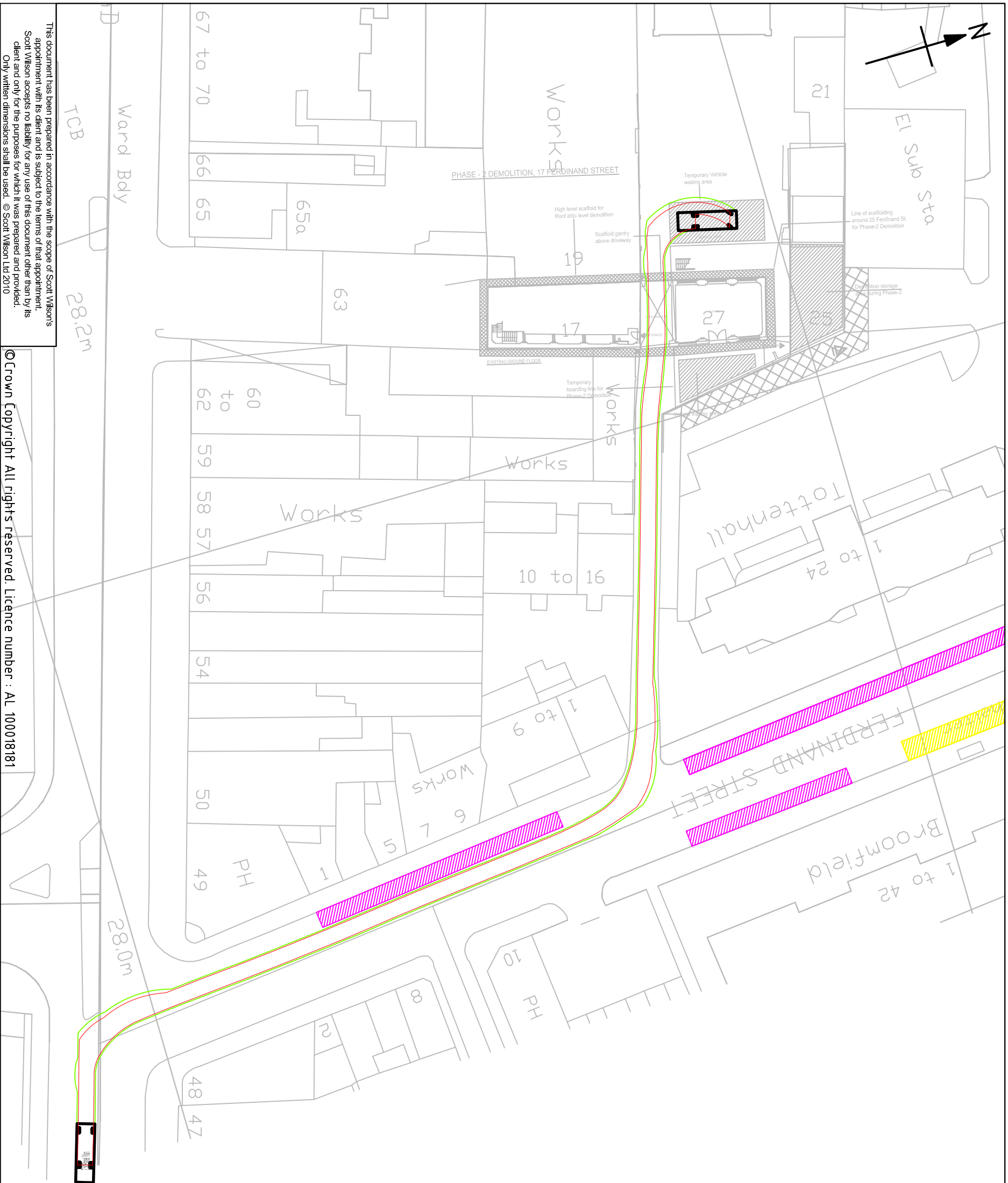
- On Street Parking
- Bus Stop

Vehicle Profile

Small Skip Lorry
 Overall Length: 6.265m
 Overall Width: 2.500m
 Min Body Ground Clearance: 3.350m
 Min Body Ground Clearance: 2.235m
 Lock to Lock Time: 2.500 sec
 Kerb to Kerb Turning Radius: 6.340m

FERD/CTMP/02/006			
Scale at A3 : 1:500			
Dw	CJB	App	MT
Rev			
ES		Date	09.12.11





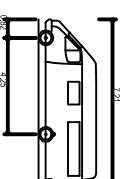
This document has been prepared in accordance with the scope of Scott Wilson's appointment with its client and is subject to the terms of that appointment. Scott Wilson accepts no liability for any use of this document other than by its client and only for the purposes for which it was prepared and provided. Only written dimensions shall be used. © Scott Wilson Ltd 2010

© Crown Copyright All rights reserved. Licence number : AL 100018181

Drawing Title

17, 25 & 27 Ferdinand Street, Camden
Construction Temporary Management Plan
Swept Path Analysis - Phase 2: Demolition, 17 Ferdinand Street
7.5T Panel Van - Access in Forward Gear

7.5T Panel Van
 Overall Width
 Overall Body Height
 Min Body Ground Clearance
 Track Width
 Lock to Lock Time
 Kern to Kern Turning Radius



7.210m
 2.120m
 2.544m
 0.316m
 1.865m
 4.00 sec
 7.400m

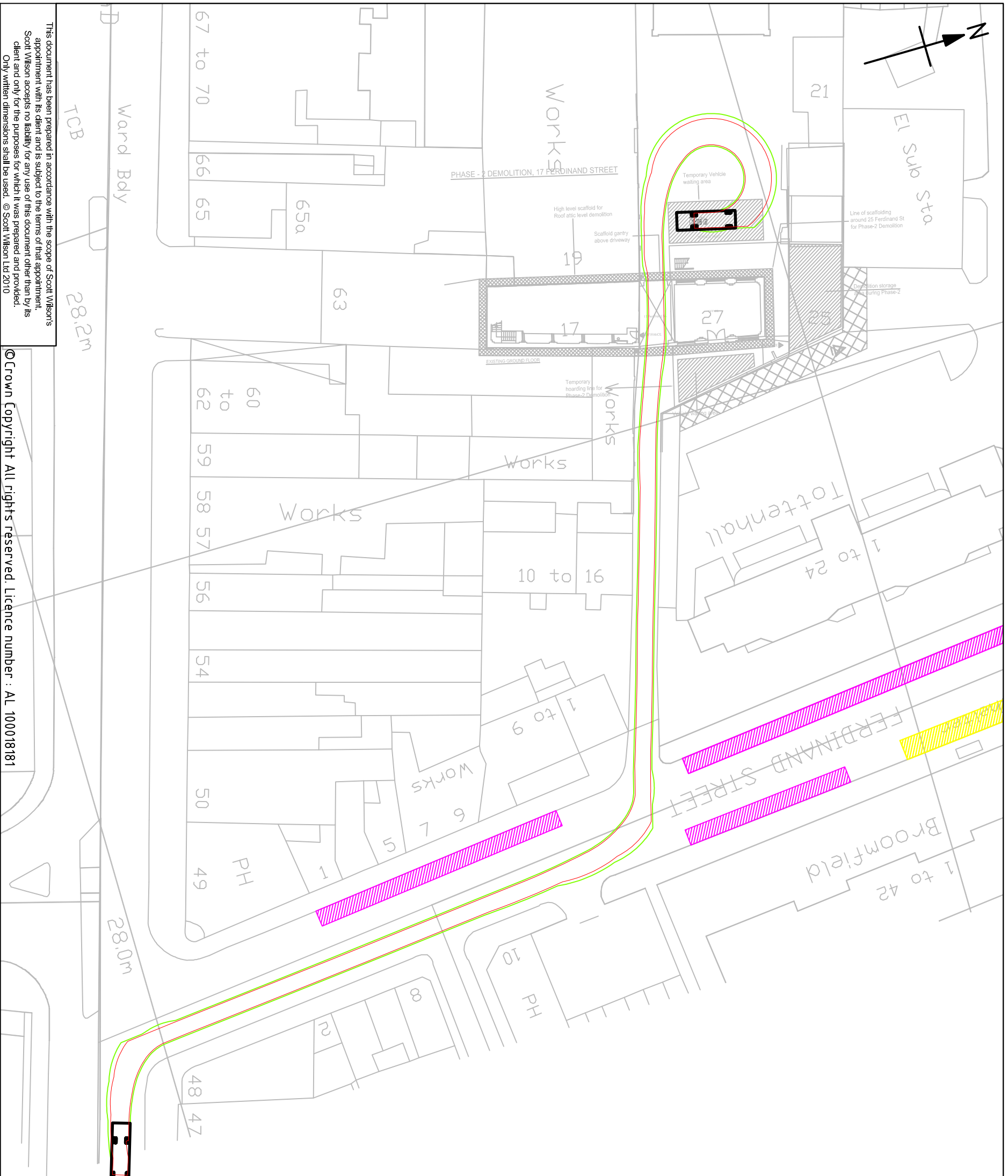
Key
 On Street Parking
 Bus Stop
Vehicle Profile

FERD/CTMP/02/007

Scale at A3 : 1:500

Dwg	CJB	App	MT	Rev
CHK	ES	Date	09.12.11	Date





This document has been prepared in accordance with the scope of Scott Wilson's appointment with its client and is subject to the terms of that appointment. Scott Wilson accepts no liability for any use of this document other than by its client and only for the purposes for which it was prepared and provided. Only written dimensions shall be used. © Scott Wilson Ltd 2010

© Crown Copyright All rights reserved. Licence number : AL 100018181

Drawing Title

17, 25 & 27 Ferdinand Street, Camden
Construction Temporary Management Plan
Swept Path Analysis - Phase 2: Demolition, 17 Ferdinand Street
7.5T Panel Van - Egress in Forward Gear

FERD/CTMP/02/008			
Scale at A3 : 1:500			
Dw	CJB	App	MT
Rev			
ES		Date	09.12.11

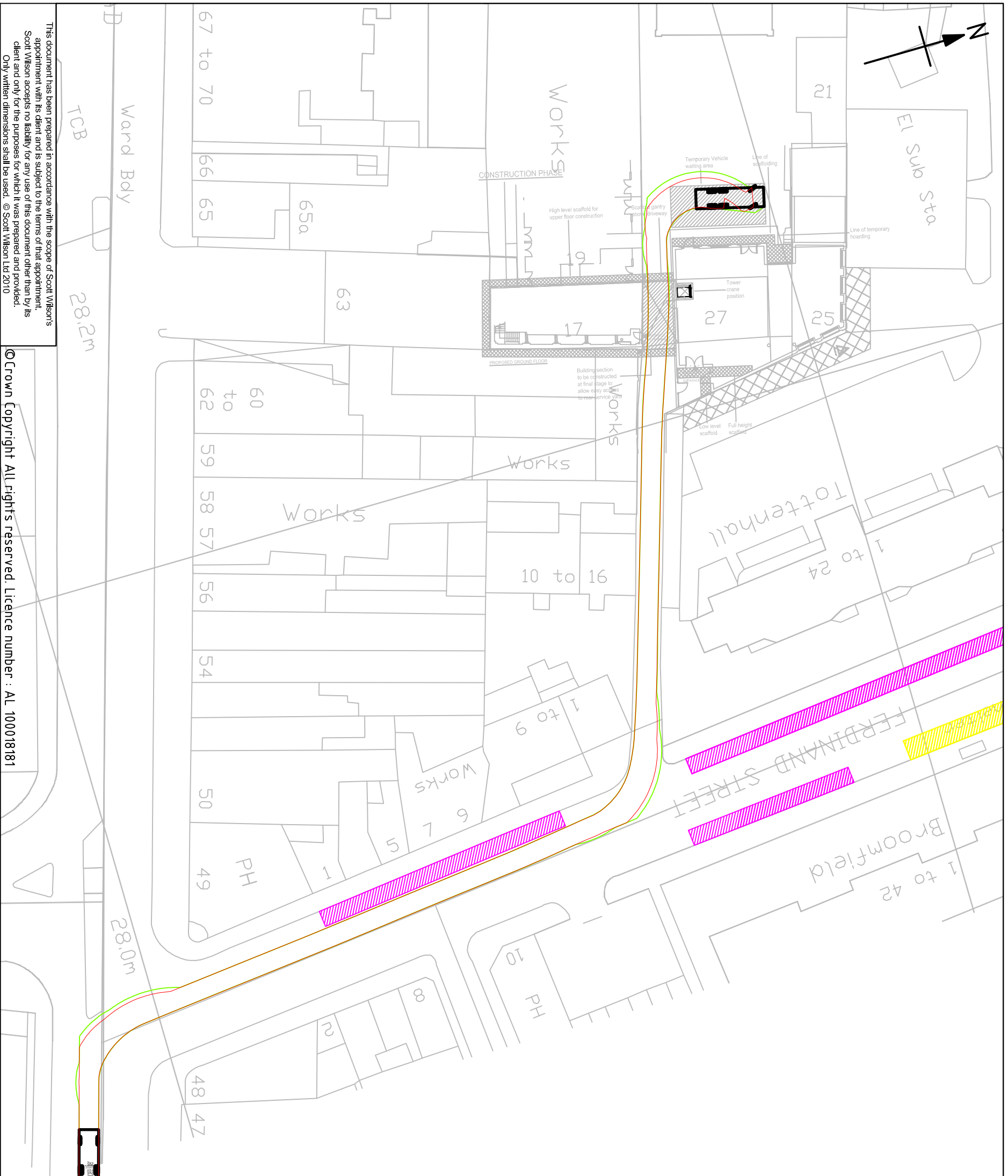
www.urs-scottwilson.com

Key

- On Street Parking
- Bus Stop

Vehicle Profile

7.5T Panel Van
 Overall Length 7.210m
 Overall Width 2.182m
 Overall Body Height 2.544m
 Min Body Ground Clearance 0.316m
 Track Width 1.865m
 Lock to Lock Time 4.00 sec
 Kern to Kern Turning Radius 7.400m



This document has been prepared in accordance with the scope of Scott Wilson's appointment with its client and is subject to the terms of that appointment. Scott Wilson accepts no liability for any use of this document other than by its client and only for the purposes for which it was prepared and provided. Only written dimensions shall be used. © Scott Wilson Ltd 2010

© Crown Copyright All rights reserved. Licence number : AL 100018181

Drawing Title

17, 25 & 27 Ferdinand Street, Camden
Construction Temporary Management Plan
Swept Path Analysis - Phase 3: Construction
Concrete Mixer - Access in Forward Gear

Key

- On Street Parking
- Bus Stop

Vehicle Profile

Concrete Mixer
 Overall length 8.390m
 Overall width 2.390m
 Overall Body Height 4.027m
 Min Body Ground Clearance 0.358m
 Max Track Width 2.415m
 Lock to Lock Turning Radius 8.210m

FERD/CTMP/03/001

Scale at A3 : 1:500

Drw	CJB	App	MT	Rev
CHK	ES	Date	09.12.11	Date

