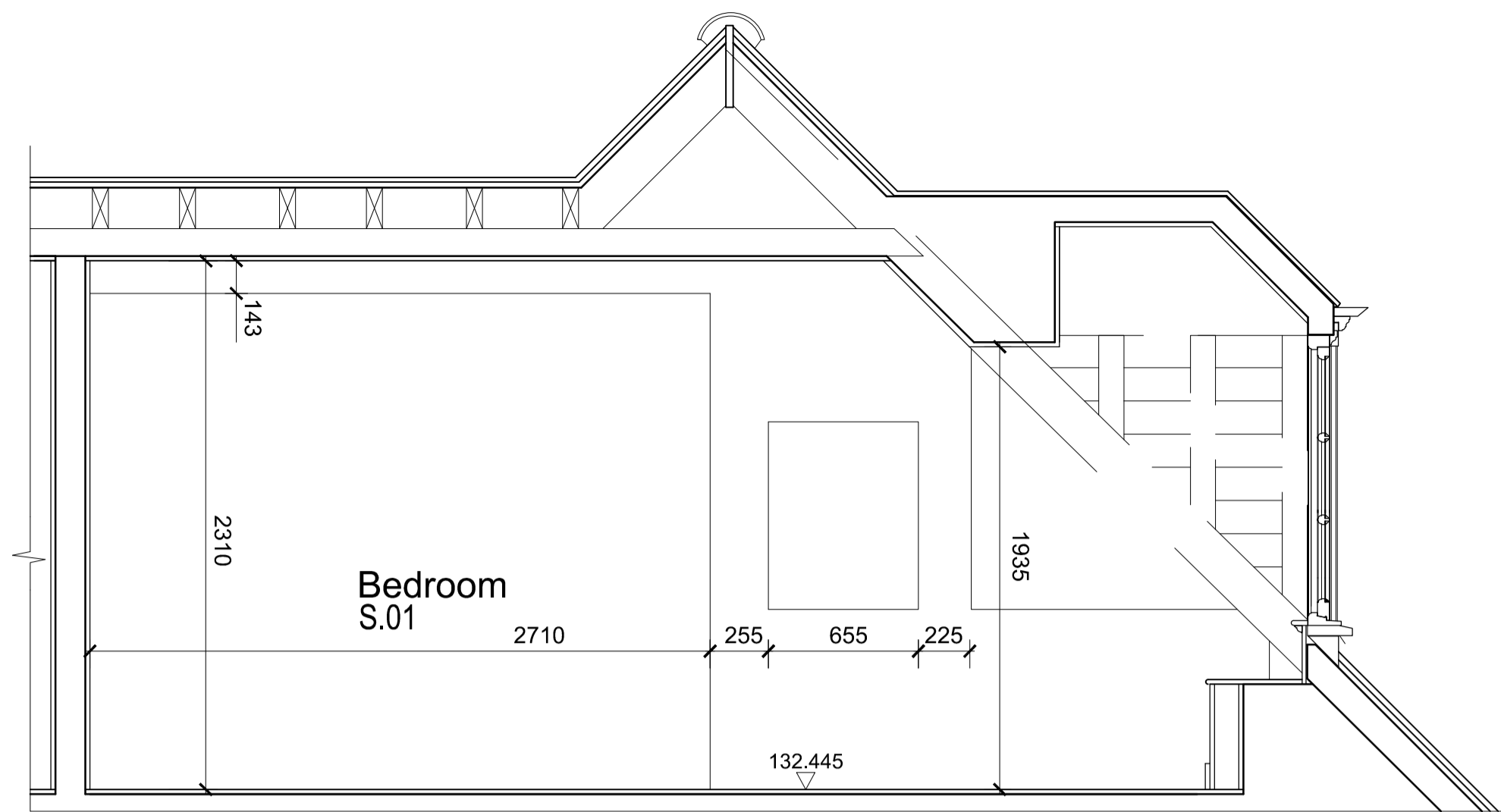


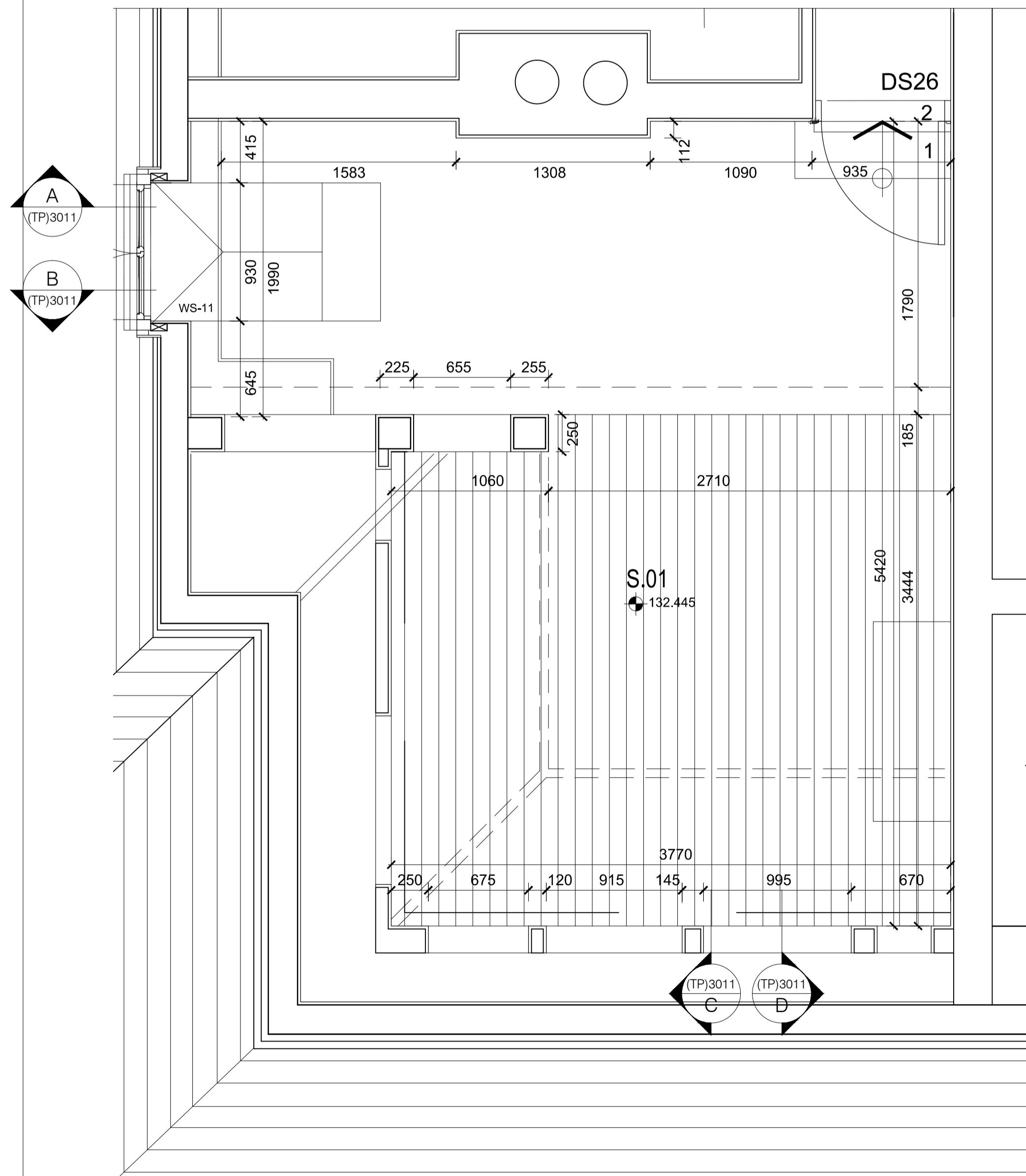
02 - ELEVATION A

Scale: 1:25 @ A1



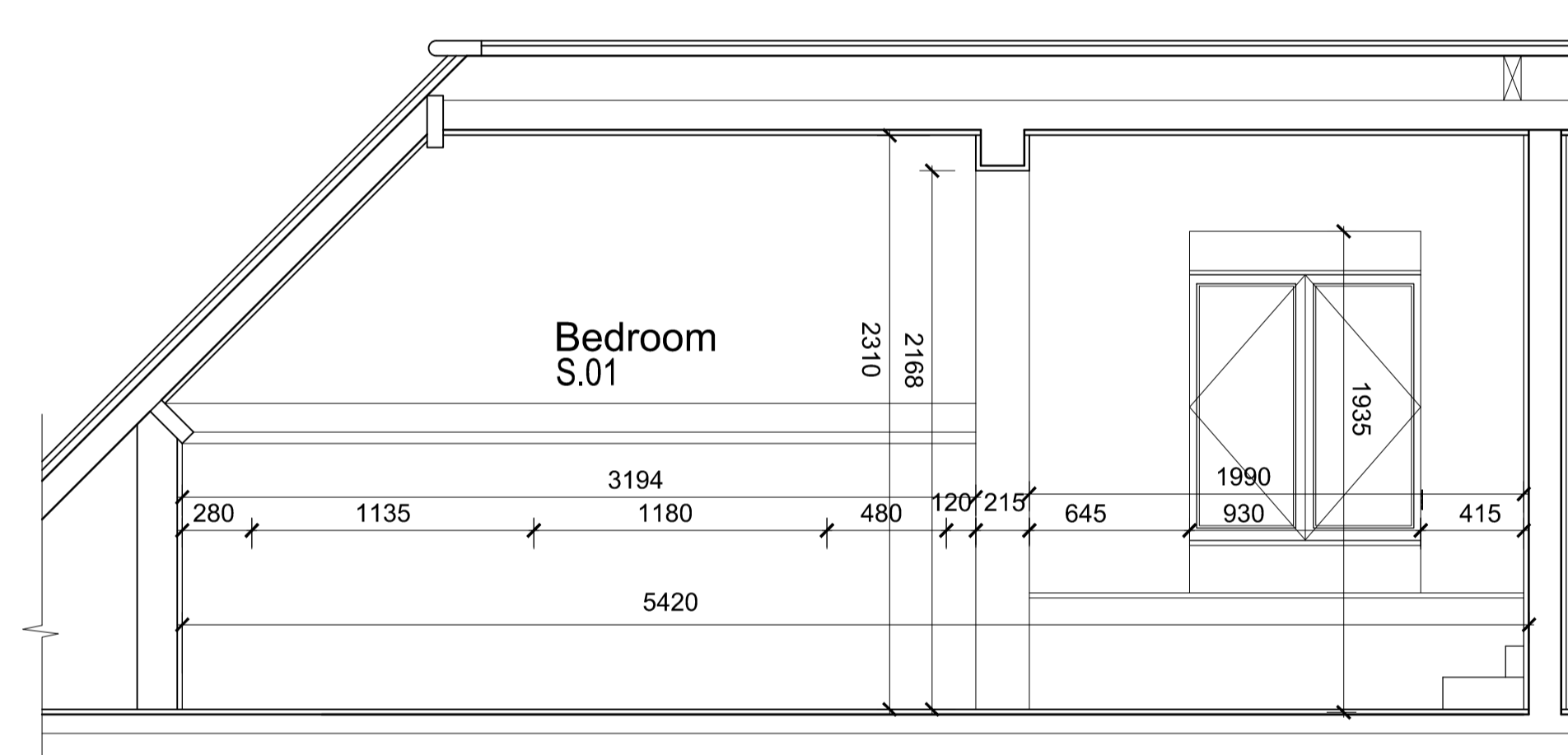
03 - ELEVATION B

Scale: 1:25 @ A1



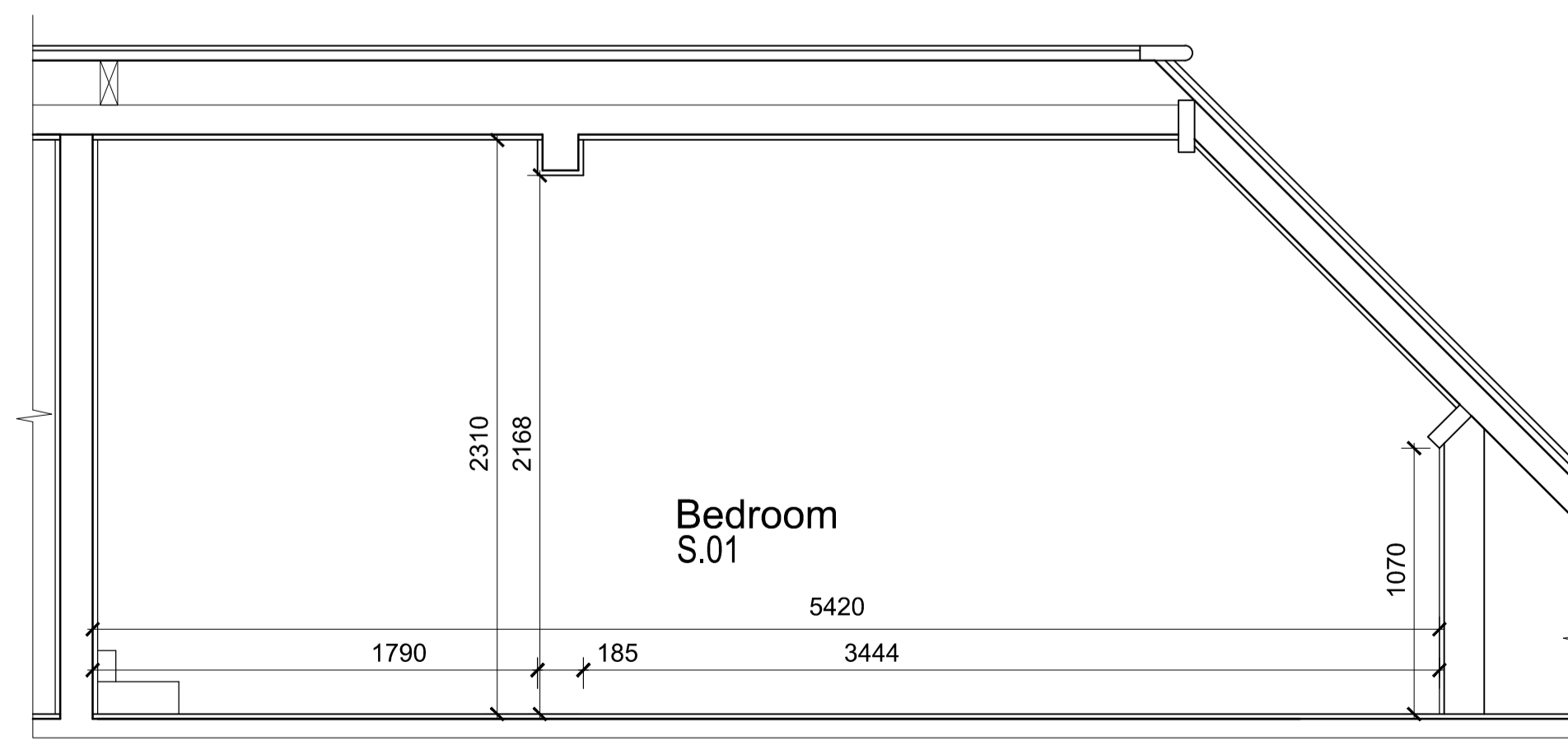
01 - FLOOR PLAN

Scale: 1:25 @ A1



04 - ELEVATION C

Scale: 1:25 @ A1



05 - ELEVATION D

Scale: 1:25 @ A1

Owen Architects

GENERAL NOTES

- Do not scale off this drawing, use figured dimensions only. All dimensions and levels to be checked on site and Owen Architects to be notified of any discrepancies immediately.
- Issued only for purpose indicated.
- The drawing is to be read in conjunction with consultants drawings and specifications.
- This drawing is copyright of GOK and may not be copied, altered or reproduced in any way or passed to a third party without written permission from GOK.
- The main contractor should be conversant with the statutory obligations under the CDM regulations.
- The dimensions shown on this drawing have been based on the measurements provided by an independent survey company.
- For setting out refer to elevations or to be confirmed by GOK Studios

GENERAL NOTES:

- ALL FACE PLATES TO BE SPACED 20mm APART
- ALL CHESTRON SWITCHES TO BE 150mm FROM FFL TO CENTER OF SWITCH
- ALL LUTRON PANELS AND GENERAL SWITCHES TO BE 130mm FROM FFL TO CENTER OF SWITCH UNLESS OTHERWISE NOTED ON DRAWINGS
- FOR WALL LIGHT AND PICTURE LIGHT FITTINGS REFER TO ELEVATIONS
- ALL CABINERY SMALL POWER LOCATED WITHIN CABINERY AT 200mm FROM TOP EDGE OF SKIRTING TO CENTER OF FACE PLATE /OR TILL FURTHER NOTATION/
- SMALL POWER LOCATED WITHIN FLOOR BOX TO BE RECESSED INTO FLOOR. REFER TO SMALL POWER DRAWING FOR SETTING OUT PURPOSES ONLY.
- UNDERFLOOR HEATING AND FCU UNITS TO BE CO-ORDINATED WITH M&E CONSULTANTS, REFER TO RELATED DRAWING

SCHEDULES FOR REFERENCING

- Refer to Owen Architects schedules
- Refer to Services Engineers for Services

REVISIONS

Rev.	Date	Description	Drawn	Chkd
TP0	06-02-15	TOWN PLANNING	SC	
TP1	11-02-15	TOWN PLANNING REVISIONS	SC	

## INFORMATION

**Owen Architects**

Gate House  
1 St John's Square  
London  
EC1M 4DH

+44 (0) 20 7608 2889 T  
+44 (0) 20 7608 0758 F  
info@owenarchitects.co.uk

PROJECT: 363 - PROJECT H			
DRAWING TITLE: EXISTING S01 BEDROOM PLAN AND ELEVATIONS			
DATE: 06-02-15	DRAWN: SC	SCALE: 1:25 @ A1 / 1:50 @ A3	
PROJ. No: 363	SERIES: TP	DRAWING No: 3011	REV: TP1