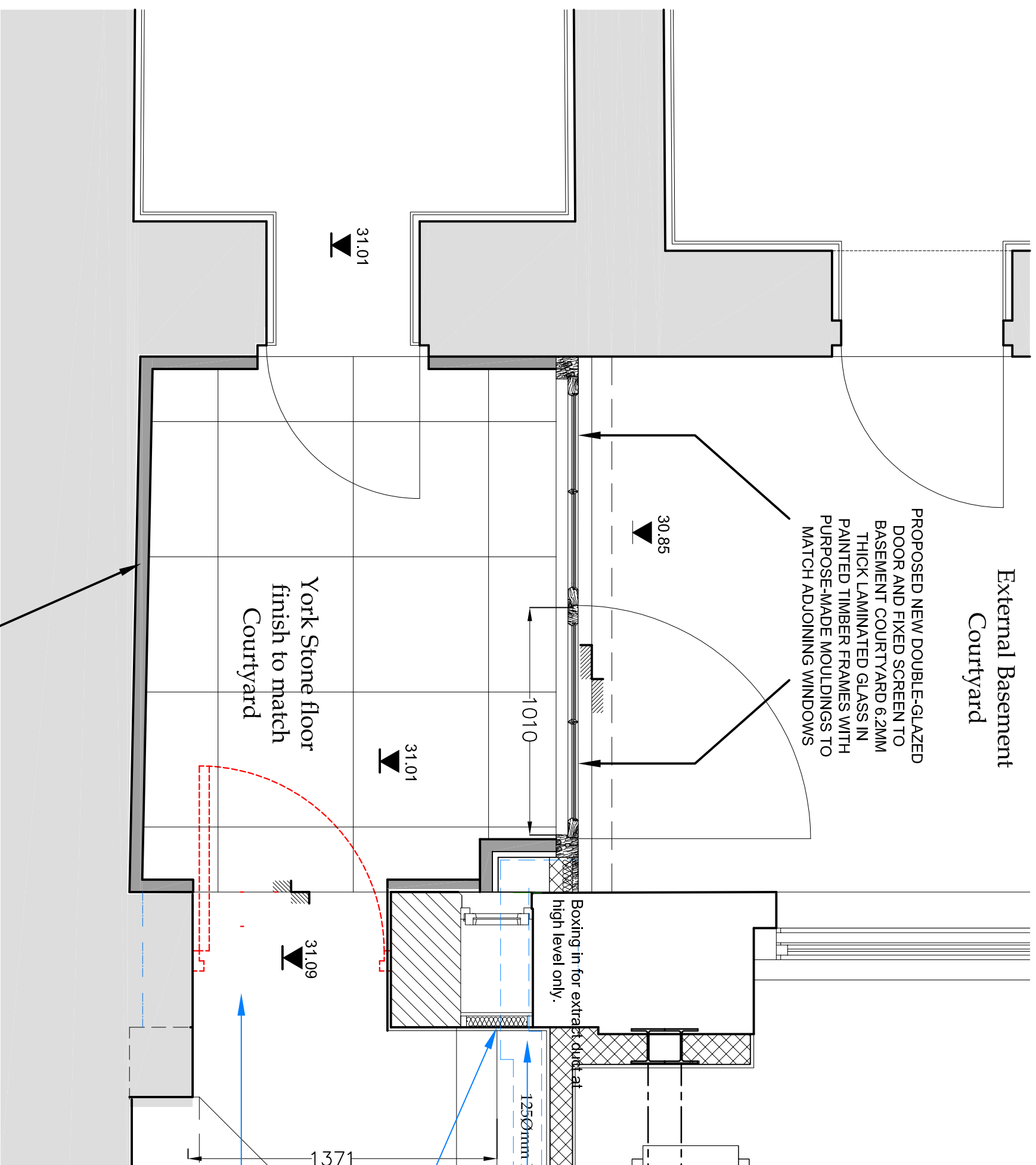


External Basement  
Courtyard

PROPOSED NEW DOUBLE-GLAZED  
DOOR AND FIXED SCREEN TO  
BASEMENT COURTYARD 6.2MM  
THICK LAMINATED GLASS IN  
PAINTED TIMBER FRAMES WITH  
PURPOSE-MADE MOULDINGS TO  
MATCH ADJOINING WINDOWS



31.01

30.85

1010

31.01

York Stone floor  
finish to match  
Courtyard

31.09

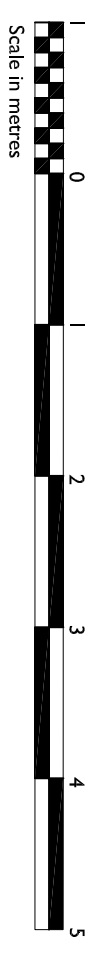
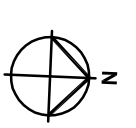
Boxing in for extract duct at  
high level only.

KITCHEN EXTRACT DUCT AT  
HIGH LEVEL CONCEALED  
BEHIND WALL AND SHELVING

small window to be blocked up  
from the inside with stud.  
Plasterboard to be taped and  
scrimmed before final finishing  
plaster applied.

Door and frame to be removed.

DRAINED CAVITY TO WALL, CEILING  
AND FLOORS



Notes: This drawing is the copyright of GQA and cannot be printed or reproduced without prior permission. This drawing has been based on survey information provided by others. All dimensions and setting out must be verified on site before commencement of the work, and any discrepancies notified to the architect. All windows and doors are to fit into existing openings. All dimensions are in millimetres unless stated otherwise. Do not scale.

Interior Design by  
**DRAGAN ARCHITECTURE**  
27 rue Bleue, 75009  
Paris, France  
T. + 33 (0)1 42938358  
dragon\_radu@free.fr  
www.dragonarchitecture.com

Project and Project No:  
**CHESTER TERRACE Job No: 9677**

Client:  
**GILES QUARME AND ASSOCIATES**  
(Chartered Architects)  
7 BISHOPS TERRACE  
LONDON SE11 4UE

Telephone: (020) 7582 0738	Revision: <b>B</b>	Drawn: <b>MN</b>
Fax: (020) 7793 8807	Scale: <b>1:20 @ A3</b>	Checked: <b>NB</b>
E-mail: mull@quar.me	Date: <b>Oct 2014</b>	

Rev B Opening altered following planning  
restrictions and client instruction 19-02-15  
Rev A Extract duct to kitchenette resolved  
and structural engineer's design incorporated 02-12-14