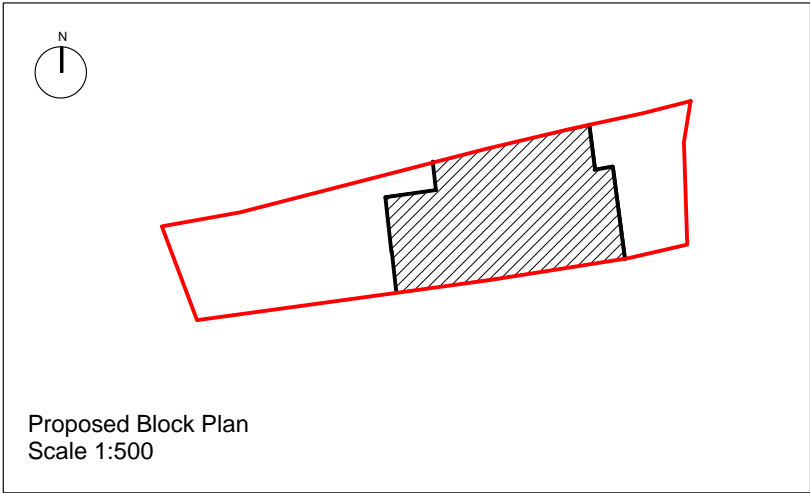

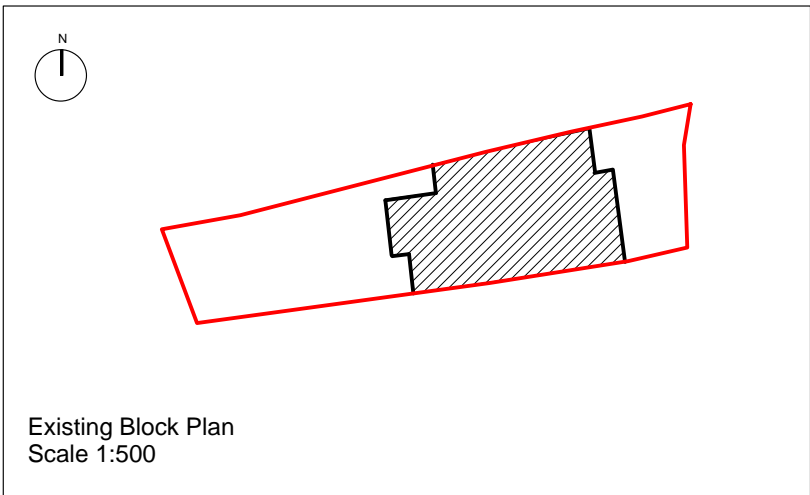


Existing Site Plan
Scale 1:1250



Proposed Block Plan
Scale 1:500



Existing Block Plan
Scale 1:500

This drawing is © of
Helene Dahm Gullaksen
Architect ARB

Any dimension shown must be
checked on site before
construction or manufacture.

Any errors or omissions to be
reported to the Architect
immediately

Refer to Structural Engineers
drawings for all structural work.

project

Heathdene,
Vale of Health
London NW3 1BB

Proposed
Rear Extension

drawing type

Planning

drawing content

OS Map and Block
Plans

date	23.02.15	drawn by	HG	contr.	HG	scale	1:1250/1:500 @A3
------	----------	----------	----	--------	----	-------	---------------------

rev.	rev. content	date
------	--------------	------

client

Ms Burstein and
Mr Hammond

Helene Dahm Gullaksen
architect ARB
90 De Beauvoir Road, London N1 4EN, UK

code	number	Revision
J153	PL 004	