



01 - SIDE NORTH WEST ELEVATION




Scale: 1:100 @ A1

EXTERIOR LIGHTING KEY:

TYPE A  
WALL BRACKET LANTERN

TYPE B  
HANGING LANTERN

TYPE C  
LED STRIP LIGHT





02 - FRONT SOUTH WEST ELEVATION

Scale: 1:100 @ A1

Owen Architects

GENERAL NOTES

1. Do not scale off this drawing, use figured dimensions only. All dimensions and levels to be checked on site and Owen Architects to be notified of any discrepancies immediately.

2. Issued only for purpose indicated.

3. The drawing is to be read in conjunction with consultants drawings and specifications.

4. This drawing is copyright of GOK and may not be copied, altered or reproduced in any way or passed to a third party without written permission from GOK.

5. The main contractor should be conversant with the statutory obligations under the CDM regulations.

6. The dimensions shown on this drawing have been based on the measurements provided by an independent survey company.

7. For setting out refer to elevations or to be confirmed by GOK Studios

GENERAL NOTES

1. ALL FACE PLATES TO BE SPACED 20mm APART

2. ALL CRESTRON SWITCHES TO BE 150mm FROM FFL TO CENTER OF SWITCH

3. ALL LUTRON PANELS AND GENERAL SWITCHES TO BE 1350mm FROM FFL TO CENTER OF SWITCH /UNLESS OTHERWISE NOTED ON DRAWINGS/

4. FOR WALL LIGHT AND PICTURE LIGHT FITTINGS REFER TO ELEVATIONS

5. ALL CABINETRY SMALL POWER LOCATED WITHIN CABINETRY AT 200mm FROM TOP EDGE OF SKIRTING TO CENTER OF FACE PLATE /OR TILL FURTHER NOTATION/

6. SMALL POWER LOCATED WITHIN FLOOR BOX TO BE RECESSED INTO FLOOR, REFER TO SMALL POWER DRAWING FOR SETTING OUT PURPOSES ONLY

7. UNDERFLOOR HEATING AND FCU UNITS TO BE CO-ORDINATED WITH M&E CONSULTANTS, REFER TO RELATED DRAWING

SCHEDULES FOR REFERENCING

1. Refer to Owen Architects schedules

2. Refer to Services Engineers for Services

REVISIONS

Rev	Date	Description	Drawn	Chkd
TP0	11-02-15	TOWN PLANNING ISSUE	SC	HO
TP1	12-02-15	TOWN PLANNING ISSUE	SC	
TP2	18-02-15	TOWN PLANNING ISSUE	SK	

INFORMATION

Owen Architects

Gate House  
1 St John's Square  
London  
EC1M 4DH

+44 (0) 20 7608 2889 T  
+44 (0) 20 7608 0758 F  
info@owenarchitects.co.uk

PROJECT:  
363

DRAWING TITLE:  
EXTERIOR LIGHTING SIDE NW & FRONT SW ELEVATIONS

DATE:	DRAWN:	SCALE
11-02-15	SC	1:100@ A1

PROJ. No:	SERIES:	DRAWING No:	REV:
363	22	711	TP2