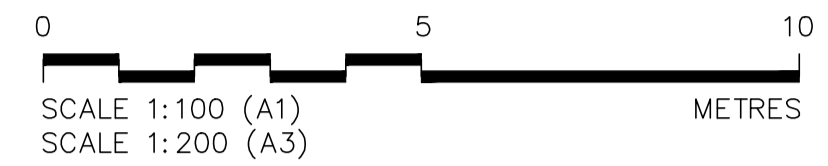







DO NOT SCALE FROM THIS DRAWING
 DRAWING TO BE READ IN CONJUNCTION WITH ALL OTHER ARCHITECTS
 AND ENGINEER'S CONTRACT DRAWING & SPECIFICATIONS.
 ANY DISCREPANCIES MUST BE BROUGHT TO THE ATTENTION OF THE
 ARCHITECT IMMEDIATELY.
 THE CONTRACTOR MUST VERIFY ALL DIMENSIONS BY SITE
 MEASUREMENT BEFORE ORDERING MATERIALS OR MANUFACTURING
 COMPONENTS.
 SUBSTITUTE MATERIALS & PRODUCTS TO THOSE NAMED WILL BE
 ACCEPTABLE IF PROVEN TO BE OF EQUAL OR HIGHER PERFORMANCE
 AND NOT IN CONFLICT WITH OTHER ELEMENTS.

NOTES

All drawings are based on a scaled PDF not a survey. All
 dimensions to be checked on site and confirmed with
 Conservation Architect.



-  Existing grey metal mesh
-  Existing polycarbonate panel

-  Vegetation - Algae/Moss build up
-  Missing Stone - Partial or whole stone missing
-  Eroded Stone - Due to weathering/water damage

General Note:

Due to limited roof access, inspection
 undertaken from ground level and
 tower parapet. Carry out a closer roof
 inspection, by scaffolding, to ascertain
 any repairs required to slates, battens,
 underlay, gutters and flashing's.
 Replace slates and lead flashing to all
 areas of roof as RGA condition survey
 and specification and LSA
 recommendations.

Cleaning

All areas to be DOFF cleaned early in contract. Conservation Architect to explore
 stonework and re survey after cleaning and identify any further cracking and repairs.

Repointing

From initial condition survey allow for 75% of ashlar to be repointed and approx 60%
 repointing to ragstone in lime mortar in accordance with RGA specification.

Repointing to include all elevations, all sky facing surfaces, all buttresses, open
 joints around downpipes, all main cornices along gutters, all copings, parapets and
 pinnacles. Rake out loose and cement mortar, re point 100% with lime mortar in
 accordance with RGA specification.

Stone Replacement

Re survey previous stone indents after cleaning to confirm if structurally sound. If
 acceptable aesthetically leave in situ.

Stone details; pinnacles, molded copings and crosses to be cleaned and repaired
 by approved conservator not the contractor. All repairs shown are provisional and
 subject to inspection and recommendations by conservator on site.

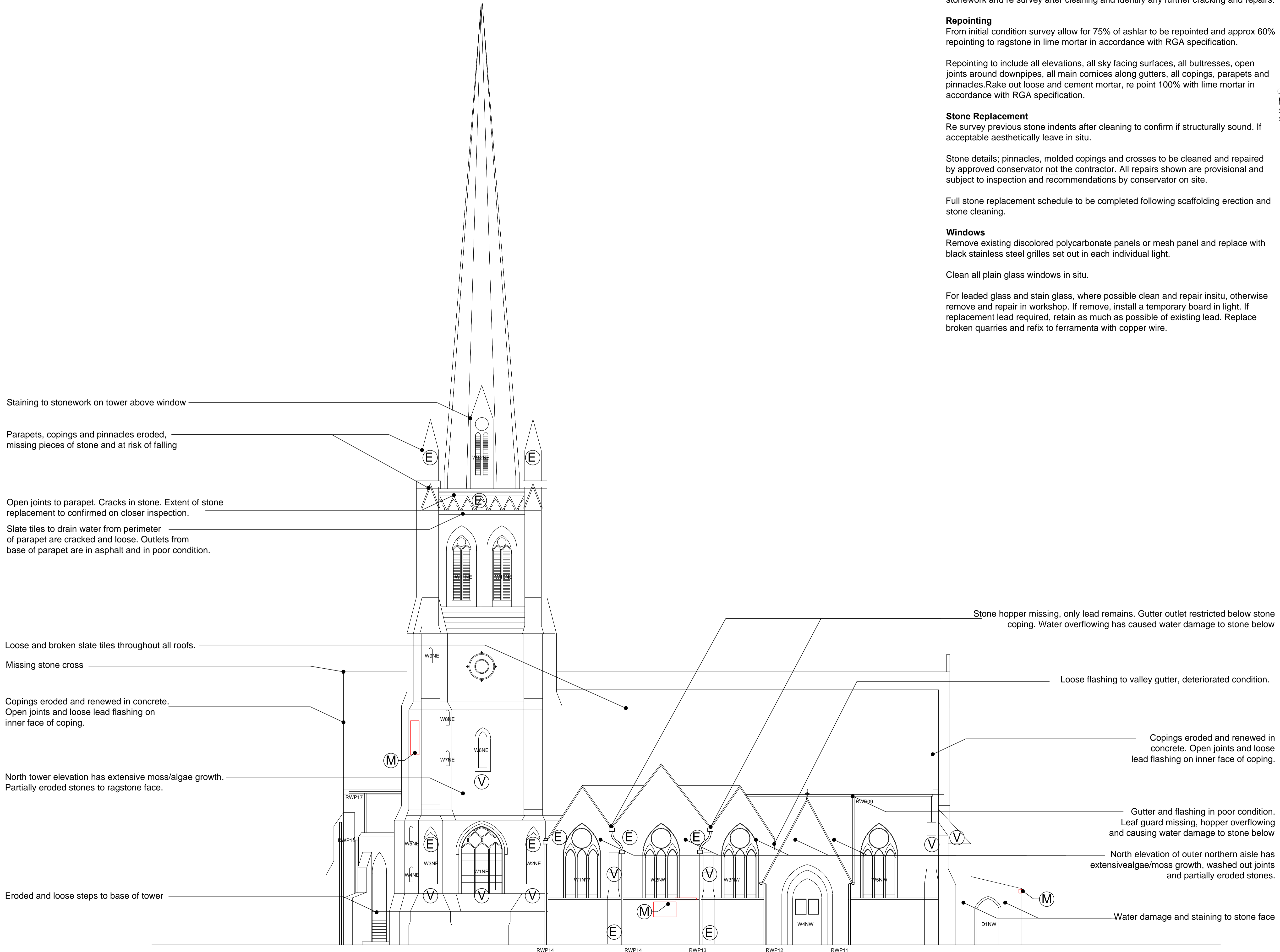
Full stone replacement schedule to be completed following scaffolding erection and
 stone cleaning.

Windows

Remove existing discolored polycarbonate panels or mesh panel and replace with
 black stainless steel grilles set out in each individual light.

Clean all plain glass windows in situ.

For leaded glass and stain glass, where possible clean and repair insitu, otherwise
 remove and repair in workshop. If remove, install a temporary board in light. If
 replacement lead required, retain as much as possible of existing lead. Replace
 broken quarries and refix to ferramenta with copper wire.



A	17/02/2015	For Planning
-	19/12/2014	For DAC
REV	DATE	DESCRIPTION

FOR DAC

JOB TITLE		
Christ Church Hampstead		
DRAWING TITLE		
North Elevation Existing Condition		
JOB NO	DWG NO	REV
537A	SU05	A
DRAWN BY	SCALE (AT A1)	DATE
JMc	1:100 (1:200@A3)	Dec14

RICHARD GRIFFITHS ARCHITECTS

5 Maidstone Mews, 72-76 Borough High Street, London SE1 1GN
 T +44(0)20 7357 8788 | F +44(0)20 7403 7887
 E admin@rgarchitects.com | www.rgarchitects.com