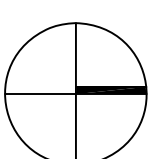


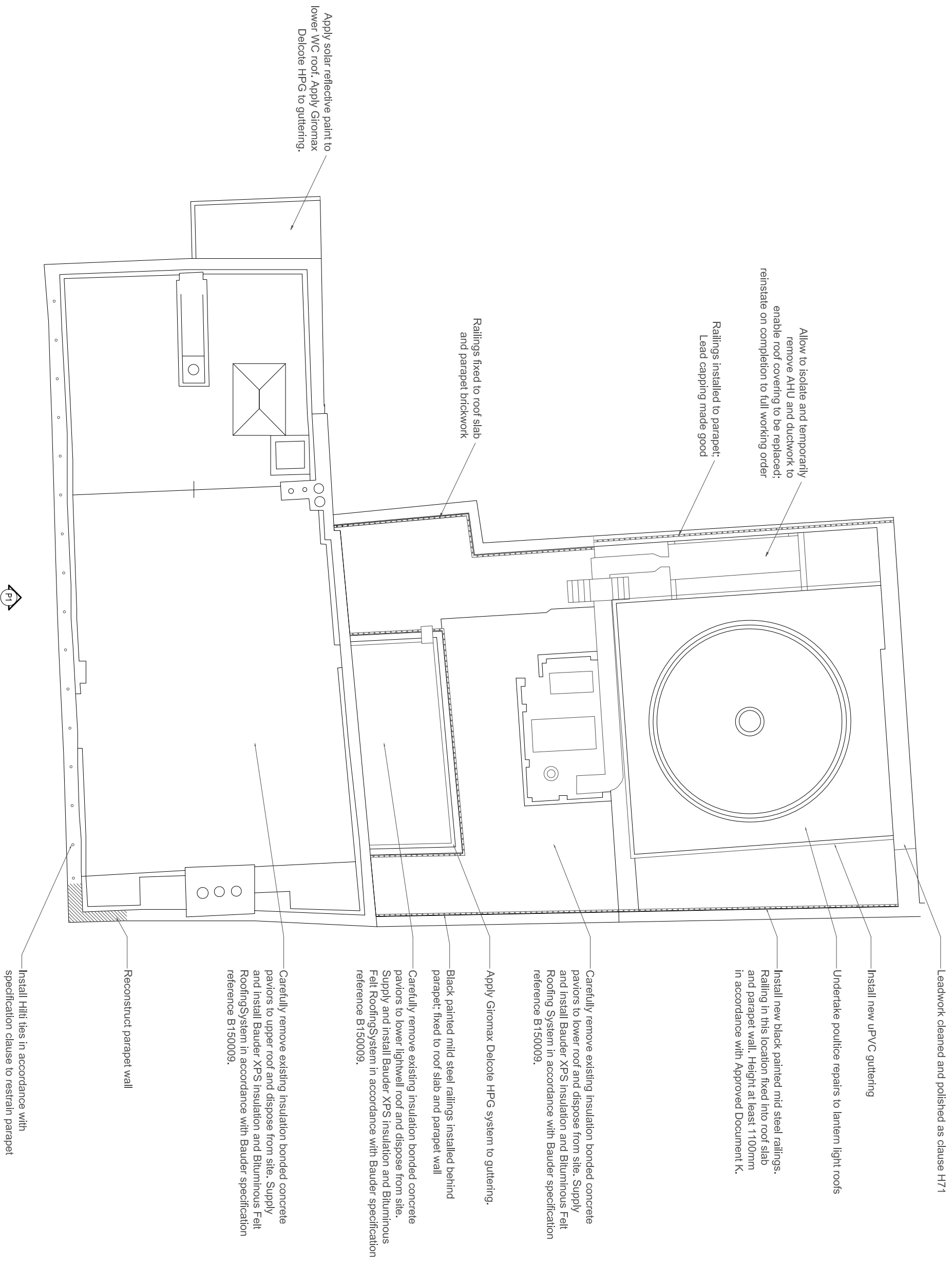
Disclaimer

This drawing should not be scaled.  
The contractor is to check all dimensions on site and inform the contract administrator/project manager of any discrepancies.  
All work is to comply in every respect with the Building Regulations, Codes of Practice and British Standards.  
This drawing is to be read in conjunction with all other contract drawings and specifications.  
This drawing is copyrighted and must not be reproduced in any format or disclosed to any third party without the written consent of Tuffin Ferraby Taylor LLP.



rev date details

by



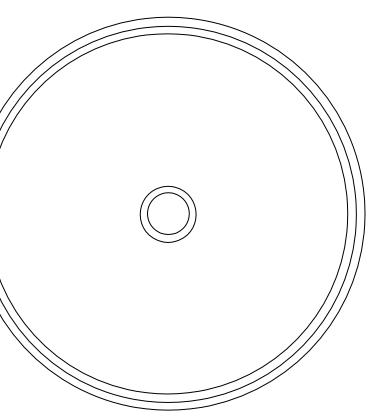
Leadwork cleaned and polished as clause H71

Install new uPVC gutting

Undertake poultice repairs to lantern light roofs

Install new black painted mild steel railings.  
Railing in this location fixed into roof slab and parapet wall. Height at least 1100mm in accordance with Approved Document K.

Allow to isolate and temporarily remove AHU and ductwork to enable roof covering to be replaced; reinstate on completion to full working order



Carefully remove existing insulation bonded concrete paviors to lower roof and dispose from site. Supply and install Bauder XPS insulation and Bituminous Felt Roofing System in accordance with Bauder specification reference B150009.

Apply Giromax Delcote HPG system to gutting.

Black painted mild steel railings installed behind parapet; fixed to roof slab and parapet wall

Carefully remove existing insulation bonded concrete paviors to lower lightwell roof and dispose from site. Supply and install Bauder XPS insulation and Bituminous Felt Roofing System in accordance with Bauder specification reference B150009.

Carefully remove existing insulation bonded concrete paviors to upper roof and dispose from site. Supply and install Bauder XPS insulation and Bituminous Felt Roofing System in accordance with Bauder specification reference B150009.

Reconstruct parapet wall

Install Hitti ties in accordance with specification clause to restrain parapet

Apply solar reflective paint to lower WC roof. Apply Giromax Delcote HPG to gutting.

**60 Carey Street - Roof Plan**



**CLIENT** The Law Society  
**PROJECT** 60 Carey Street, London  
**DRAWING** Proposed Roof Plan

**DRAWN** BPD  
**SCALE** A3 1:100  
**DATE** Nov 2014



**PROJECT No.** 25713  
**DRAWING No.** P03  
**REV** A