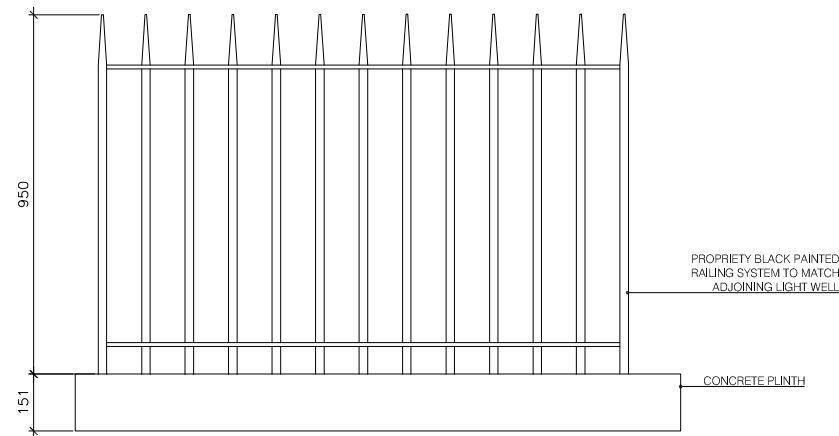




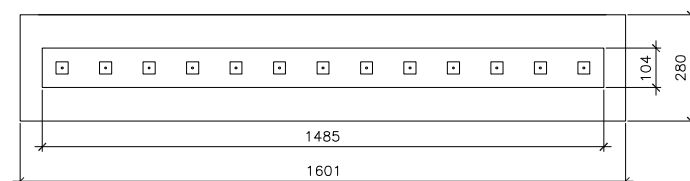
1 South West Elevation  
SCALE 1:100@A1




2 North East Elevation  
SCALE 1:100@A1



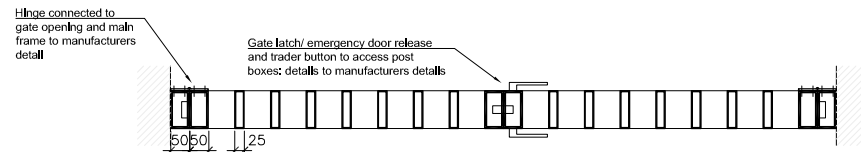
3 Metal Screen Elevation  
SCALE 1:100@A1



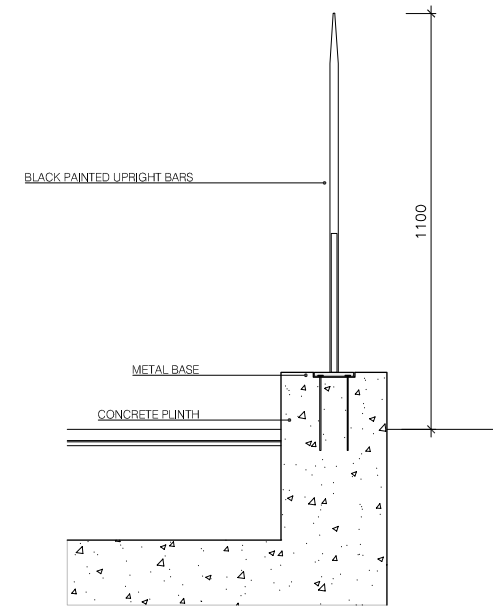
4 Typical Metal Screen Detail - Plan  
SCALE 1:100@A1



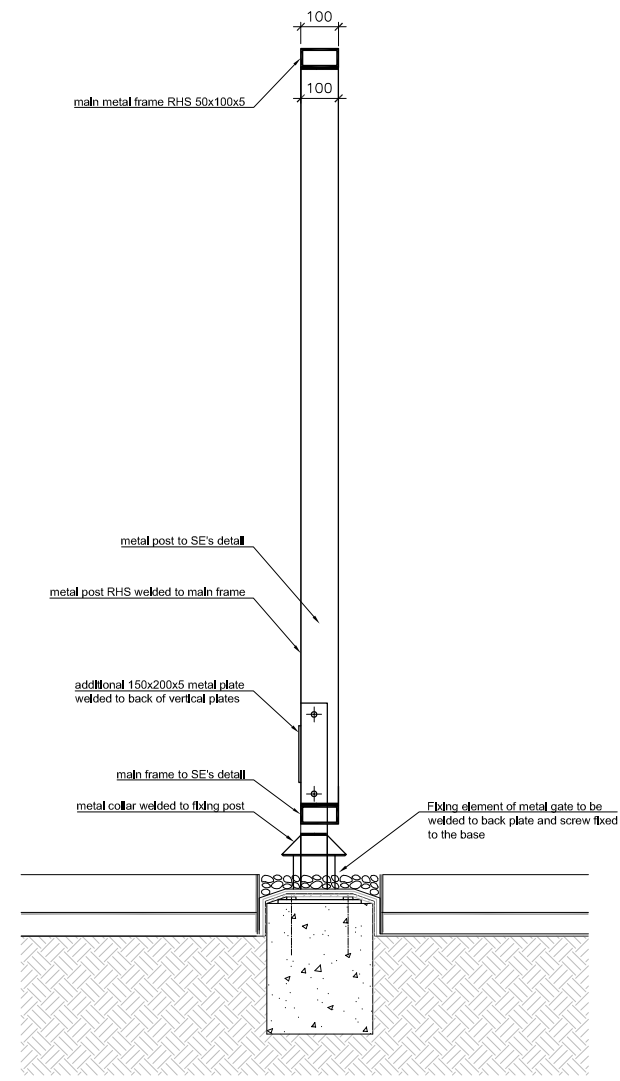
6 Metal Gate Elevation  
SCALE 1:100@A1



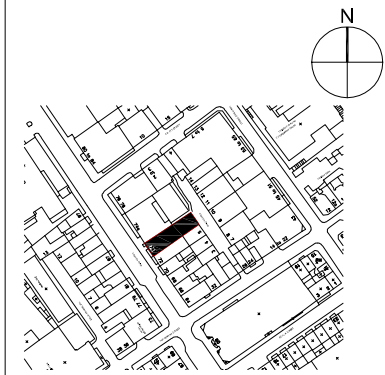
7 Metal Gate Detail - Plan  
SCALE 1:100@A1



5 Typical Metal Screen Detail - Section  
SCALE 1:100@A1



8 Metal Gate Detail - Section  
SCALE 1:100@A1



**MATERIALS LIST**

- (S) Black painted metal bars and railings.

-	For Discussion	14.11.17	JS	GW
---	----------------	----------	----	----

**PLANNING**

Do not scale from this drawing. Check all dimensions and areas on site

**darling associates**

Greencoat House 15 Francis Street London SW1P 0DT  
t: 020 7630 0500 f: 020 7630 9059 e: mail@darlingassociates.net

Project:  
• 74 Charlotte Street  
• London W1

Title:  
• South West Metal Screen Detail  
• and North East Metal Gate Detail

Project No:	Drawing No:	Revision:
• 14069	• (PL)09	• -

Scale:	VARIES @ A1	VARIES @ A3	CAD File No: (PL)09
Date:	2014.11.17	Drawn: ML	Issue: GW

The design is the copyright of darling associates limited