

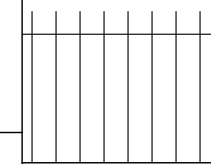
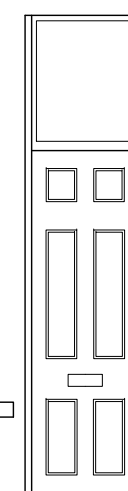


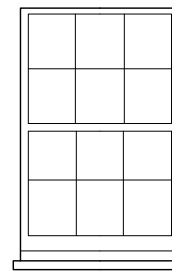
60.343

54.736

53.409

DOCUMENT NOTES:

- 1. THIS DRAWING AND DESIGN IS FOR USE SOLELY IN CONNECTION WITH THE PROJECT DESCRIBED BELOW.
- 2. THIS DRAWING AND DESIGN IS THE PROPERTY OF AS STUDIO AND MUST NOT BE ISSUED, LOANED OR COPIED WITHOUT WRITTEN CONSENT.
- 3. ALL DIMENSIONS / SETTING OUT TO BE CHECKED ON SITE BY THE CONTRACTOR BEFORE CONSTRUCTION PROCEEDS.
- 4. THIS DRAWING IS TO BE READ IN CONJUNCTION WITH ALL CONSTRUCTION INFORMATION RELEVANT TO THIS PROJECT.
- 5. ANY APPARENT DISCREPANCY SHOULD BE BROUGHT TO THE ATTENTION OF AS STUDIO.
- 6. WHERE APPLICABLE ALL WORKS ON DIFFERENT SERVICES SHALL BE COORDINATED AT SITE.
- 7. FINAL MEASUREMENTS ARE SUBJECT TO FULL SITE SURVEY BY CONTRACTOR.
- 8. FINAL MEASUREMENTS OF WINDOWS OPENINGS ARE SUBJECT TO SURVEY BY CONTRACTOR.



EXISTING FLANK ELEVATION



2 magdalen mews
back of 164 finchley road
london
NW3 5HB
tel:+44 (0)207 794 1625 fax:+44 (0) 207 794 0296
info@as-studio.co.uk

PROJECT ADDRESS:
88 GLOUCESTER AVENUE, NW1

CLIENT NAME:

Existing Flank Elevation

DRAWING NO: 2088(PLA)200

DWG FILE: 2088(PLA)100-300

PROJECT STAGE: PLANNING

DRAWN: TK

VERSION:

SCALE: 1:50

SIZE: A3

DATE: JAN 2015

THIS DRAWING AND DESIGN IS THE PROPERTY OF AS-STUDIO LTD AND MUST NOT BE ISSUED, LOANED OR COPIED WITHOUT WRITTEN CONSENT