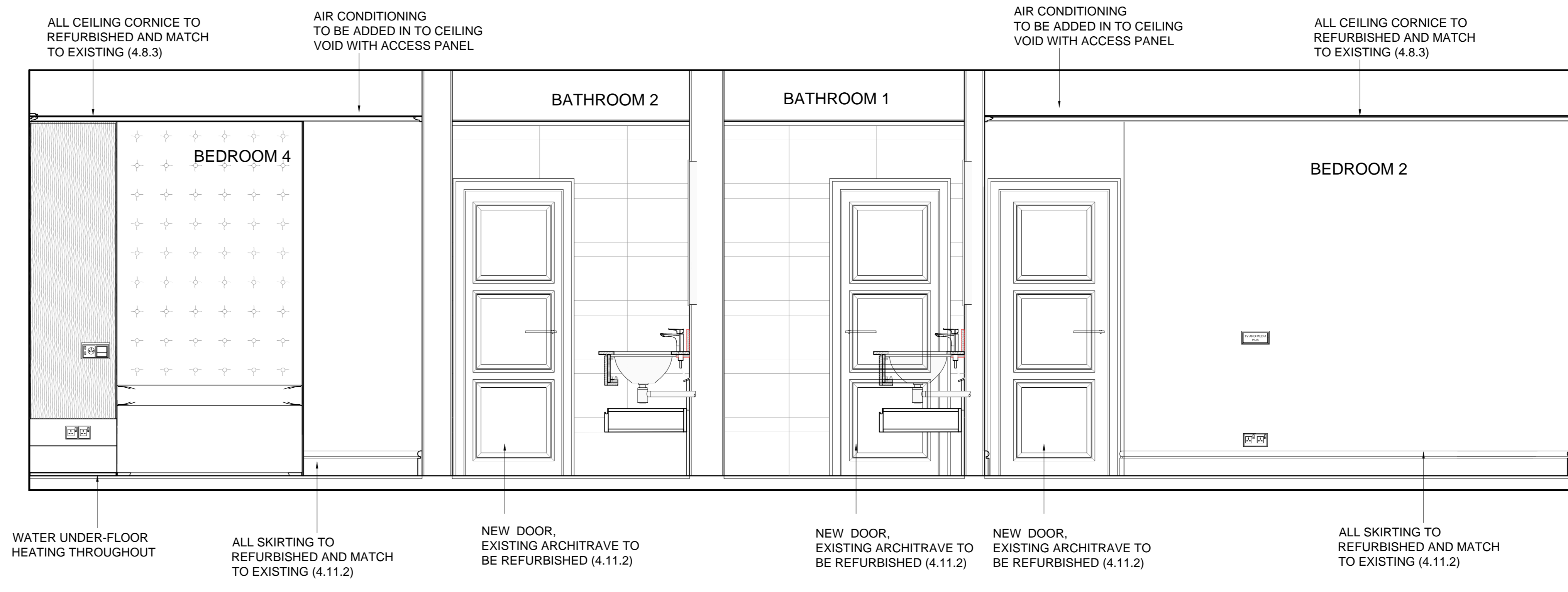
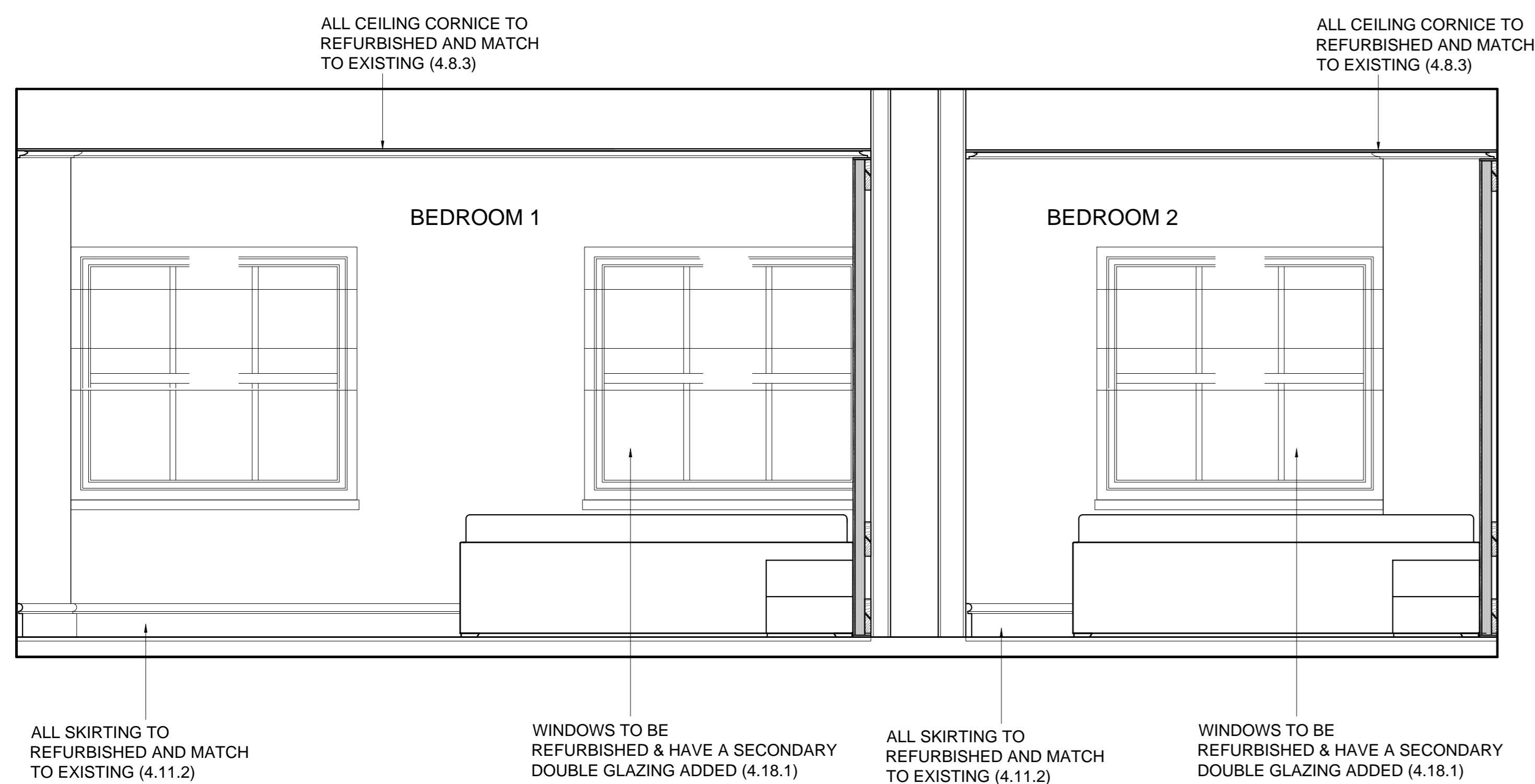


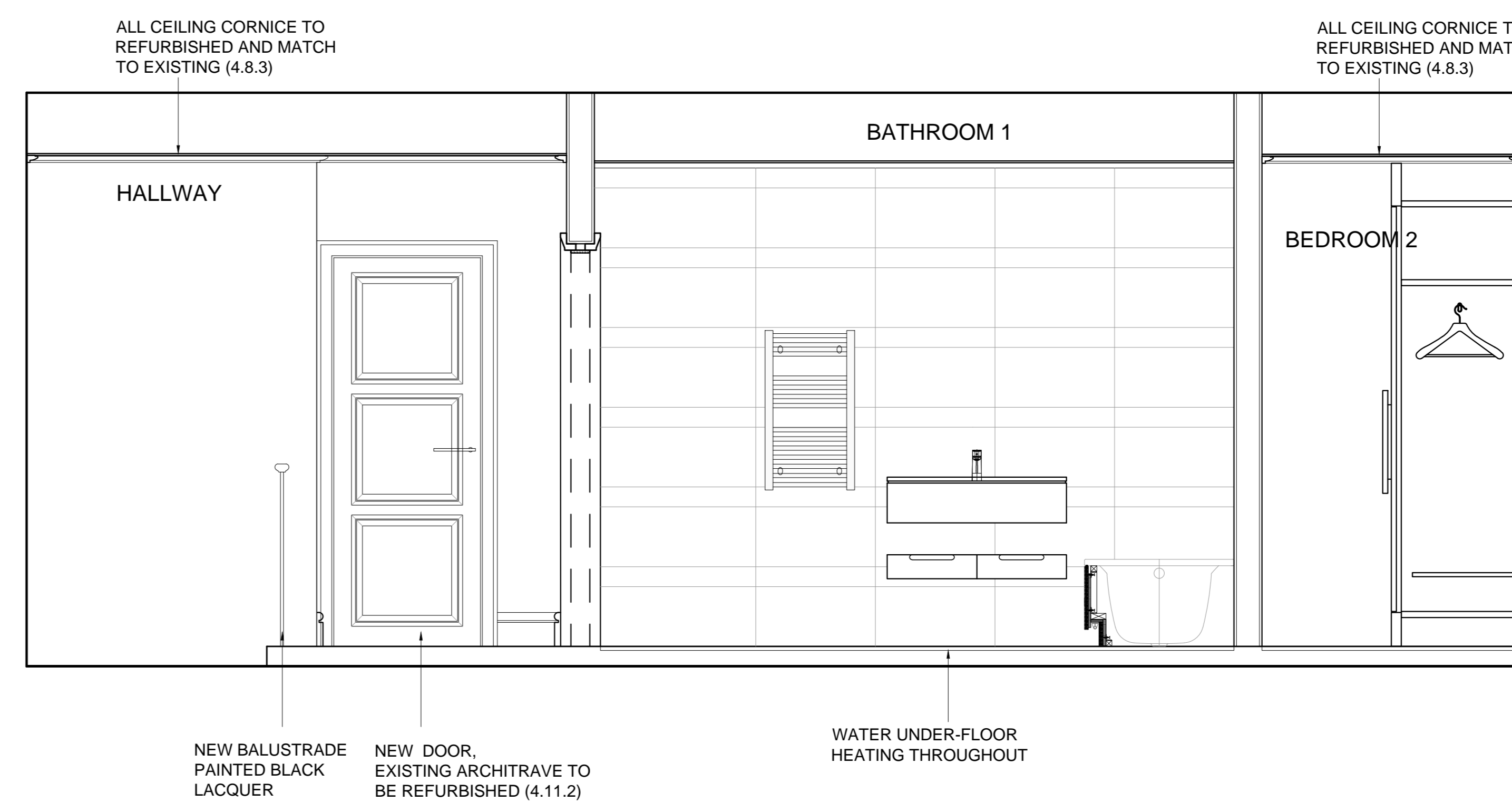
ELEVATION E



ELEVATION F



ELEVATION G



ELEVATION H

REVISIONS

Rev.	Date	Comment

PLANNING

© SIGMA SEIFERT INTERIORS 2014

NOTES

1. THE DRAWING SHOW DESIGN INTENT ONLY. ALL DIMENSIONS TO BE CHECKED ON SITE PRIOR TO CONSTRUCTION OR PRODUCTION. CONSTRUCTION DETAILS TO BE CONFIRMED BY CONTRACTOR/ MANUFACTURER BY SUBMITTING SHOP DRAWINGS FOR DESIGNER'S APPROVAL.
2. DESIGN / DRAWING IS NOT TO BE SCALED FOR PRODUCTION AND CONSTRUCTION PURPOSES
3. ALL DISCREPANCIES AND OMISSIONS ON SITE MUST BE REPORTED TO DESIGNER FOR THEIR COMMENTS OR APPROVAL PRIOR TO COMMENCING WORK.
4. ALL ELECTRICAL, LIGHTING, HVAC AND PLUMBING ISSUES TO BE REFERRED TO ENGINEER'S DRAWINGS PRIOR TO COMMENCEMENT OF WORKS.
5. THE DESIGNS ARE SUBJECT TO APPROVAL BY STATUTORY AUTHORITIES AND ANY NECESSARY ALTERATIONS SHOULD BE MADE IF REQUIRED TO COMPLY WITH STATUTORY REQUIREMENTS.
6. ALL DESIGN CONCEPTS AND DRAWINGS ARE THE PROPERTY OF SIGMA ARCHITECTURE AND INTERIORS AND COVERED BY COPYRIGHT. NO REPRODUCTIONS, ADAPTATIONS AND/OR COPIES MAY BE MADE WITHOUT WRITTEN PERMISSION BY SIGMA.

A0 Sheet

Project
5 CHESTER TERRACE
Title
SECOND FLOOR
ELEVATIONS (SH2)

Date 11/11/14
Scale 1:20

Project No
SI7044

Drwg No 405-02
Rev. /

NOTED REFERENCE

NOTES:
Reference numbers indicated on the draws refer to the crown estate guidelines and standard specification (Seventh Edition 2014)

SIGMA SEIFERT

INTERIORS

SIGMA SEIFERT INTERIORS

4 Duke's Mews
London W1U 3ET
Tel +44 (0)20 7935 6984
Fax +44 (0)20 7486 6507