

REVISIONS

Rev.	Date	Comment
------	------	---------

Rev.	Date	Comment

PLANNING

© SIGMA SEIFERT INTERIORS 2014

NOTES

1. THE DRAWING SHOW DESIGN INTENT ONLY. ALL DIMENSIONS TO BE CHECKED ON SITE PRIOR TO CONSTRUCTION OR PRODUCTION. CONSTRUCTION DETAILS TO BE CONFIRMED BY CONTRACTOR/ MANUFACTURER BY SUBMITTING SHOP DRAWINGS FOR DESIGNER'S APPROVAL.
2. DESIGN / DRAWING IS NOT TO BE SCALED FOR PRODUCTION AND CONSTRUCTION PURPOSES
3. ALL DISCREPANCIES AND OMISSIONS ON SITE MUST BE REPORTED TO DESIGNER FOR THEIR COMMENTS OR APPROVAL PRIOR TO COMMENCING WORK.
4. ALL ELECTRICAL, LIGHTING, HVAC AND PLUMBING ISSUES TO BE REFERRED TO ENGINEER'S DRAWINGS PRIOR TO COMMENCEMENT OF WORKS.
5. THE DESIGNS ARE SUBJECT TO APPROVAL BY STATUTORY AUTHORITIES AND ANY NECESSARY ALTERATIONS SHOULD BE MADE IF REQUIRED TO COMPLY WITH STATUTORY REQUIREMENTS.
6. ALL DESIGN CONCEPTS AND DRAWINGS ARE THE PROPERTY OF SIGMA ARCHITECTURE AND INTERIORS AND COVERED BY COPYRIGHT. NO REPRODUCTIONS, ADAPTATIONS AND/OR COPIES MAY BE MADE WITHOUT WRITTEN PERMISSION BY SIGMA.

A1 Sheet

Project
CHESTER TERRACE LONDON


Title
TYPICAL DOOR DETAILS
EXISTING & PROPOSED

Date Scale
11/11/14 1:10, 1:2, 1:1

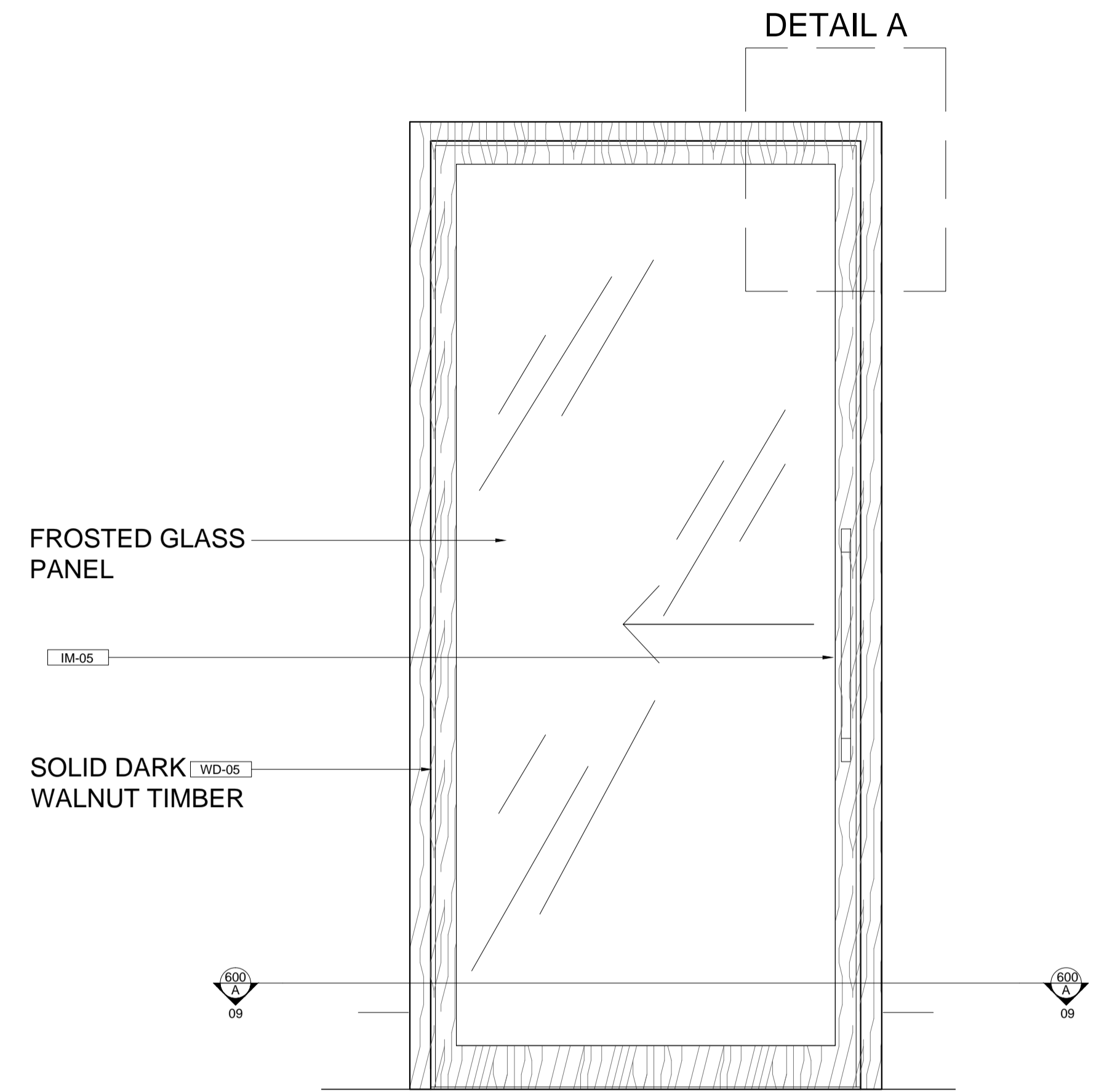
Project No
SI7044

Drwg No Rev.
600-09 /

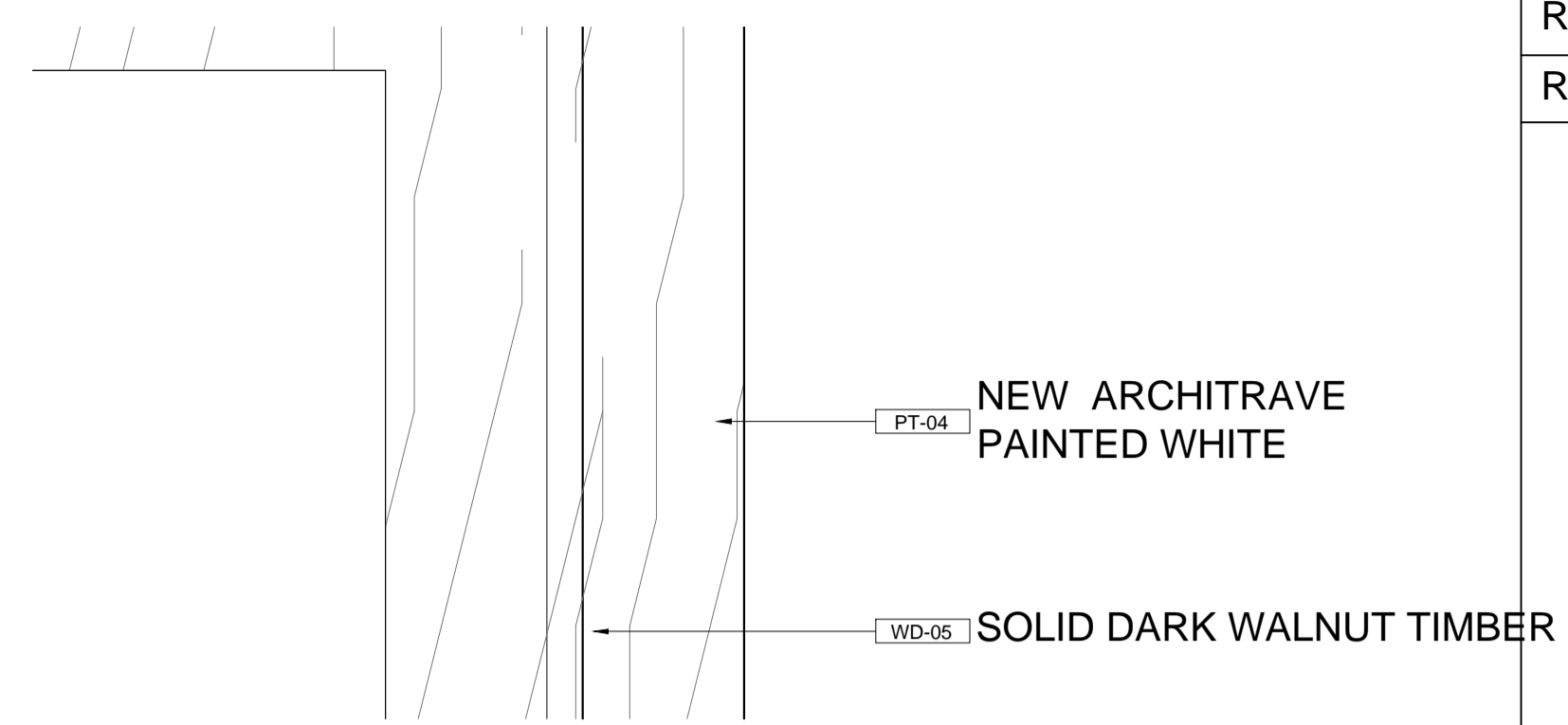
	SIGMA SEIFERT INTERIORS
	4 Duke's Mews London W1U 3ET Tel +44 (0)20 7935 6984
	INTERIORS



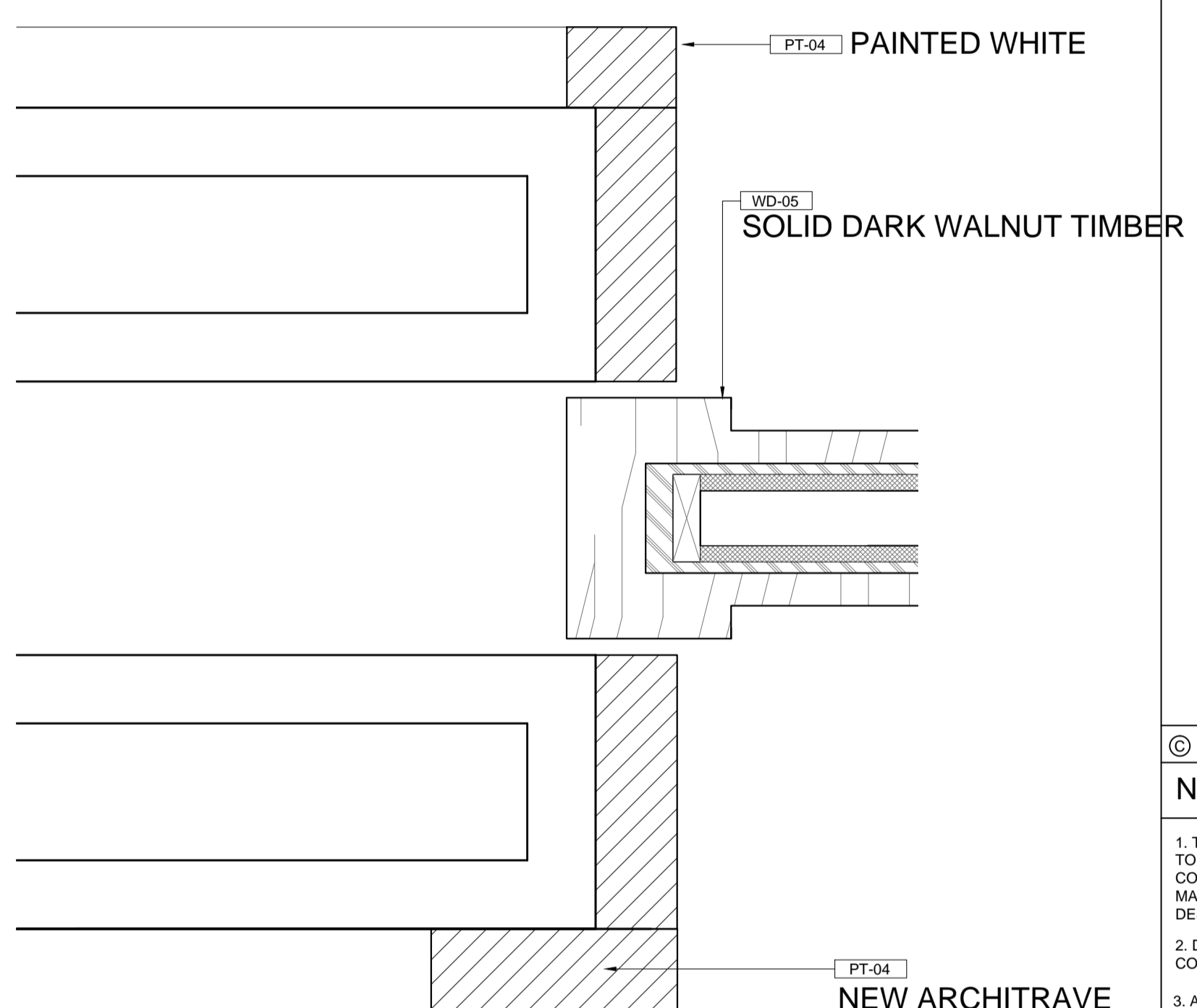
EXISTING TYPICAL DOOR
SCALE 1:10



PROPOSED SLIDING DOOR - DRESSING & BATHROOM
SCALE 1:10



DETAIL A SCALE 1:2



DETAIL C SCALE 1:1



SECTION A 1:2