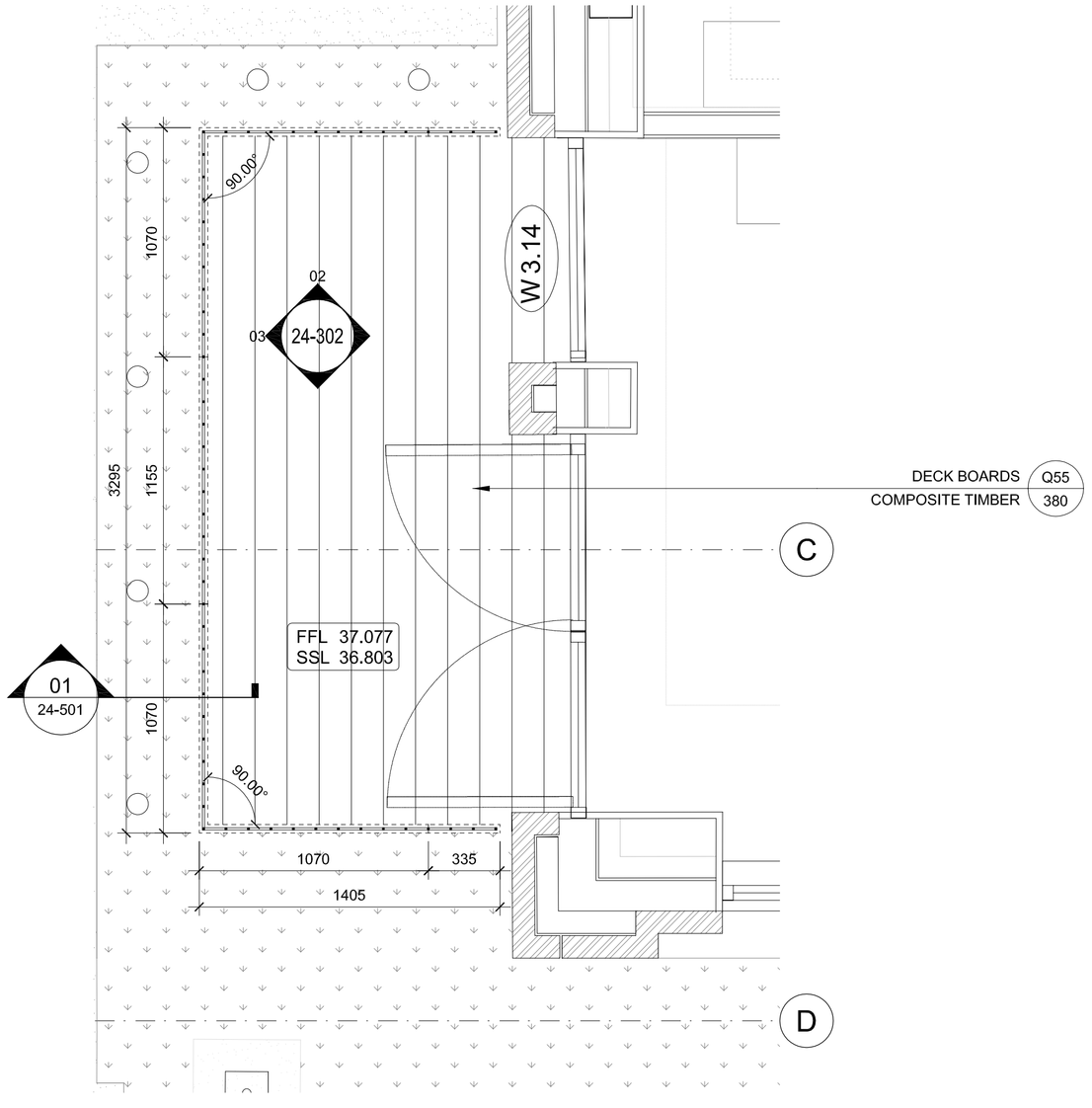

01 / 24-302 | 01 / 00-103 LEVEL 3 TERRACE 2 PLAN

SCALE 1:20

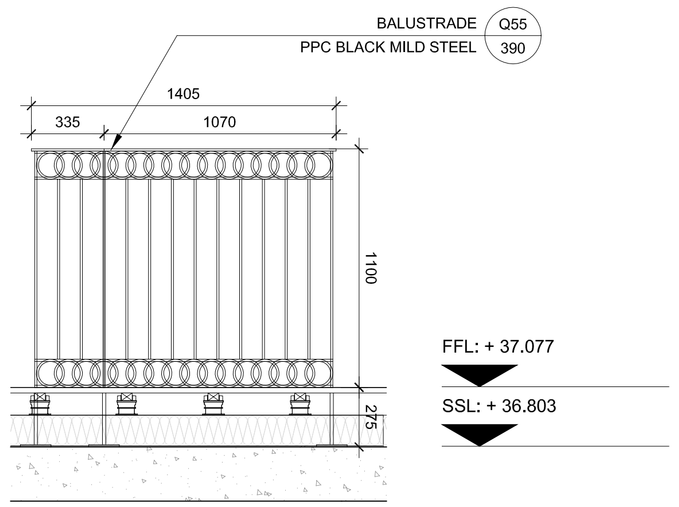

02 / 24-302 | 01 / 24-302 LEVEL 3 TERRACE 2 ELEVATION

SCALE 1:20

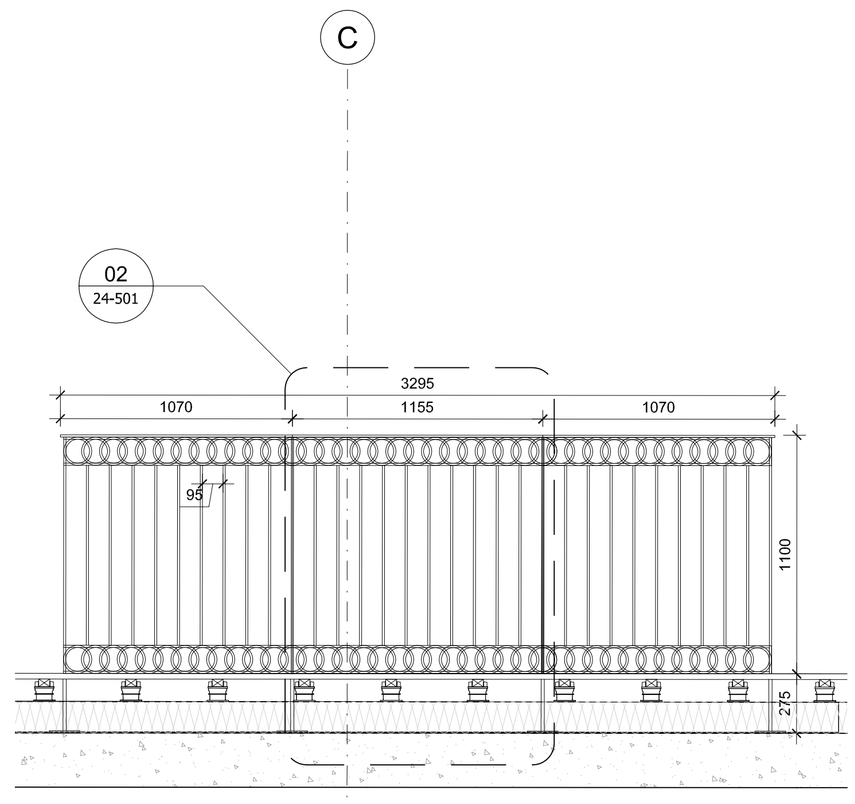

03 / 24-302 | 01 / 24-302 LEVEL 3 TERRACE 2 ELEVATION

SCALE 1:20

Veretec

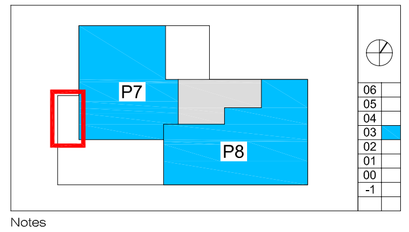

Notes

1. BALUSTRADE LOADS TO BE CHECKED BY STRUCTURAL ENGINEERS BEFORE MANUFACTURED AND TO COMPLY TO BS EN 1991-1-1

2. FIXING TO BALUSTRADE IN ABEYANCE SUBJECT TO FINALISATION OF ROOF DETAILS

D	19/12/2014	- AMENDED RAILINGS AND TERRACE DECKING	OG
C	02/12/2014	- BALUSTRADE CHANGED FOLLOWING SITE INSTRUCTION-064	OG
B	03/09/2014	- AMENDED RAILING PROFILE	OG
A	15/08/2014	- AMENDED RAILINGS AND TERRACE DECKING	OG

Revisions By Authorised

Veretec

CDM RISKS & HAZARDS

Specific risk assessments relating to this drawing are:

106	207	209	210
-	-	-	-

Read in conjunction with the Project Risk Assessment Schedule.

Important note

All dimensions in millimetres . Where dimensions are not given, drawings must not be scaled and the matter referred back to Veretec Limited.

All dimensions and conditions are to be checked on site by the contractor prior to preparing drawings or commencing any work. The contractor is responsible for checking that there is no conflict between site dimensions and drawn dimensions.

In the event of any detail or dimensional conflict between Veretec Limited drawings, the matter must be referred back to Veretec Limited for clarification.

Veretec Limited.
36-40 York Way
London N1 9AB
Tel: +44 (0)20 7843 3199
Fax: +44 (0)20 7843 3001
Email: london@veretec.co.uk
Web: www.veretec.co.uk

Client
KNIGHT HARWOOD

Project
73 CHARLOTTE STREET

Title
PROPOSED LEVEL 3 TERRACE BALUSTRADE (SHEET 2)

Date	Drawn	Checked	Authorised
JUL 2014	OG	SF	KM

Scale
1:20@A1

Issue status
EDT REVIEW

Drawing number
21164-09-AR-24-302

Rev
D

Client Drawing number
-

© Copyright 2006 - Aukett Fitzroy Robinson Ltd

23-Jan-15 11:14 AM By Stuart Faulding

3x5BK