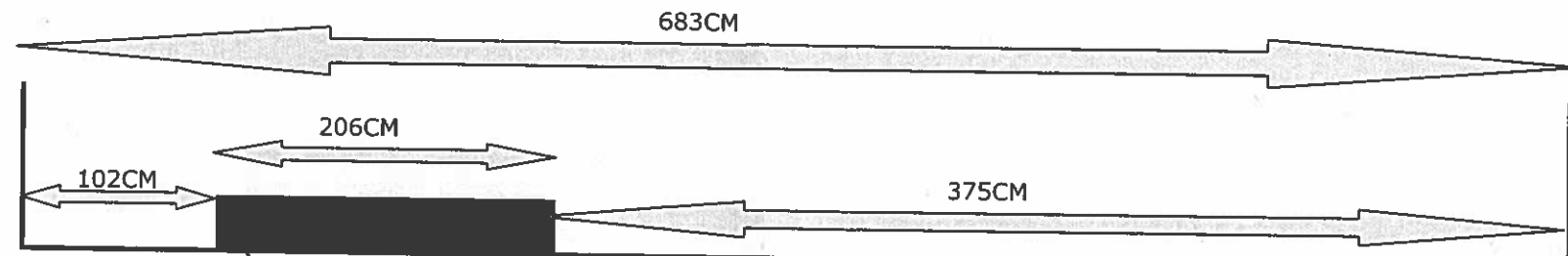
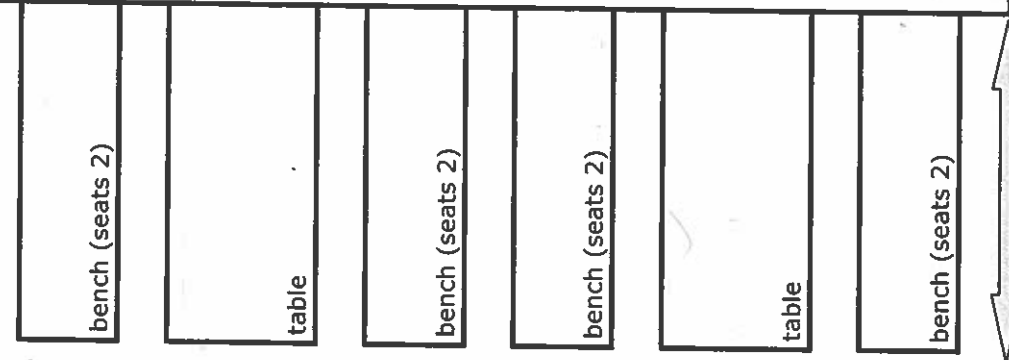


MELROSE AND MORGAN



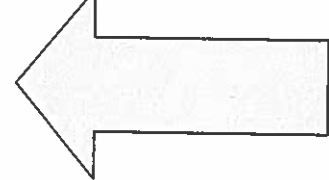
FRONT DOOR (SWINGS INWARDS)

145CM



145CM

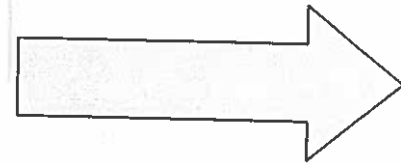
TOWARDS HAMPSTEAD HIGH STREET



40CM W 71CM 40CM 40CM 71CM 40CM  
49CM H 77CM H 43CM H 77CM H 43CM H 43CM H

The text provides the dimensions for each furniture item in the row above. The first row shows widths: 40CM W, 71CM, 40CM, 40CM, 71CM, 40CM. The second row shows heights: 49CM H, 77CM H, 43CM H, 77CM H, 43CM H, 43CM H.

TOWARDS HEATH ST



Oriel Place

