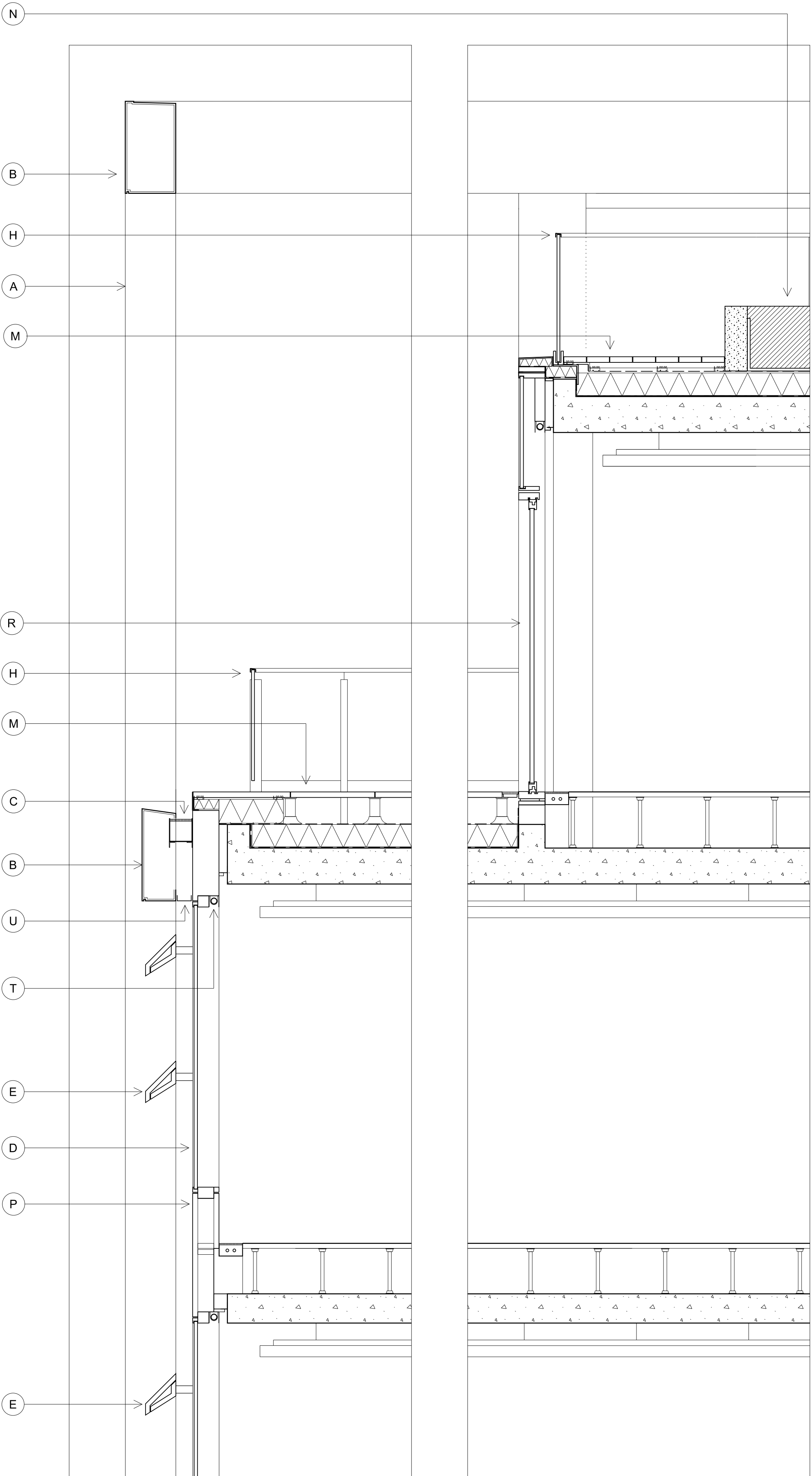


01	Partial Elevation
05 400	South Elevation

1 : 50

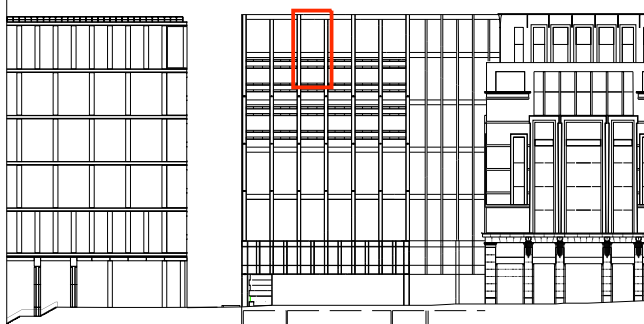


02	Partial Section
05 400	

1 : 50

- THIS DRAWING IS COPYRIGHT.  
No drawing shall be reproduced in any form without prior written permission of Eric Parry Architects.
- KEY
- A Weathered steel structural external columns. Angled weathering plates to connection details and drip details incorporated to all bottom edges to manage rainwater run off.
  - B Weathered steel plate spandrel panels with back fixing to columns. Back drained to gutter as part of cladding package. Drip detail to leading edge.
  - C Concealed gutter with RWP connections to rear of columns.
  - D Unitised curtain wall panels with insulated glass units, full width weather steel cladding spandrels.
  - E Extruded/ cast glazed terracotta brise soleil panels with aluminium / stainless steel sub-frame and fixed to curtain wall with aluminium / stainless steel brackets.
  - F Full height reception / shopfront glazing with no transoms. Curtain wall system with fabricated profiles, insulating glass units and insulation backed louvre grilles above soffit venting through ceiling plenum to retail units.
  - G Glazed automatic bi-parting entrance doors.
  - H Structural glazed balustrades with metal handrails to terraces and balconies.
  - I Vitreous enamel.
  - J White glazed terracotta fascia to suspended balconies.
  - K White reflective panelled soffit cladding to underside of terraces and balconies.
  - L Large module 1.25m square terrazzo paving - colour tbc.
  - M Inverted roof terrace  
Hot melt self healing polymer modified bitumen roof membrane nom. 200mm  
Roof insulation including drainage layer.  
Paving on spacers.
  - N Intensive green roof garden  
Hot melt self healing polymer modified bitumen roof membrane.
  - P Full width single piece aluminium spandrel panel without joints.
  - Q Continuous ppc louvre grille
  - R Weathered steel plate vierendeel
  - S Lift and slide doors for access onto terraces and balconies.
  - T Painted finish to vitrine display wall.  
Integrated blind box + roller blind as included.
  - U PPC Closer panels to soffit + side of columns.
  - V Black reflective panelled soffit to ground floor colonnade.
  - W Hlt + miss glazing
  - X Terrazzo precast panels
  - Y Board mark shuttered concrete
  - Z Public Realm Lighting

P2	Materials amended.	12 01 15	MM	RD
P1	Sliding Doors amended	16 12 14	RD	RK
P0	Planning Submission.	29 09 14	JT	RD
Rev	Description	Date	By	Chk



28 - 42 Banner Street  
London EC1Y 8QE  
Tel 020 7608 9600  
Fax 020 7608 9601  
www.ericparryarchitects.co.uk

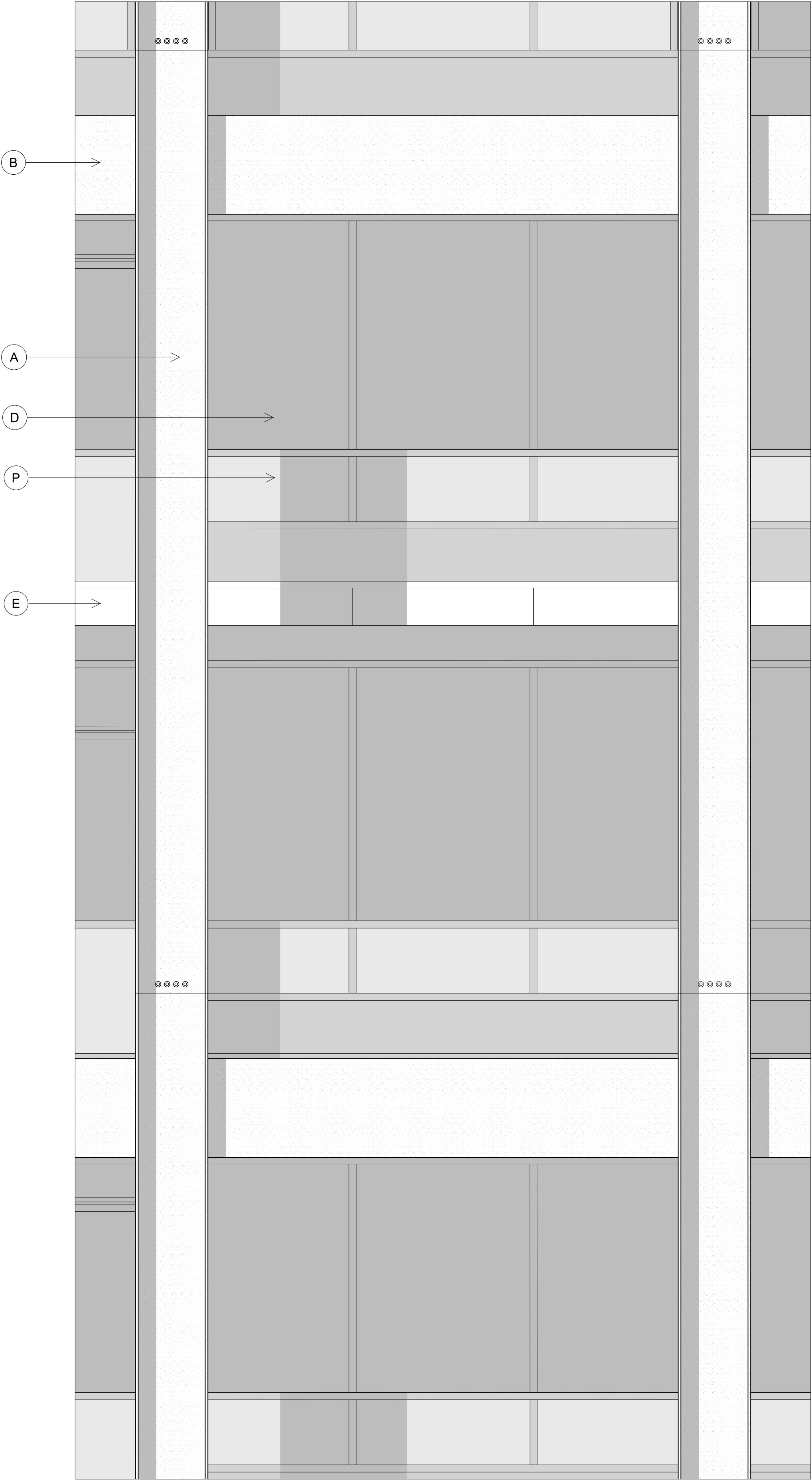
Eric Parry Architects

client  
King's Cross Central General Partnership

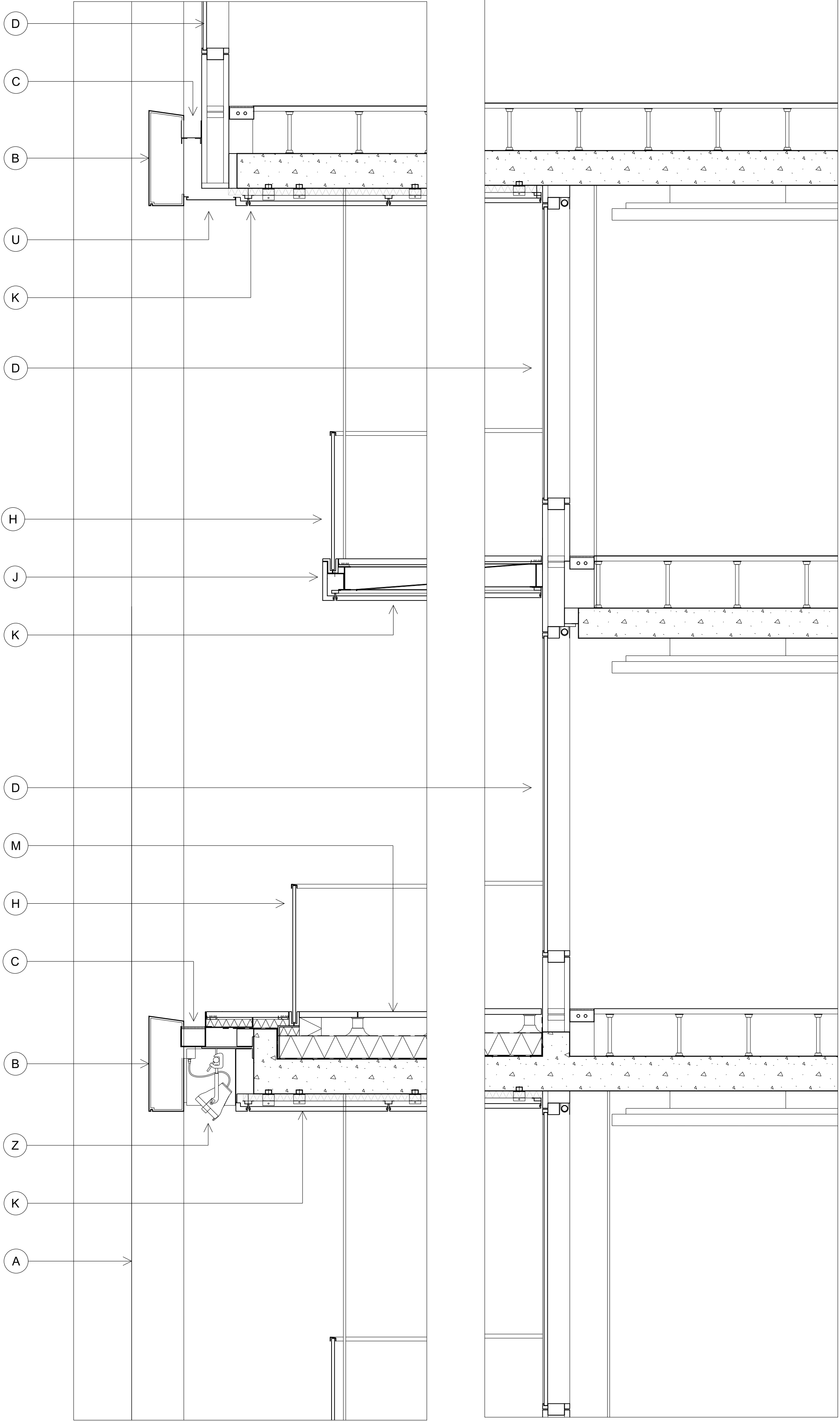
project  
Building B5

drawing title Proposed Detail Elevation & Section South Elevation Level 10	scale 1 : 50 @ A3
--	-------------------------

drawing no EPA KXC 05 400	revision P2
------------------------------	----------------



01 Partial Elevation  
05 401 South Elevation 1: 50



02 Partial Section  
05 401 1: 50

THIS DRAWING IS COPYRIGHT.  
No drawing shall be reproduced in any form without prior written permission of Eric Parry Architects.

KEY

- A Weathered steel structural external columns. Angled weathering plates to connection details and drip details incorporated to all bottom edges to manage rainwater run off.
- B Weathered steel plate spandrel panels with back fixing to columns. Back drained to gutter as part of cladding package. Drip detail to leading edge.
- C Concealed gutter with RWP connections to rear of columns.
- D Unitised curtain wall panels with insulated glass units, full width weather steel cladding spandrels.
- E Extruded/ cast glazed terracotta brise soleil panels with aluminium / stainless steel sub-frame and fixed to curtain wall with aluminium / stainless steel brackets.
- F Full height reception / shopfront glazing with no transoms. Curtain wall system with fabricated profiles, insulating glass units and insulation backed louvre grilles above soffit venting through ceiling plenum to retail units.
- G Glazed automatic bi-parting entrance doors.
- H Structural glazed balustrades with metal handrails to terraces and balconies.
- I Vitreous enamel.
- J White glazed terracotta fascia to suspended balconies.
- K White reflective panelled soffit cladding to underside of terraces and balconies.
- L Large module 1.25m square terrazzo paving - colour tbc.
- M Inverted roof terrace  
Hot melt self healing polymer modified bitumen roof membrane nom. 200mm  
Roof insulation including drainage layer. Paving on spacers.
- N Intensive green roof garden  
Hot melt self healing polymer modified bitumen roof membrane.
- P Full width single piece aluminium spandrel panel without joints.
- O Continuous ppc louvre grille
- Q Weathered steel plate vierendeel
- R Lift and slide doors for access onto terraces and balconies.
- S Painted finish to vitrine display wall.
- T Integrated blind box + roller blind as included.
- U PPC Closer panels to soffit + side of columns.
- V Black reflective panelled soffit to ground floor colonnade.
- W Hlt + miss glazing
- X Terrazzo precast panels
- Y Board mark shuttered concrete
- Z Public Realm Lighting

P1	Materials Amended.	12 01 15	MM	RD
---	Planning Submission.	29 09 14	MM	RD
Rev	Description	Date	By	Chk

key plan

28 - 42 Banner Street  
London EC1Y 8QE  
Tel 020 7608 9600  
Fax 020 7608 9601  
www.ericparryarchitects.co.uk

**Eric Parry Architects**

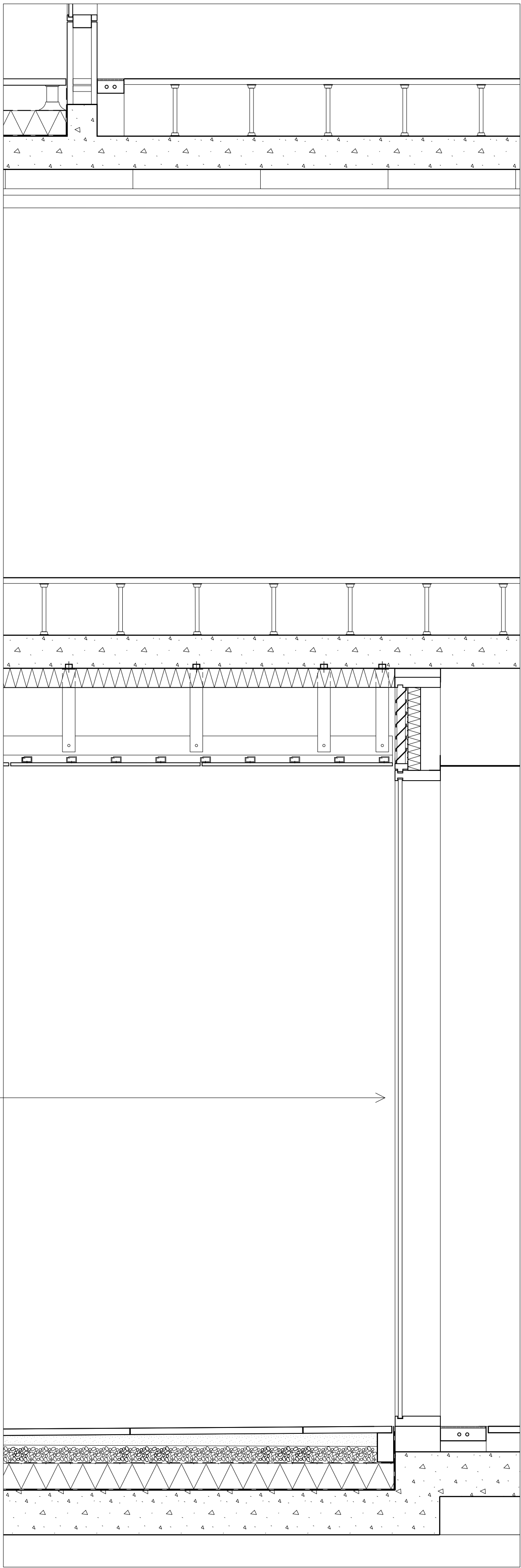
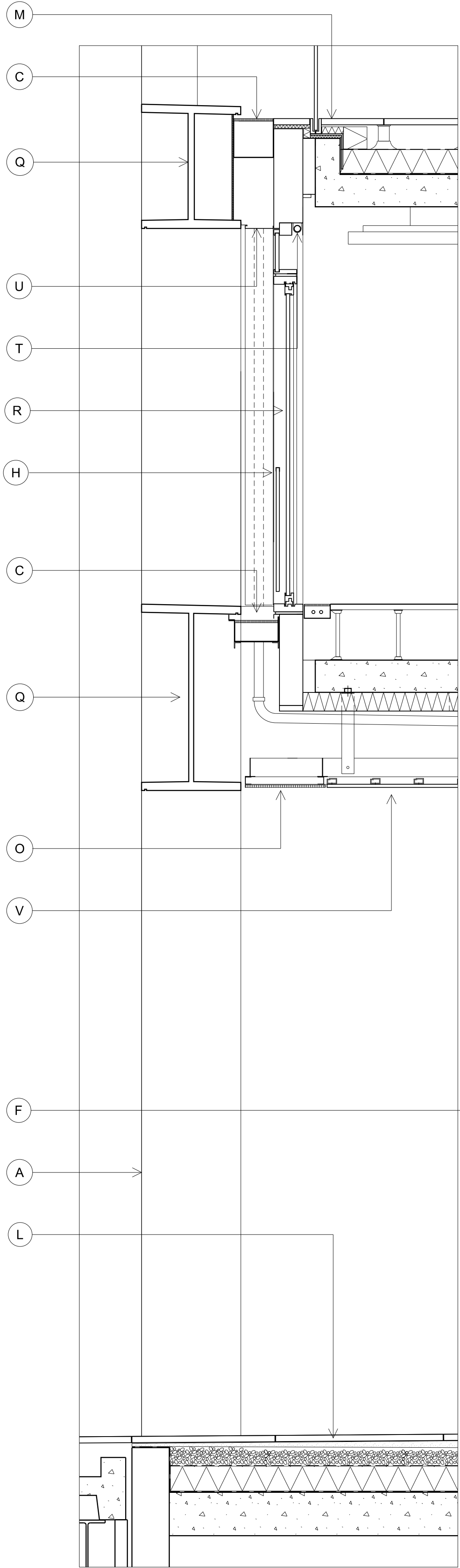
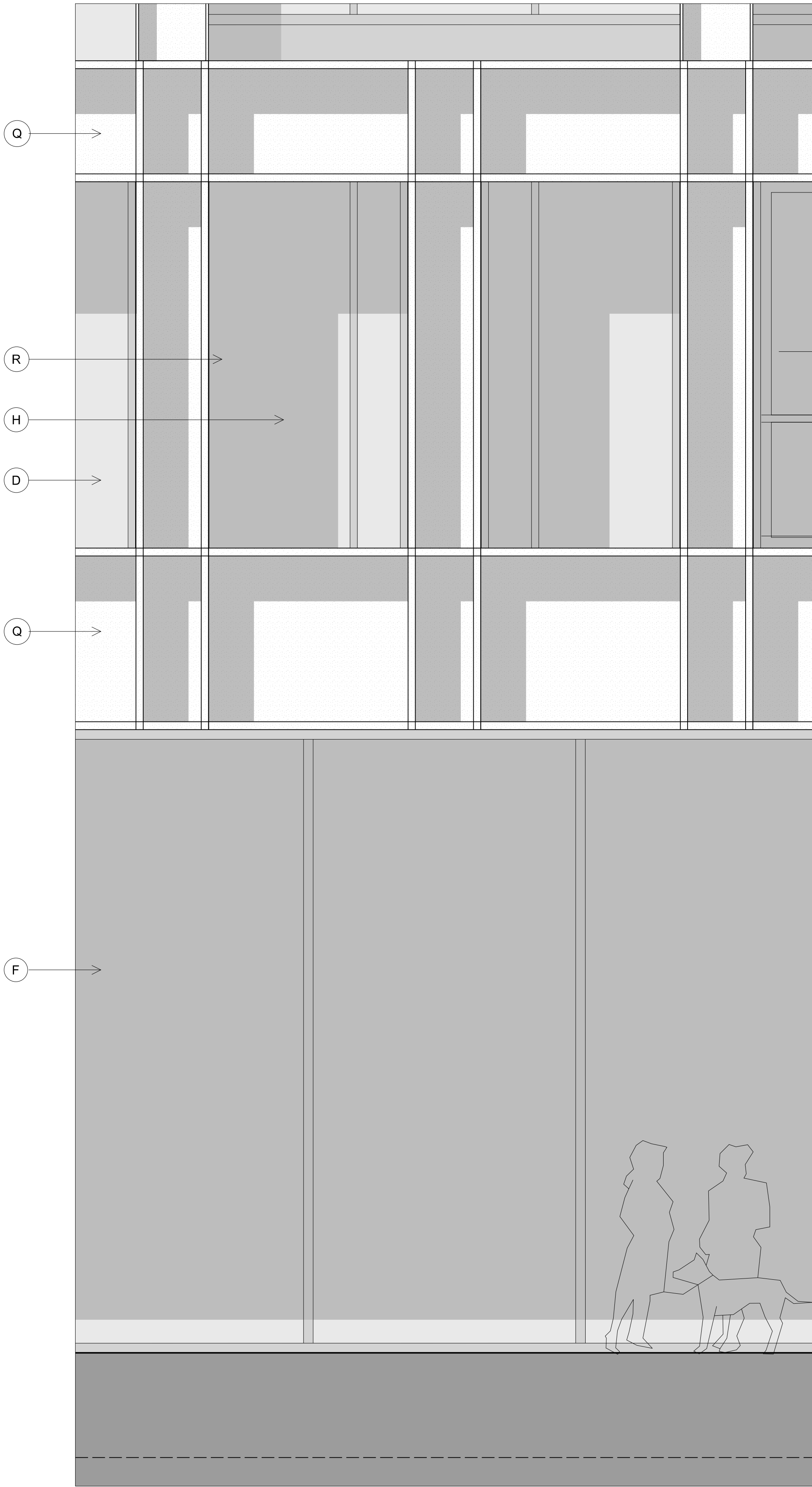
client  
King's Cross Central General Partnership

project  
Building B5

drawing title Proposed Detail Elevation & Section South Elevation Level 5	scale 1 : 50 @ A3
---	-------------------------

drawing no EPA KXC 05 401	revision P1
------------------------------	----------------

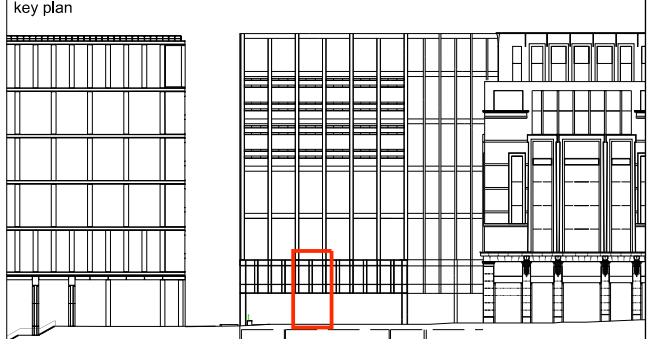




THIS DRAWING IS COPYRIGHT.  
No drawing shall be reproduced in any form without prior written permission of Eric Parry Architects.

- KEY
- A Weathered steel structural external columns. Angled weathering plates to connection details and drip details incorporated to all bottom edges to manage rainwater run off.
  - B Weathered steel plate spandrel panels with back fixing to columns. Back drained to gutter as part of cladding package. Drip detail to leading edge.
  - C Concealed gutter with RWP connections to rear of columns.
  - D Uninsulated curtain wall panels with insulated glass units, full width weather steel cladding spandrels.
  - E Extruded/ cast glazed terracotta brise soleil panels with aluminium / stainless steel sub-frame and fixed to curtain wall with aluminium / stainless steel brackets.
  - F Full height reception / shopfront glazing with no transoms. Curtain wall system with fabricated profiles, insulating glass units and insulation backed louvre grilles above soffit venting through ceiling plenum to retail units.
  - G Glazed automatic bi-parting entrance doors.
  - H Structural glazed balustrades with metal handrails to terraces and balconies.
  - I Vitreous enamel.
  - J White glazed terracotta fascia to suspended balconies.
  - K White reflective panelled soffit cladding to underside of terraces and balconies.
  - L Large module 1.25m square terrazzo paving - colour tbc.
  - M Inverted roof terrace  
Hot melt self healing polymer modified bitumen roof membrane nom. 200mm  
Roof insulation including drainage layer. Paving on spacers.
  - N Intensive green roof garden  
Hot melt self healing polymer modified bitumen roof membrane.
  - P Full width single piece aluminium spandrel panel without joints.
  - O Continuous ppc louvre grille
  - Q Weathered steel plate vlerendeel
  - R Lift and slide doors for access onto terraces and balconies.
  - S Painted finish to vitrine display wall.
  - T Integrated blind box + roller blind as included.
  - U PPC Closer panels to soffit + side of columns.
  - V Black reflective panelled soffit to ground floor colonnade.
  - W Hit + miss glazing
  - X Terrazzo precast panels
  - Y Board mark shuttered concrete
  - Z Public Realm Lighting

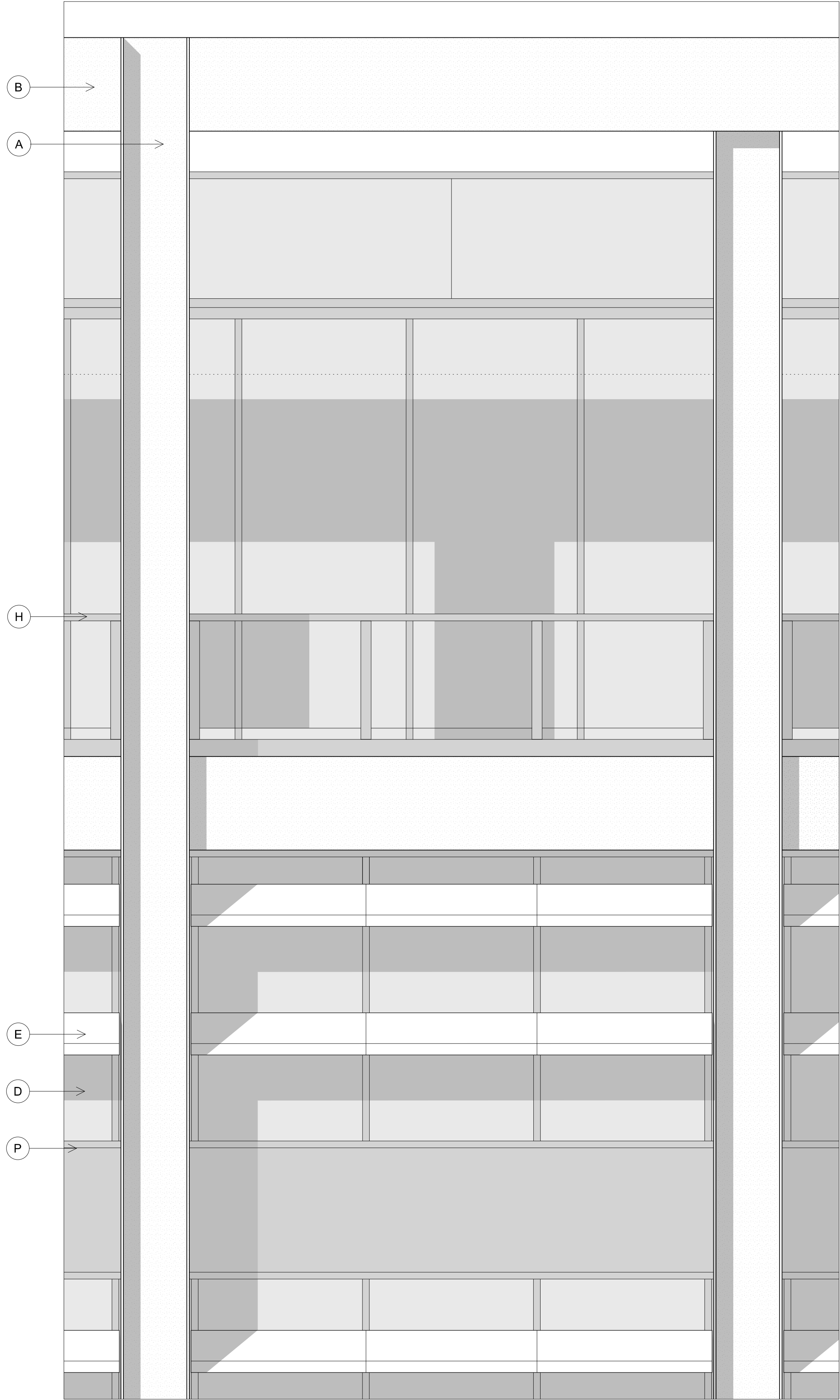
P1	Materials Amended.	12 01 15	MM	RD
P0	Planning Submission.	29 09 14	MM	RD
Rev	Description	Date	By	Chk



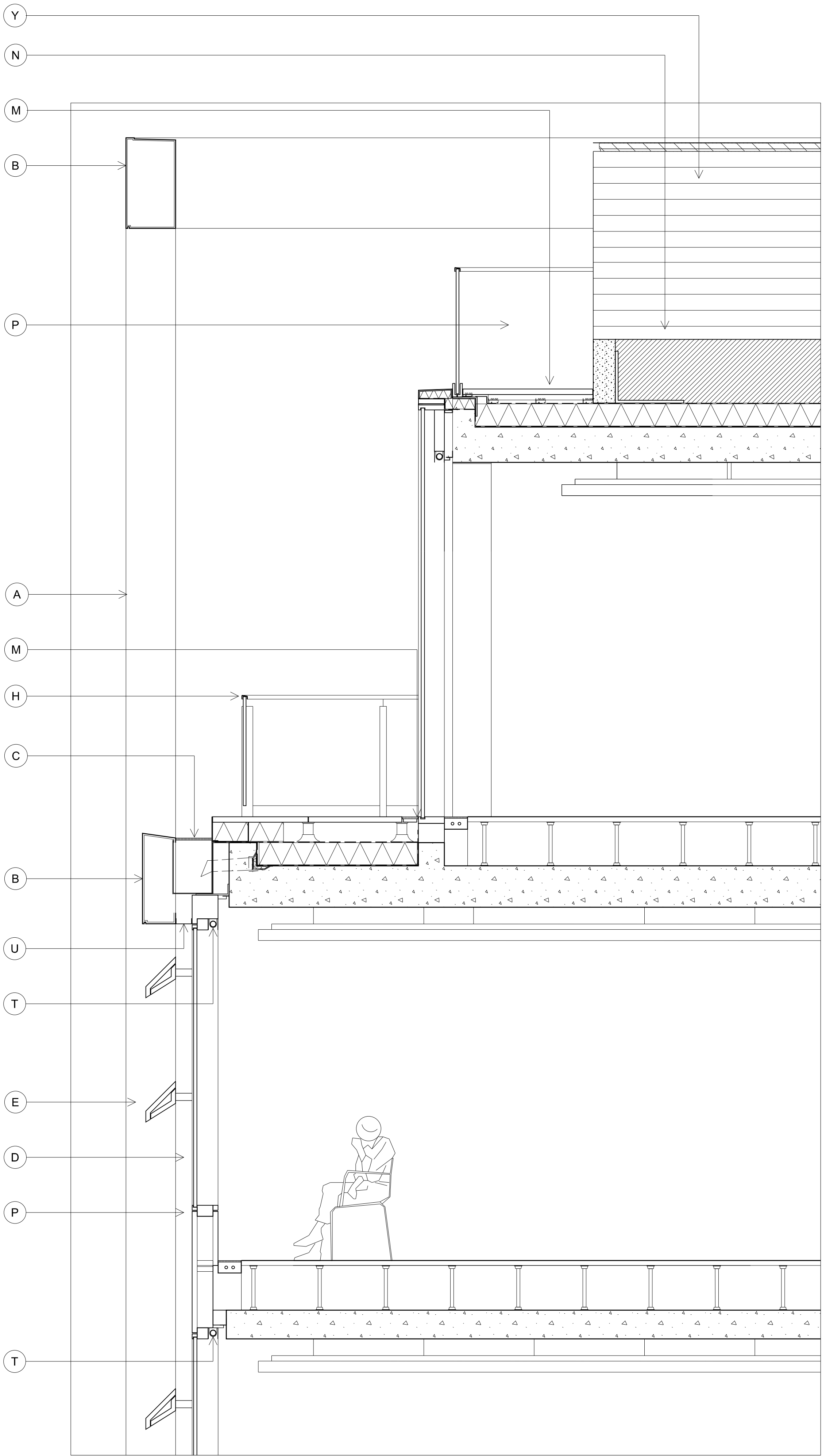
28 - 42 Banner Street  
London EC1Y 8QE  
Tel 020 7608 9600  
Fax 020 7608 9601  
www.ericparryarchitects.co.uk

client King's Cross Central General Partnership	
project Building B5	
drawing title Proposed Detail Elevation & Section South Elevation Ground & Level 1	scale 1 : 50 @ A3
drawing no EPA KXC 05 402	revision P1





01 Partial Elevation  
05 403 East Elevation 1 : 50



02 Partial Section  
05 403 1 : 50

THIS DRAWING IS COPYRIGHT.  
No drawing shall be reproduced in any form without prior written permission of Eric Parry Architects.

KEY

- A Weathered steel structural external columns. Angled weathering plates to connection details and drip details incorporated to all bottom edges to manage rainwater run off.
- B Weathered steel plate spandrel panels with back fixing to columns. Back drained to gutter as part of cladding package. Drip detail to leading edge.
- C Concealed gutter with RWP connections to rear of columns.
- D Unitised curtain wall panels with insulated glass units, full width weather steel cladding spandrels.
- E Extruded/ cast glazed terracotta brise soleil panels with aluminium / stainless steel sub-frame and fixed to curtain wall with aluminium / stainless steel brackets.
- F Full height reception / shopfront glazing with no transoms. Curtain wall system with fabricated profiles, insulating glass units and insulation backed louvre grilles above soffit venting through ceiling plenum to retail units.
- G Glazed automatic bi-parting entrance doors.
- H Structural glazed balustrades with metal handrails to terraces and balconies.
- I Vitreous enamel.
- J White glazed terracotta fascia to suspended balconies.
- K White reflective panelled soffit cladding to underside of terraces and balconies.
- L Large module 1.25m square terrazzo paving - colour tbc.
- M Inverted roof terrace  
Hot melt self healing polymer modified bitumen roof membrane nom. 200mm  
Roof insulation including drainage layer. Paving on spacers.
- N Intensive green roof garden  
Hot melt self healing polymer modified bitumen roof membrane.
- P Full width single piece aluminium spandrel panel without joints.
- Q Continuous ppc louvre grille
- R Weathered steel plate vierendeel
- S Lift and slide doors for access onto terraces and balconies.
- T Painted finish to vitrine display wall. Integrated blind box + roller blind as included.
- U PPC Closer panels to soffit + side of columns.
- V Black reflective panelled soffit to ground floor colonnade.
- W Hit + miss glazing
- X Terrazzo precast panels
- Y Board mark shuttered concrete
- Z Public Realm Lighting

P1	Materials Amended.	12 01 15	MM	RD
---	Planning Submission.	29 09 14	MM	RD
Rev	Description	Date	By	Chk

key plan

28 - 42 Banner Street  
London EC1Y 8QE  
Tel 020 7608 9600  
Fax 020 7608 9601  
www.ericparryarchitects.co.uk

**Eric Parry Architects**

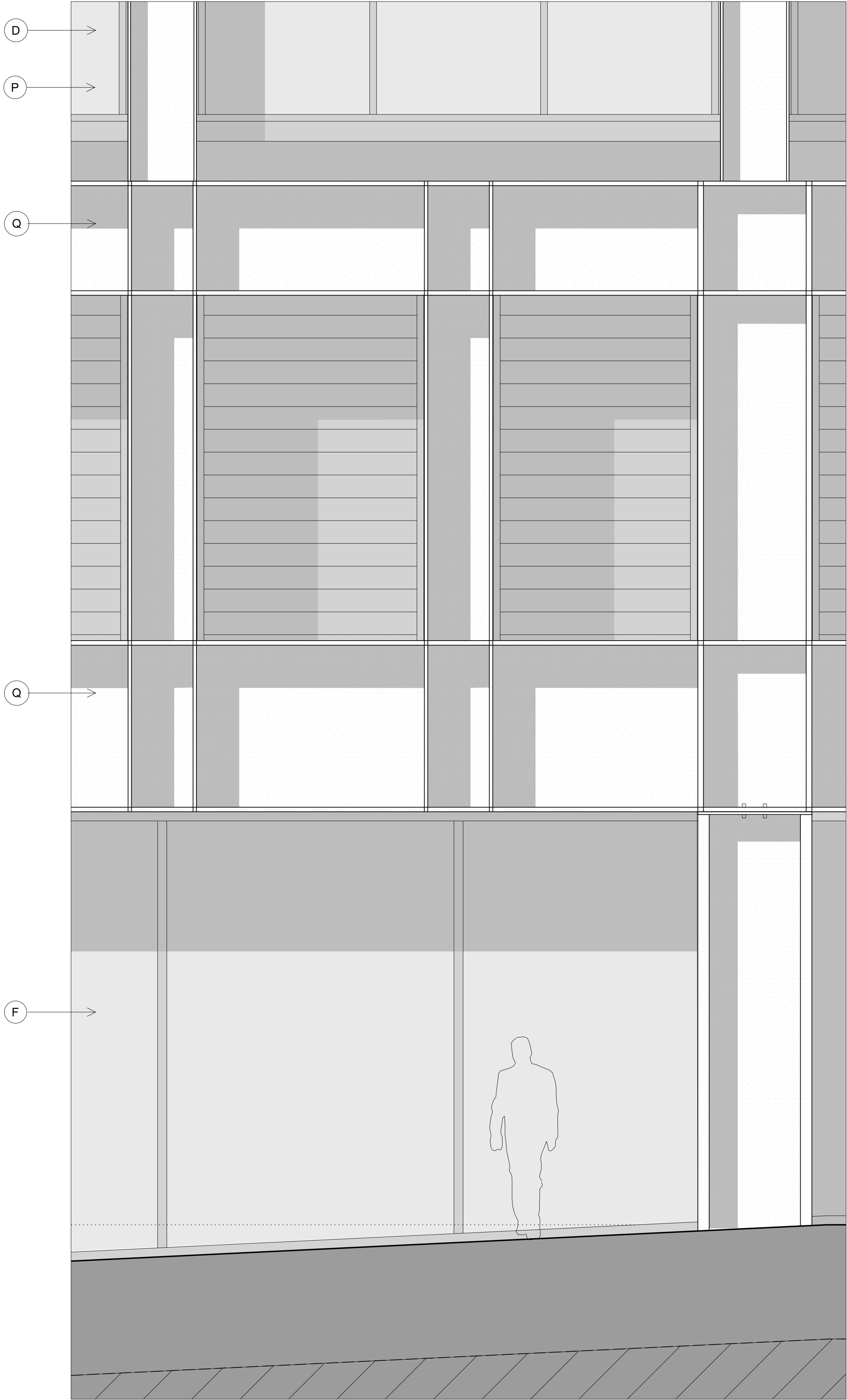
client  
King's Cross Central General Partnership

project  
Building B5

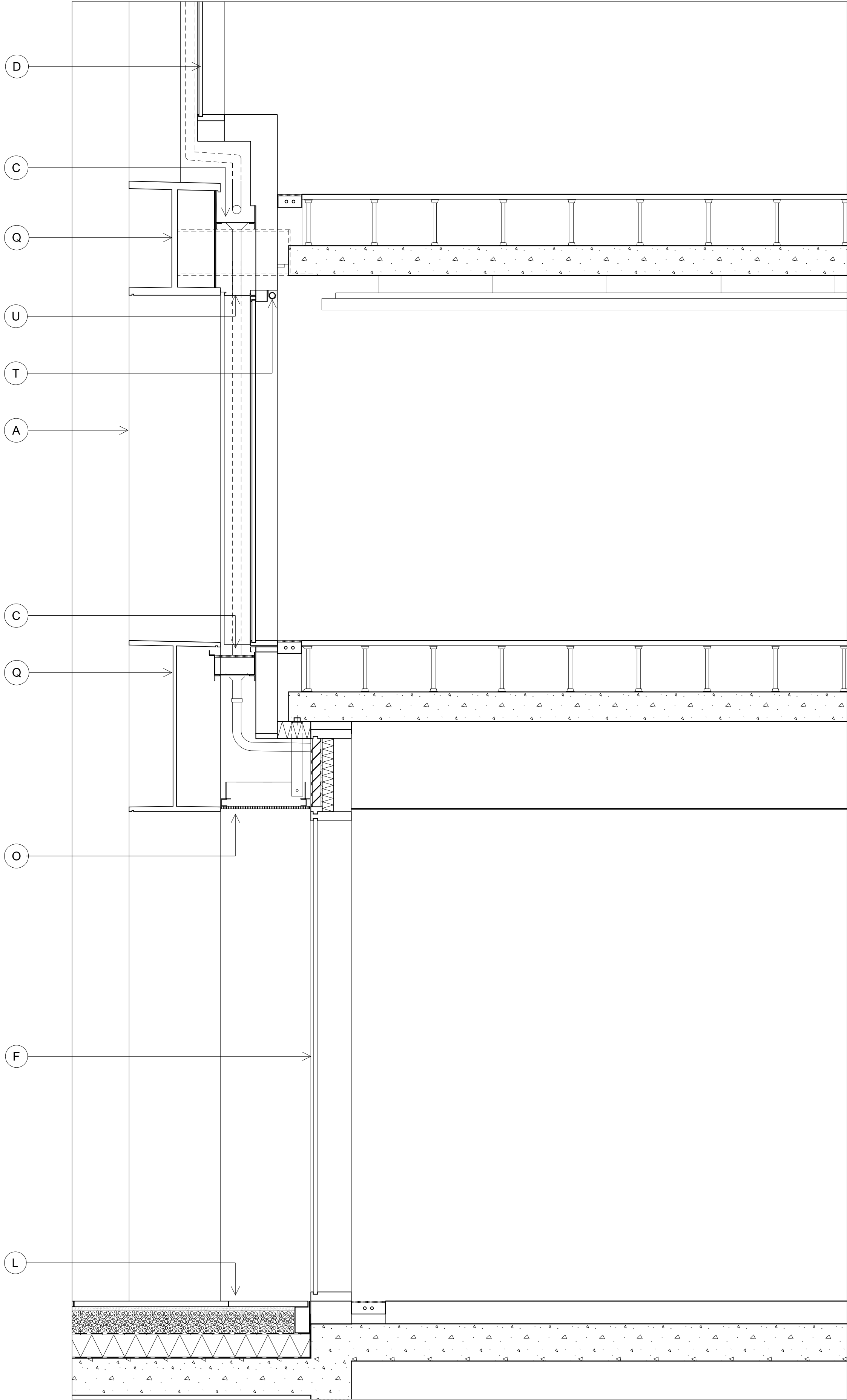
drawing title Proposed Elevation & Section East Elevation Level 10	scale 1 : 50 @ A3
--	-------------------------

drawing no <b>EPA KXC 05 403</b>	revision <b>P1</b>
-------------------------------------	-----------------------





01 Partial Elevation  
05 404 East Elevation 1: 50



02 Partial Section  
05 404 1: 50

THIS DRAWING IS COPYRIGHT.  
No drawing shall be reproduced in any form without prior written permission of Eric Parry Architects.

KEY

- A Weathered steel structural external columns. Angled weathering plates to connection details and drip details incorporated to all bottom edges to manage rainwater run off.
- B Weathered steel plate spandrel panels with back fixing to columns. Back drained to gutter as part of cladding package. Drip detail to leading edge.
- C Concealed gutter with RWP connections to rear of columns.
- D Uninsulated curtain wall panels with insulated glass units, full width weather steel cladding spandrels.
- E Extruded/ cast glazed terracotta brise soleil panels with aluminium / stainless steel sub-frame and fixed to curtain wall with aluminium / stainless steel brackets.
- F Full height reception / shopfront glazing with no transoms. Curtain wall system with fabricated profiles, insulating glass units and insulation backed louvre grilles above soffit venting through ceiling plenum to retail units.
- G Glazed automatic bi-parting entrance doors.
- H Structural glazed balustrades with metal handrails to terraces and balconies.
- I Vitreous enamel.
- J White glazed terracotta fascia to suspended balconies.
- K White reflective panelled soffit cladding to underside of terraces and balconies.
- L Large module 1.25m square terrazzo paving - colour tbc.
- M Inverted roof terrace  
Hot melt self healing polymer modified bitumen roof membrane non. 200mm  
Roof insulation including drainage layer. Paving on spacers.
- N Intensive green roof garden  
Hot melt self healing polymer modified bitumen roof membrane.
- P Full width single piece aluminium spandrel panel without joints.
- Q Continuous ppc louvre grille
- O Weathered steel plate vierendeel
- R Lift and slide doors for access onto terraces and balconies.
- S Painted finish to vitrine display wall.
- T Integrated blind box + roller blind as included.
- U PPC Closer panels to soffit + side of columns.
- V Black reflective panelled soffit to ground floor colonnade.
- W Hit + miss glazing
- X Terrazzo precast panels
- Y Board mark shuttered concrete
- Z Public Realm Lighting

P1	Materials Amended.	12 01 15	MM	RD	
P0	Planning Submission.	29 09 14	MM	RD	
Rev	Description	Date	By	Chk	

key plan

28 - 42 Banner Street  
London EC1Y 8QE  
Tel 020 7608 9600  
Fax 020 7608 9601  
www.ericparryarchitects.co.uk

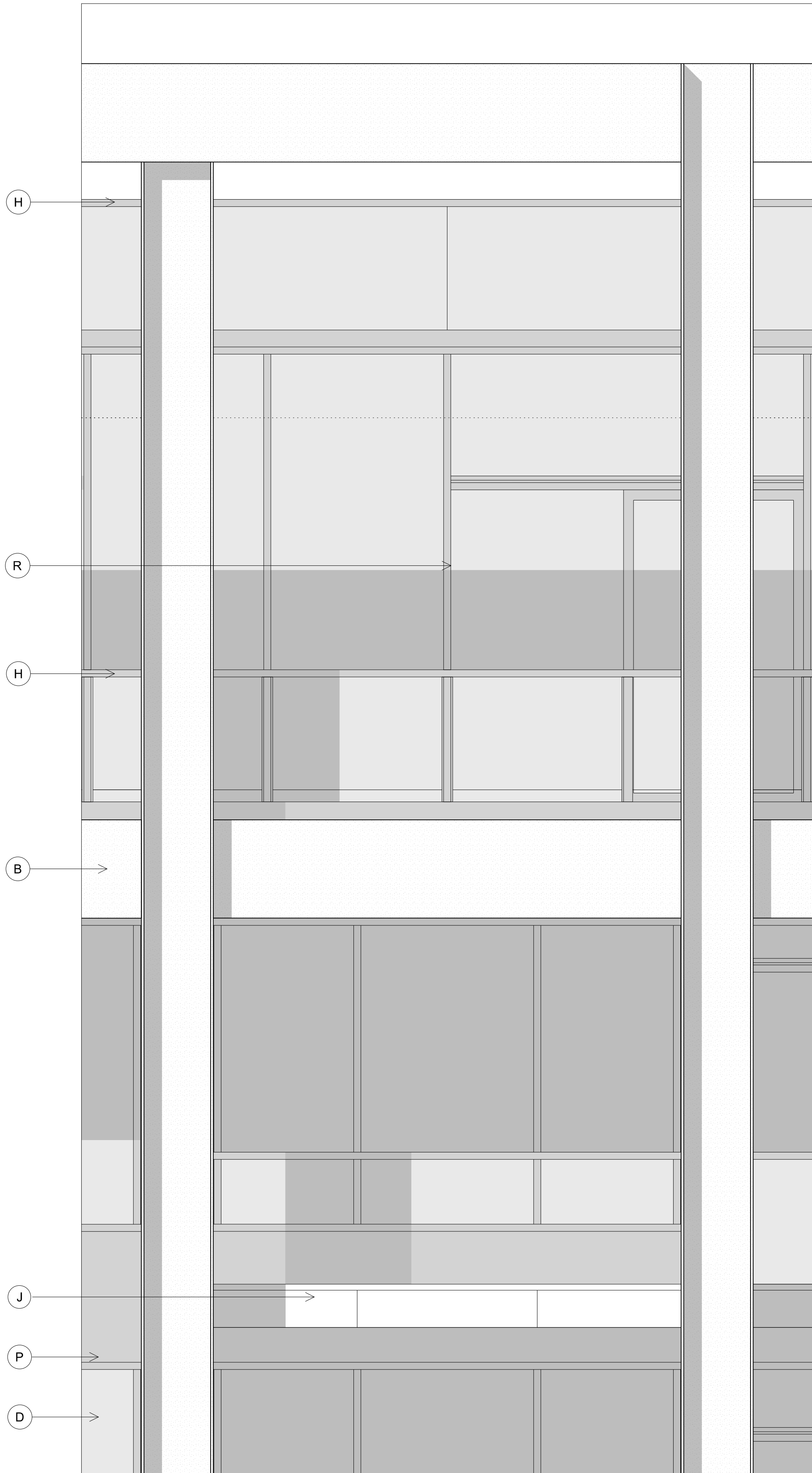
**Eric Parry Architects**

client  
King's Cross Central General Partnership

project  
Building B5

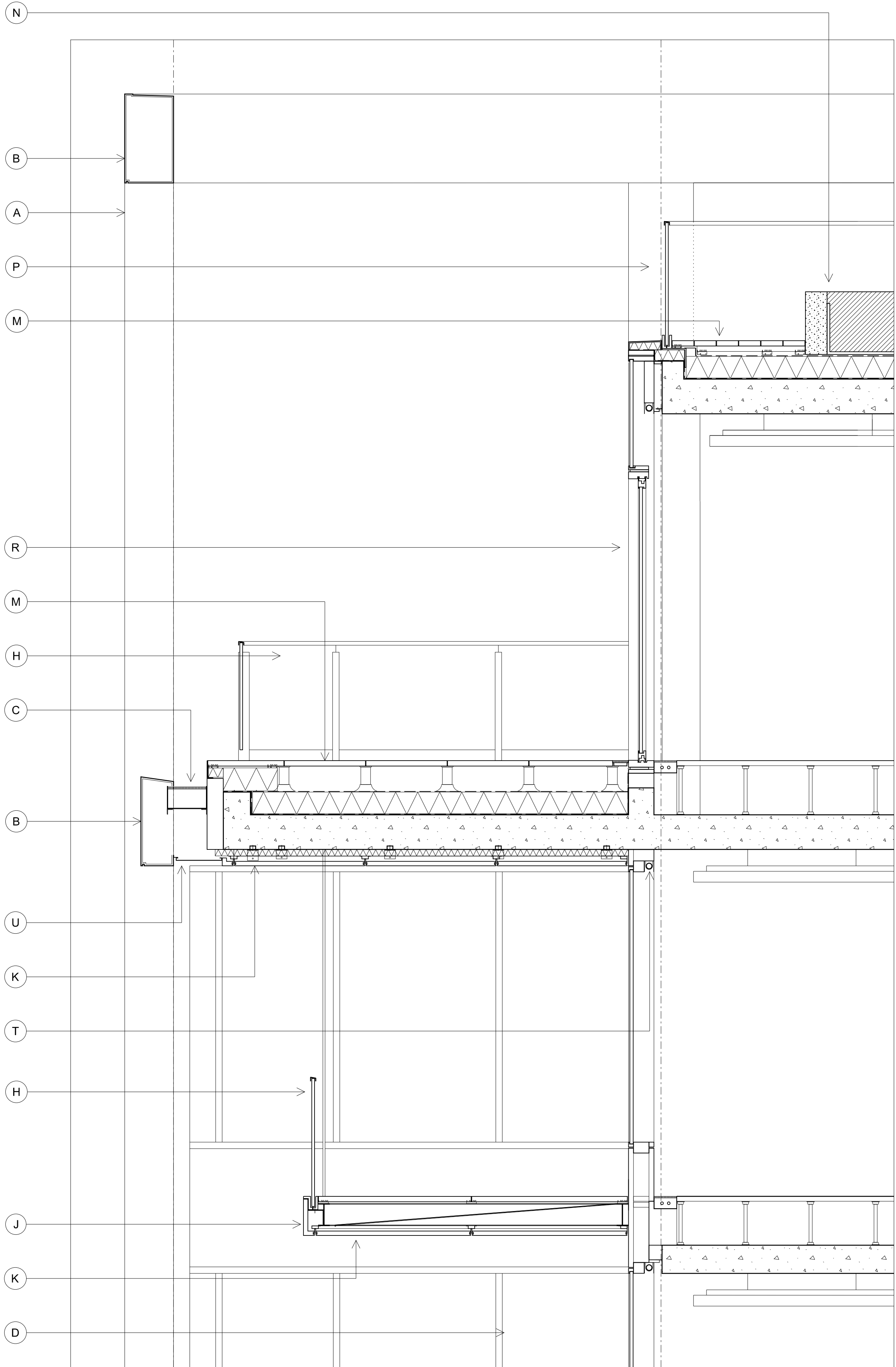
drawing title Proposed Detail Elevation & Section East Elevation Ground and Level 1	scale 1: 50 @ A3
---	------------------------

drawing no <b>EPA KXC 05 404</b>	revision <b>P1</b>
-------------------------------------	-----------------------



01	Partial Elevation
05 405	North Elevation

1 : 50



02	Partial Section
05 405	

1 : 50

- THIS DRAWING IS COPYRIGHT.  
No drawing shall be reproduced in any form without prior written permission of Eric Parry Architects.
- KEY
- A Weathered steel structural external columns. Angled weathering plates to connection details and drip details incorporated to all bottom edges to manage rainwater run off.
  - B Weathered steel plate spandrel panels with back fixing to columns. Back drained to gutter as part of cladding package. Drip detail to leading edge.
  - C Concealed gutter with RWP connections to rear of columns.
  - D Unitised curtain wall panels with insulated glass units, full width weather steel cladding spandrels.
  - E Extruded/ cast glazed terracotta brise soleil panels with aluminium / stainless steel sub-frame and fixed to curtain wall with aluminium / stainless steel brackets.
  - F Full height reception / shopfront glazing with no transoms. Curtain wall system with fabricated profiles, insulating glass units and insulation backed louvre grilles above soffit venting through ceiling plenum to retail units.
  - G Glazed automatic bi-parting entrance doors.
  - H Structural glazed balustrades with metal handrails to terraces and balconies.
  - I Vitreous enamel.
  - J White glazed terracotta fascia to suspended balconies.
  - K White reflective panelled soffit cladding to underside of terraces and balconies.
  - L Large module 1.25m square terrazzo paving - colour tbc.
  - M Inverted roof terrace  
Hot melt self healing polymer modified bitumen roof membrane nom. 200mm  
Roof insulation including drainage layer. Paving on spacers.
  - N Intensive green roof garden  
Hot melt self healing polymer modified bitumen roof membrane.
  - P Full width single piece aluminium spandrel panel without joints.
  - Q Continuous ppc louvre grille
  - R Weathered steel plate vierendeel
  - S Lift and slide doors for access onto terraces and balconies.
  - T Painted finish to vitrine display wall. Integrated blind box + roller blind as included.
  - U PPC Closer panels to soffit + side of columns.
  - V Black reflective panelled soffit to ground floor colonnade.
  - W Hlt + miss glazing
  - X Terrazzo precast panels
  - Y Board mark shuttered concrete
  - Z Public Realm Lighting

P2	Materials Amended.	12 01 15	MM	RD
P1	Sliding Doors amended.	15 12 14	RD	RK
P0	Planning Submission.	29 09 14	MM	RD
Rev	Description	Date	By	Chk
key plan				

28 - 42 Banner Street  
London EC1Y 8QE  
Tel 020 7608 9600  
Fax 020 7608 9601  
www.ericparryarchitects.co.uk

**Eric Parry Architects**

client  
King's Cross Central General Partnership

project  
Building B5

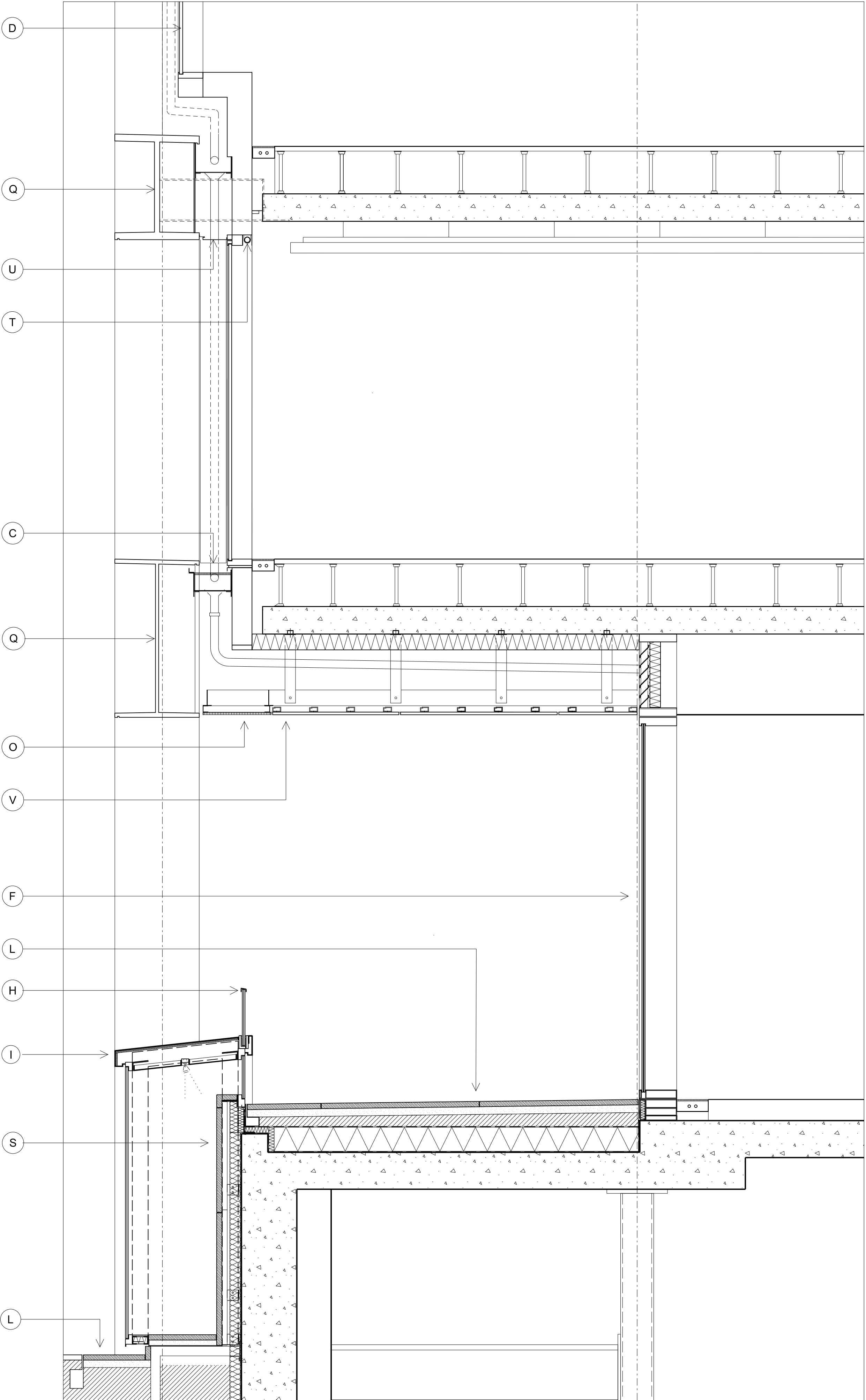

drawing title  
Proposed Detail Elevation & Section  
North Elevation Level 10

scale  
1 : 50  
@ A3

drawing no  
**EPA KXC 05 405**

revision  
**P2**





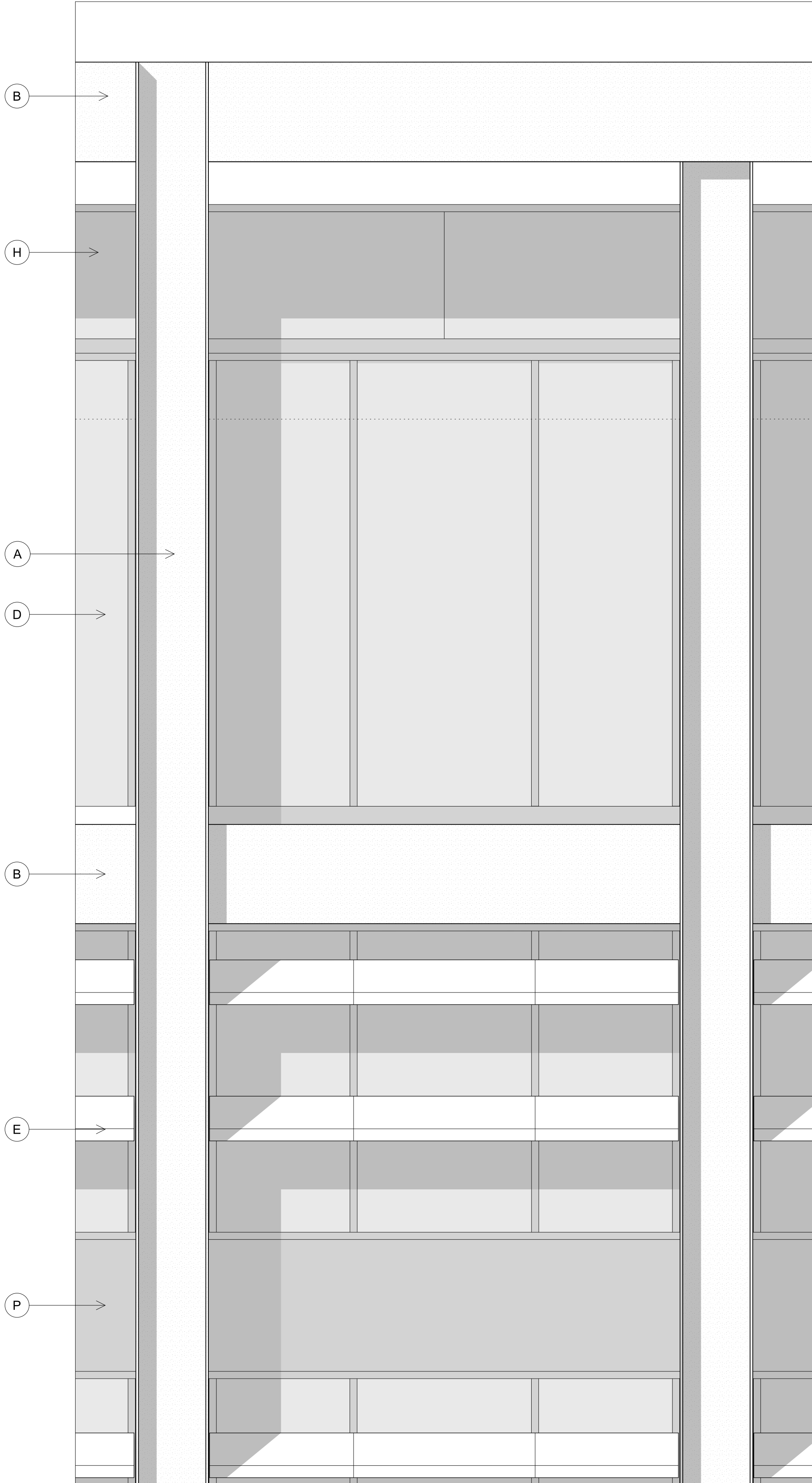
THIS DRAWING IS COPYRIGHT.  
No drawing shall be reproduced in any form without prior written permission of Eric Parry Architects.

- KEY
- A Weathered steel structural external columns. Angled weathering plates to connection details and drip details incorporated to all bottom edges to manage rainwater run off.
  - B Weathered steel plate spandrel panels with back fixing to columns. Back drained to gutter as part of cladding package. Drip detail to leading edge.
  - C Concealed gutter with RWP connections to rear of columns.
  - D Unitised curtain wall panels with insulated glass units, full width weather steel cladding spandrels.
  - E Extruded/ cast glazed terracotta brise soleil panels with aluminium / stainless steel sub-frame and fixed to curtain wall with aluminium / stainless steel brackets.
  - F Full height reception / shopfront glazing with no transoms. Curtain wall system with fabricated profiles, insulating glass units and insulation backed louvre grilles above soffit venting through ceiling plenum to retail units.
  - G Glazed automatic bi-parting entrance doors.
  - H Structural glazed balustrades with metal handrails to terraces and balconies.
  - I Vitreous enamel.
  - J White glazed terracotta fascia to suspended balconies.
  - K White reflective panelled soffit cladding to underside of terraces and balconies.
  - L Large module 1.25m square terrazzo paving - colour tbc.
  - M Inverted roof terrace  
Hot melt self healing polymer modified bitumen roof membrane nom. 200mm  
Roof insulation including drainage layer.  
Paving on spacers.
  - N Intensive green roof garden  
Hot melt self healing polymer modified bitumen roof membrane.
  - P Full width single piece aluminium spandrel panel without joints.
  - O Continuous ppc louvre grille
  - Q Weathered steel plate vierendeel
  - R Lift and slide doors for access onto terraces and balconies.
  - S Painted finish to vitrine display wall.
  - T Integrated blind box + roller blind as included.
  - U PPC Closer panels to soffit + side of columns.
  - V Black reflective panelled soffit to ground floor colonnade.
  - W Hit + miss glazing
  - X Terrazzo precast panels
  - Y Board mark shuttered concrete
  - Z Public Realm Lighting

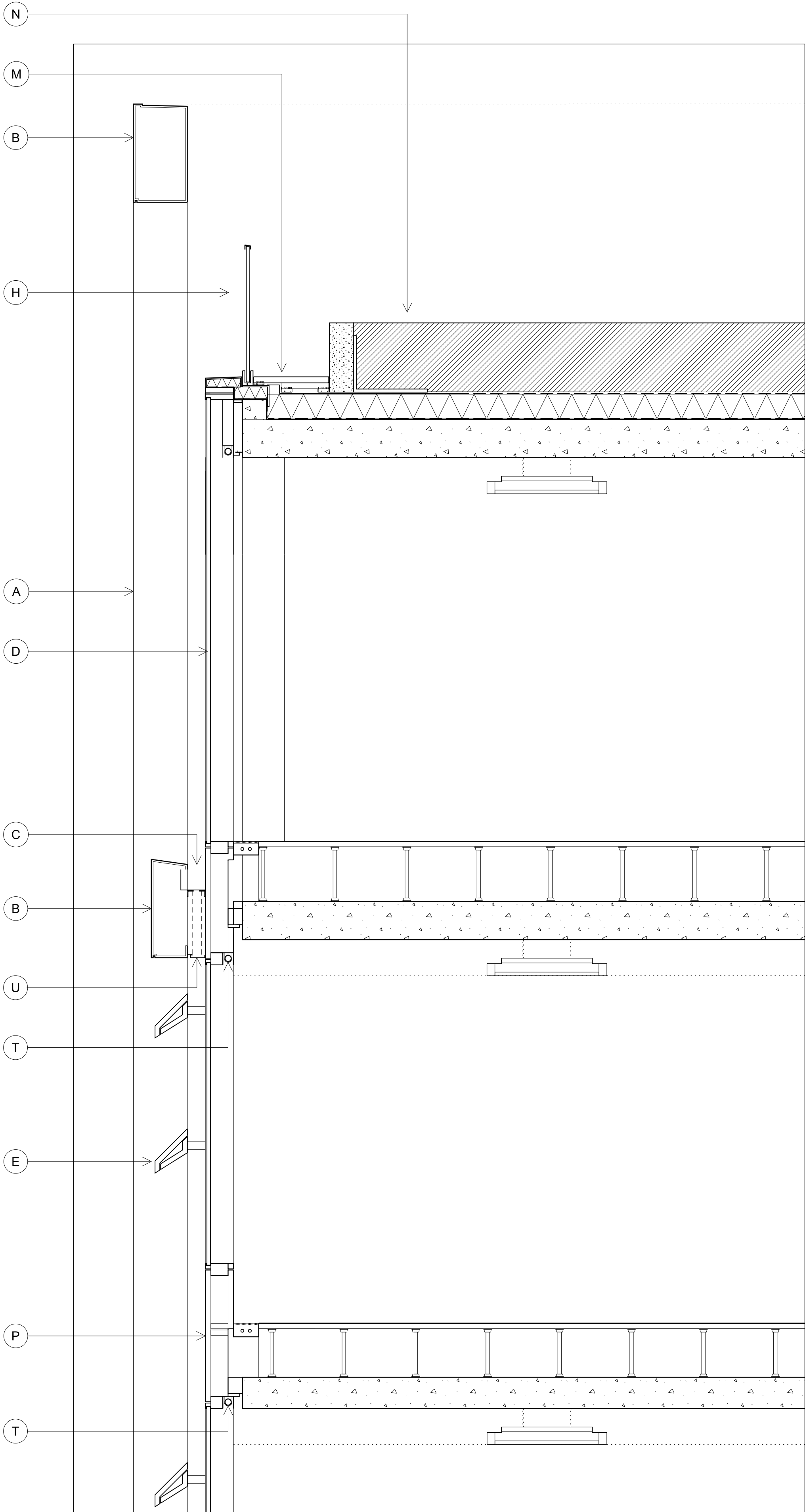
P2	Materials Amended	12.01.15	MM	RD
P1	Sliding doors amended	15.12.14	RD	RK
P0	Planning Submission.	29.09.14	JT	RD
Rev	Description	Date	By	Chk
key plan				

28 - 42 Banner Street  
London EC1Y 8QE  
Tel 020 7608 9600  
Fax 020 7608 9601  
www.ericparryarchitects.co.uk

Eric Parry Architects	
client	King's Cross Central General Partnership
project	Building B5
drawing title	Proposed Detail Elevation & Section North Elevation Ground & Level 1
drawing no	EPA KXC 05 406
scale	1 : 50 @ A3
revision	P2



01 Partial Elevation  
05 407 East Elevation 1: 50

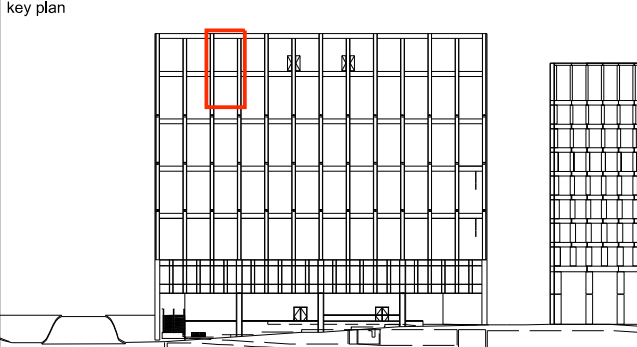


02 Partial Section  
05 407 1: 50

THIS DRAWING IS COPYRIGHT.  
No drawing shall be reproduced in any form without prior written permission of Eric Parry Architects.

- KEY
- A Weathered steel structural external columns. Angled weathering plates to connection details and drip details incorporated to all bottom edges to manage rainwater run off.
  - B Weathered steel plate spandrel panels with back fixing to columns. Back drained to gutter as part of cladding package. Drip detail to leading edge.
  - C Concealed gutter with RWP connections to rear of columns.
  - D Unlit curtain wall panels with insulated glass units, full width weather steel cladding spandrels.
  - E Extruded/ cast glazed terracotta brise soleil panels with aluminium / stainless steel sub-frame and fixed to curtain wall with aluminium / stainless steel brackets.
  - F Full height reception / shopfront glazing with no transoms. Curtain wall system with fabricated profiles, insulating glass units and insulation backed louvre grilles above soffit venting through ceiling plenum to retail units.
  - G Glazed automatic bi-parting entrance doors.
  - H Structural glazed balustrades with metal handrails to terraces and balconies.
  - I Vitreous enamel.
  - J White glazed terracotta fascia to suspended balconies.
  - K White reflective panelled soffit cladding to underside of terraces and balconies.
  - L Large module 1.25m square terrazzo paving - colour tbc.
  - M Inverted roof terrace  
Hot melt self healing polymer modified bitumen roof membrane nom. 200mm  
Roof insulation including drainage layer. Paving on spacers.
  - N Intensive green roof garden  
Hot melt self healing polymer modified bitumen roof membrane.
  - P Full width single piece aluminium spandrel panel without joints.
  - Q Continuous ppc louvre grille
  - R Weathered steel plate vierendeel
  - S Lift and slide doors for access onto terraces and balconies.
  - T Painted finish to vitrine display wall. Integrated blind box + roller blind as included.
  - U PPC Closer panels to soffit + side of columns.
  - V Black reflective panelled soffit to ground floor colonnade.
  - W Hit + miss glazing
  - X Terrazzo precast panels
  - Y Board mark shuttered concrete
  - Z Public Realm Lighting

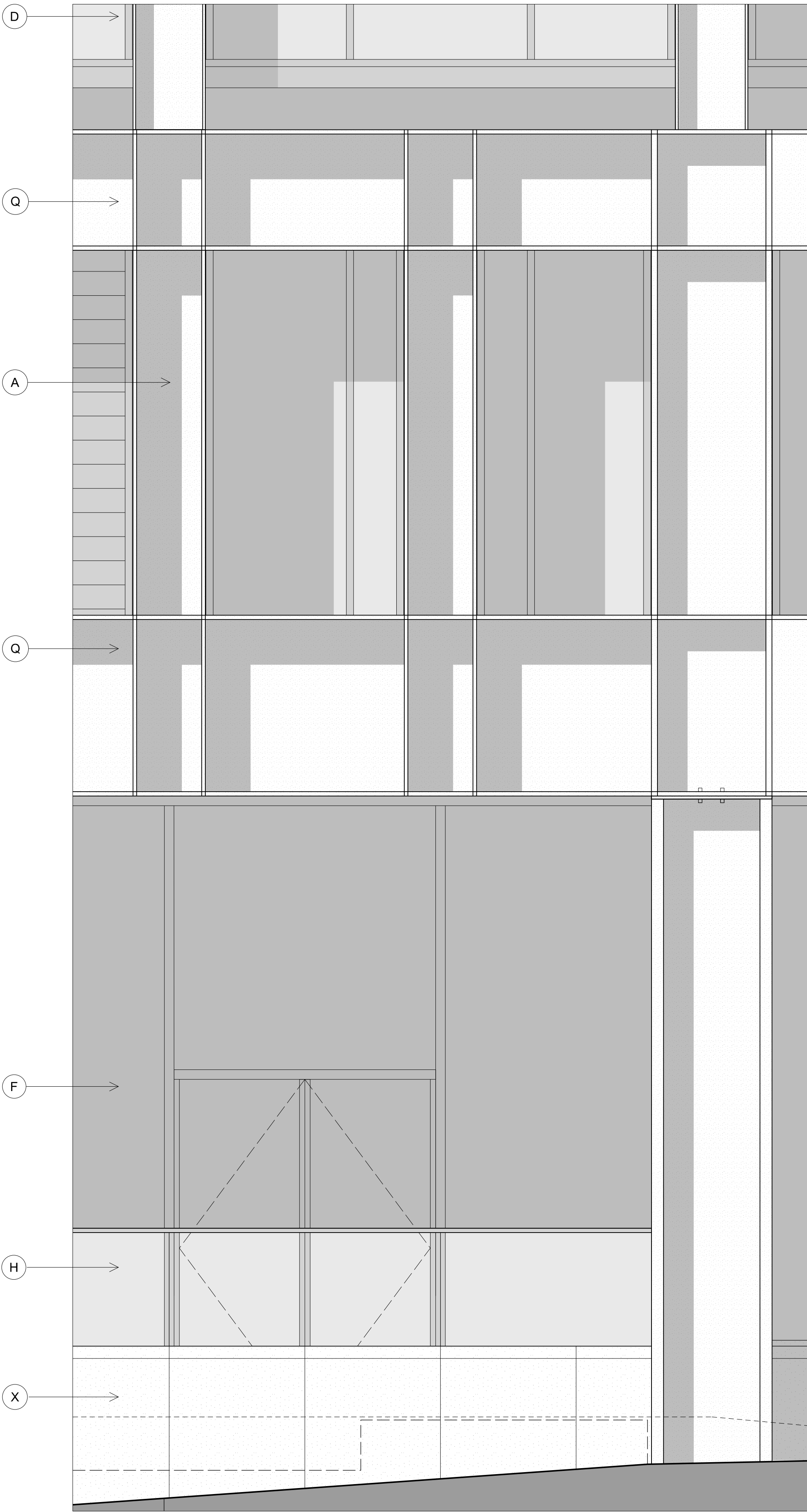
P1	Materials Amended.	12 01 15	MM	RD
P0	Planning Submission.	29 09 14	MM	RD
Rev	Description	Date	By	Chk



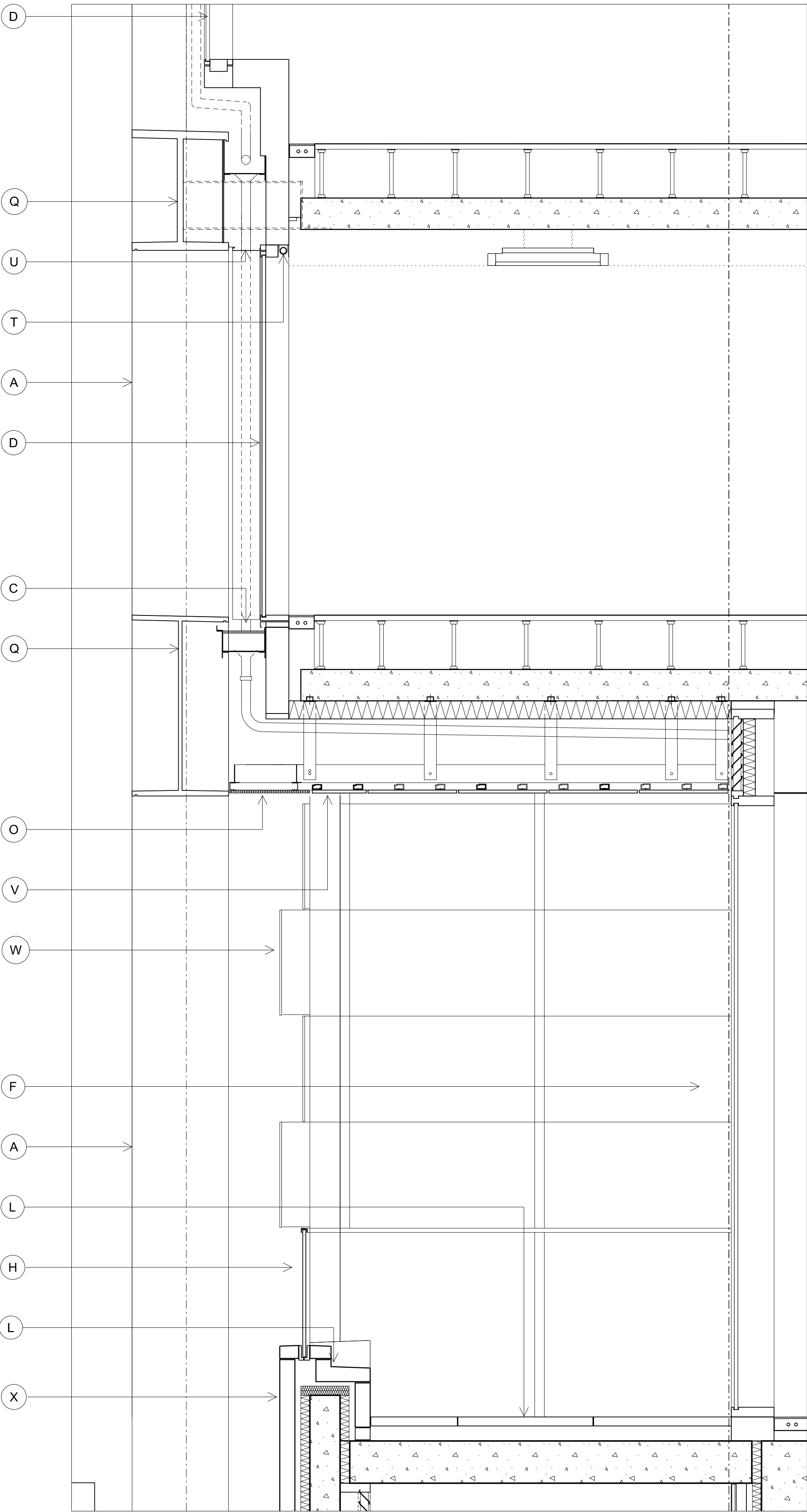
28 - 42 Banner Street  
London EC1Y 8QE  
Tel 020 7608 9600  
Fax 020 7608 9601  
www.ericparryarchitects.co.uk

<b>Eric Parry Architects</b>	
client	King's Cross Central General Partnership
project	Building B5
drawing title	Proposed Detail Elevation & Section West Elevation Level 10
scale	1: 50 @ A3
drawing no	EPA KXC 05 407
revision	P1





01 Partial Elevation  
05 408 West Elevation 1: 50

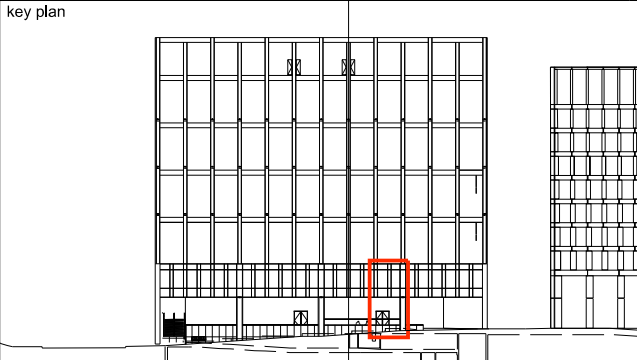


02 Partial Section  
05 408 1: 50

THIS DRAWING IS COPYRIGHT.  
No drawing shall be reproduced in any form without prior written permission of Eric Parry Architects.

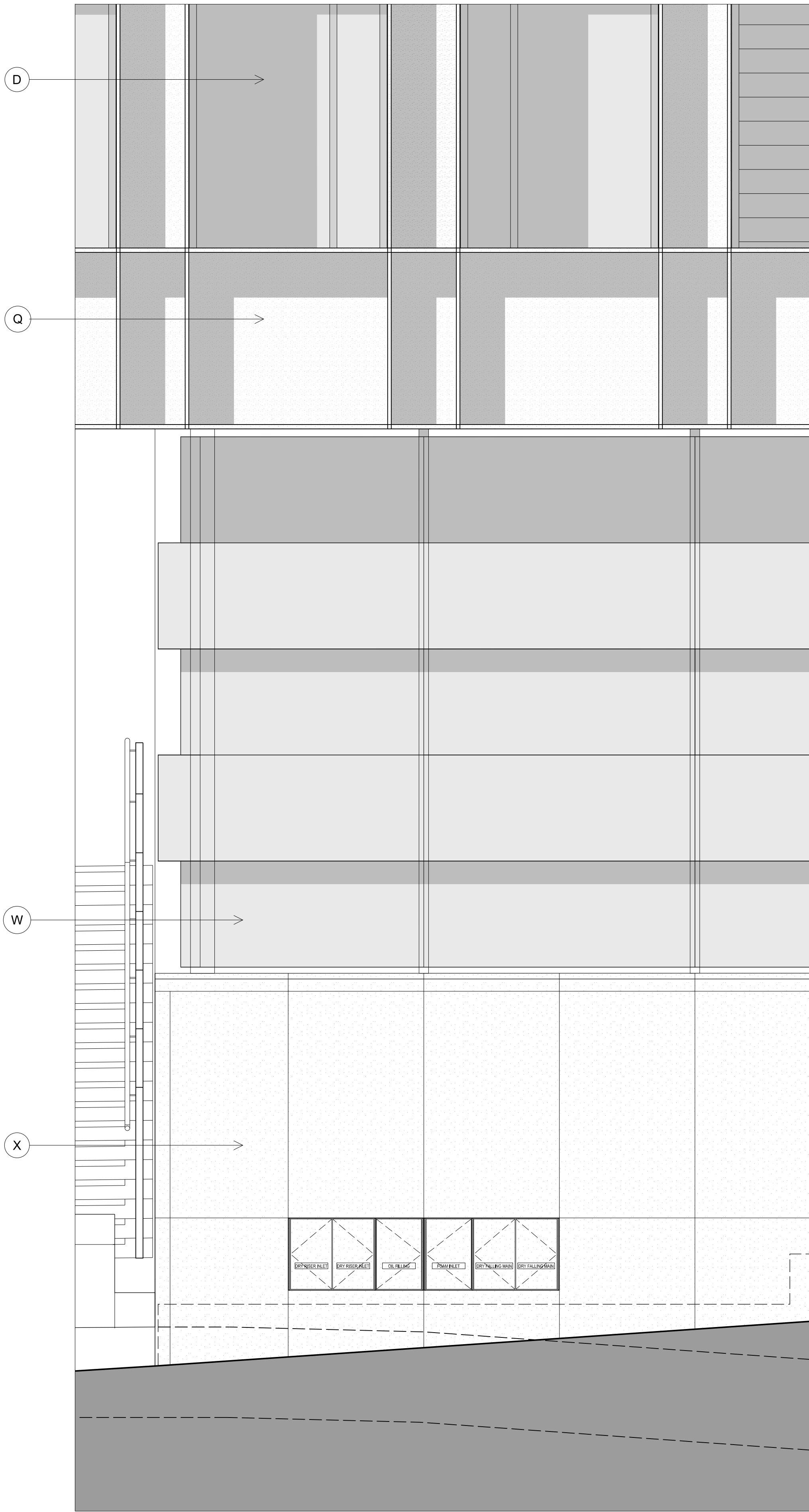
- KEY
- A Weathered steel structural external columns. Angled weathering plates to connection details and drip details incorporated to all bottom edges to manage rainwater run off.
  - B Weathered steel plate spandrel panels with back fixing to columns. Back drained to gutter as part of cladding package. Drip detail to leading edge.
  - C Concealed gutter with RWP connections to rear of columns.
  - D Uninsulated curtain wall panels with insulated glass units, full width weather steel cladding spandrels.
  - E Extruded/ cast glazed terracotta brise soleil panels with aluminium / stainless steel sub-frame and fixed to curtain wall with aluminium / stainless steel brackets.
  - F Full height reception / shopfront glazing with no transoms. Curtain wall system with fabricated profiles, insulating glass units and insulation backed louvre grilles above soffit venting through ceiling plenum to retail units.
  - G Glazed automatic bi-parting entrance doors.
  - H Structural glazed balustrades with metal handrails to terraces and balconies.
  - I Vitreous enamel.
  - J White glazed terracotta fascia to suspended balconies.
  - K White reflective panelled soffit cladding to underside of terraces and balconies.
  - L Large module 1.25m square terrazzo paving - colour tbc.
  - M Inverted roof terrace  
Hot melt self healing polymer modified bitumen roof membrane nom. 200mm  
Roof insulation including drainage layer. Paving on spacers.
  - N Intensive green roof garden  
Hot melt self healing polymer modified bitumen roof membrane.
  - P Full width single piece aluminium spandrel panel without joints.
  - Q Continuous ppc louvre grille
  - R Weathered steel plate vierendeel
  - S Lift and slide doors for access onto terraces and balconies.
  - T Painted finish to vitrine display wall. Integrated blind box + roller blind as included.
  - U PPC Closer panels to soffit + side of columns.
  - V Black reflective panelled soffit to ground floor colonnade.
  - W Hlt + miss glazing
  - X Terrazzo precast panels
  - Y Board mark shuttered concrete
  - Z Public Realm Lighting

P1	Materials Amended.	12 01 15	MM	RD
P0	Planning Submission.	29 09 14	MM	RD
Rev	Description	Date	By	Chk

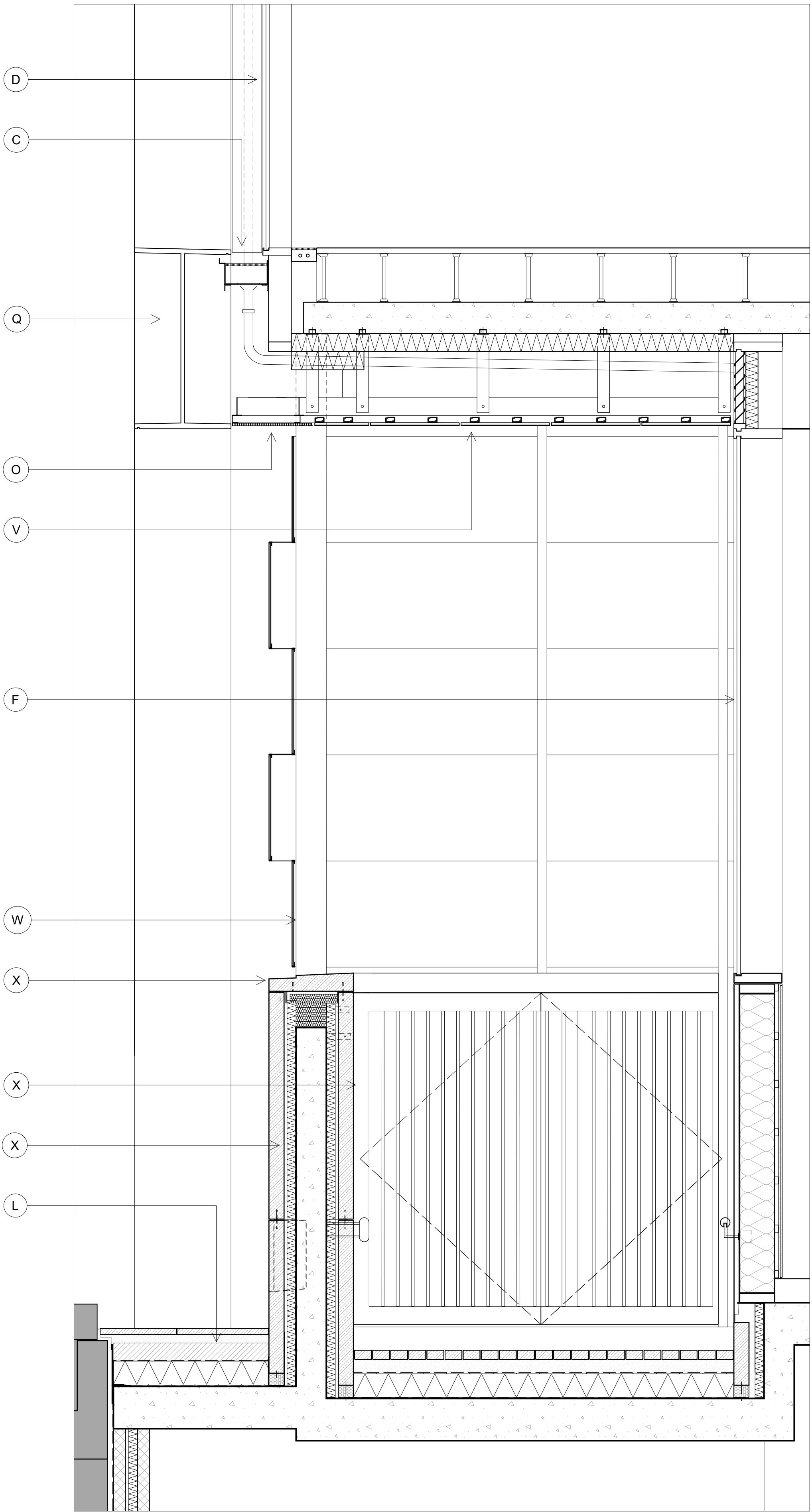


28 - 42 Banner Street  
London EC1Y 8QE  
Tel 020 7608 9600  
Fax 020 7608 9601  
www.ericparryarchitects.co.uk

client King's Cross Central General Partnership	
project Building B5	
drawing title Proposed Detail Elevation & Section West Elevation Ground & Level 1	scale 1: 50 @ A3
drawing no EPA KXC 05 408	revision P1



01 Partial Elevation  
05 409 West Elevation 1: 50



02 Partial Section  
05 409 1: 50

THIS DRAWING IS COPYRIGHT.  
No drawing shall be reproduced in any form without prior written permission of Eric Parry Architects.

KEY

- A Weathered steel structural external columns. Angled weathering plates to connection details and drip details incorporated to all bottom edges to manage rainwater run off.
- B Weathered steel plate spandrel panels with back fixing to columns. Back drained to gutter as part of cladding package. Drip detail to leading edge.
- C Concealed gutter with RWP connections to rear of columns.
- D Uniltised curtain wall panels with insulated glass units, full width weather steel cladding spandrels.
- E Extruded/ cast glazed terracotta brise soleil panels with aluminium / stainless steel sub-frame and fixed to curtain wall with aluminium / stainless steel brackets.
- F Full height reception / shopfront glazing with no transoms. Curtain wall system with fabricated profiles, insulating glass units and insulation backed louvre grilles above soffit venting through ceiling plenum to retail units.
- G Glazed automatic bi-parting entrance doors.
- H Structural glazed balustrades with metal handrails to terraces and balconies.
- I Vitreous enamel.
- J White glazed terracotta fascia to suspended balconies.
- K White reflective panelled soffit cladding to underside of terraces and balconies.
- L Large module 1.25m square terrazzo paving - colour tbc.
- M Inverted roof terrace  
Hot melt self healing polymer modified bitumen roof membrane nom. 200mm  
Roof insulation including drainage layer. Paving on spacers.
- N Intensive green roof garden  
Hot melt self healing polymer modified bitumen roof membrane.
- P Full width single piece aluminium spandrel panel without joints.
- Q Continuous ppc louvre grille
- O Weathered steel plate vierendeel
- R Lift and slide doors for access onto terraces and balconies.
- S Painted finish to vitrine display wall.
- T Integrated blind box + roller blind as included.
- U PPC Closer panels to soffit + side of columns.
- V Black reflective panelled soffit to ground floor colonnade.
- W Hit + miss glazing
- X Terrazzo precast panels
- Y Board mark shuttered concrete
- Z Public Realm Lighting

P1	Materials Amended.	12 01 15	MM	RD
P0	Planning Submission.	29 09 14	MM	RD
Rev	Description	Date	By	Chk

key plan

28 - 42 Banner Street  
London EC1Y 8QE  
Tel 020 7608 9600  
Fax 020 7608 9601  
www.ericparryarchitects.co.uk

client  
King's Cross Central General Partnership

project  
Building B5

drawing title  
Proposed Detail Elevation & Section  
West Elevation Ground & Level 1  
Hit + Miss Glazing

scale  
1: 50  
@ A3

drawing no  
EPA KXC 05 409

revision  
P1