
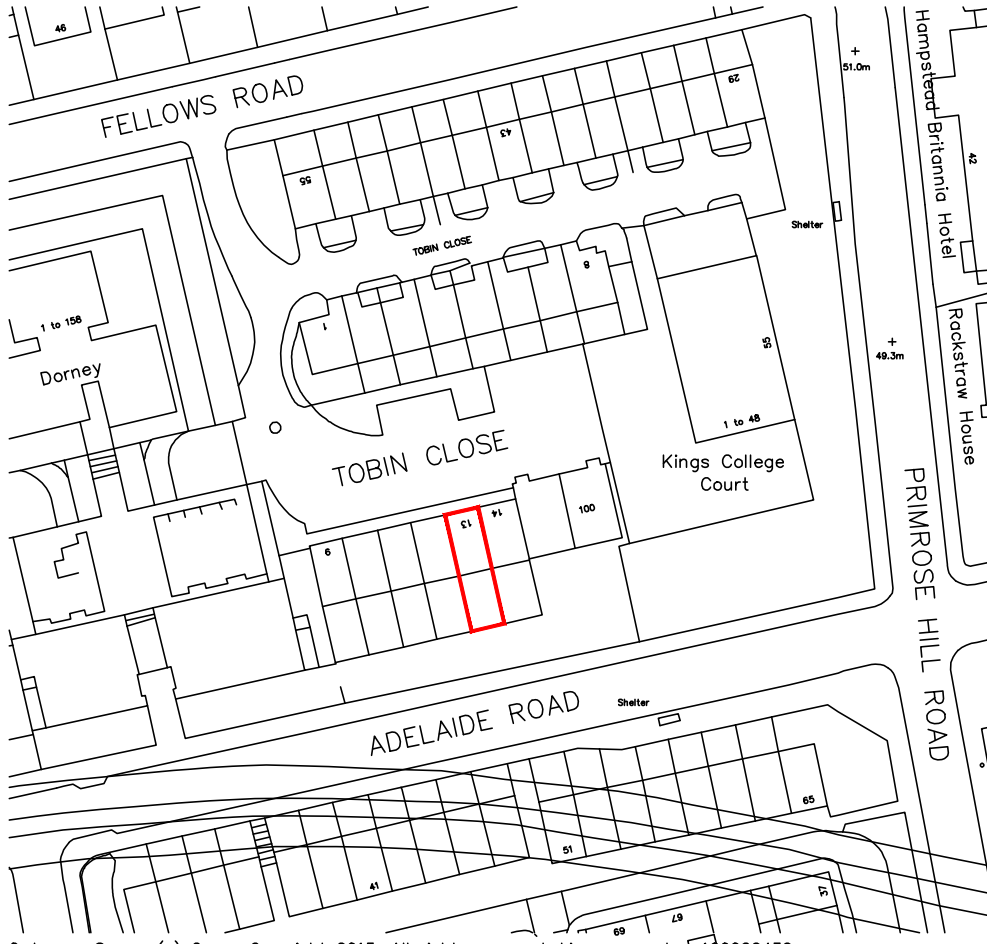


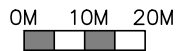
**Notes:**

The contractor is to verify all buildings and site dimensions prior to commencement of works or preparation of shop drawings. This drawing and the building works depicted are COPYRIGHT of THE CLIENT and may not be reproduced except by written permission.

Use only figured dimensions Do not scale



Ordnance Survey (c) Crown Copyright 2015. All rights reserved. Licence number 100022432



Revision:	Date:	Description:	Checked:
-----------	-------	--------------	----------

**Client:**  
DERRICK CHOW AND RACHEL BISH

**Property:**  
13 TOBIN CLOSE  
LONDON  
NW3 3DY

**Title:**  
LOCATION PLAN

<b>Job No:</b> 13TB	<b>Drawn by:</b> TP	<b>Scale:</b> 1250@A4
<b>Drawing No:</b> 06D	<b>Date:</b> JAN 15	<b>Checked:</b>

19 Meads Street  
Eastbourne  
East Sussex  
BN20 7RG

Tel: 01323 725 835  
Fax 01323 419 170  
Email: lakotadesign@btopenworld.com