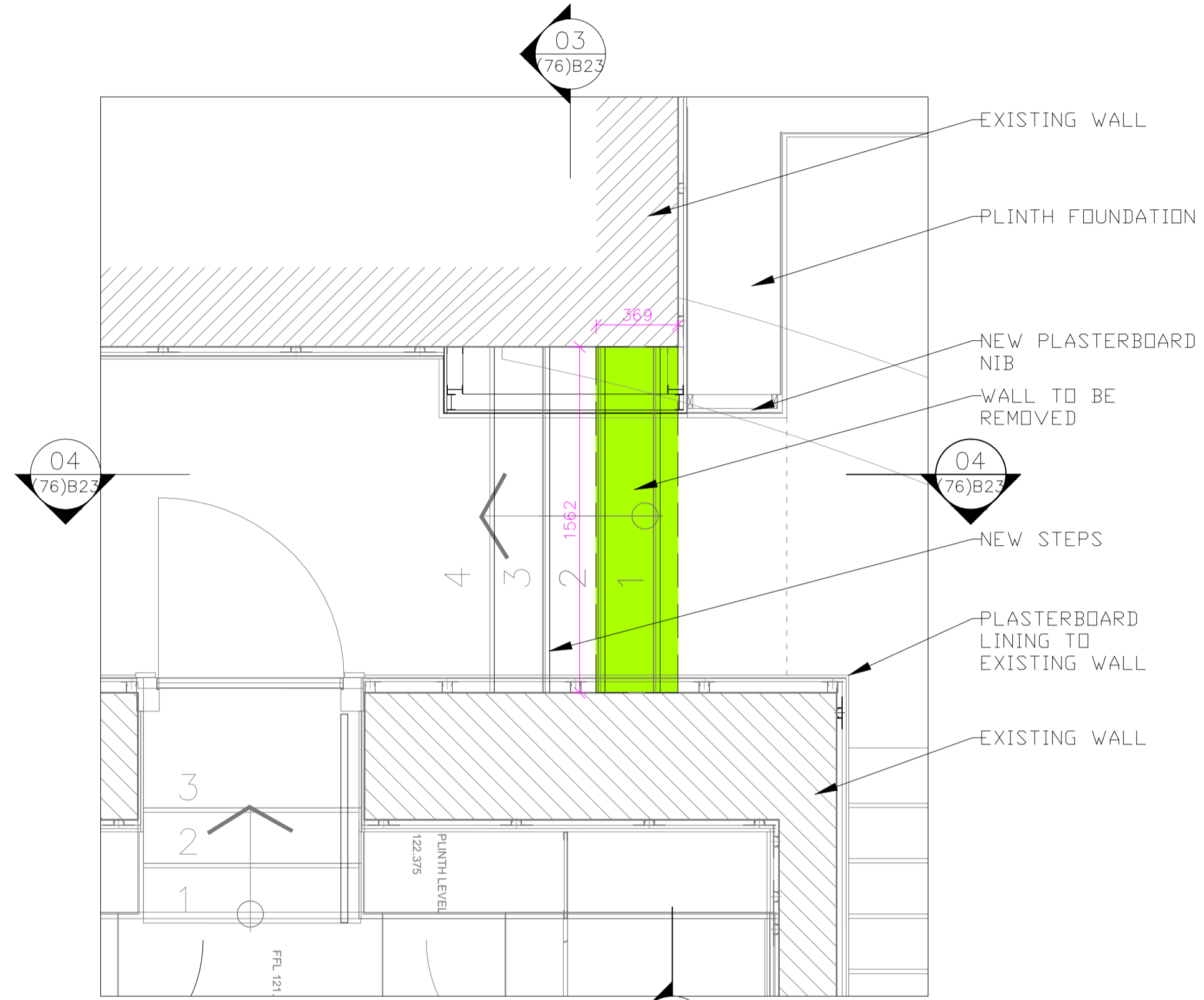
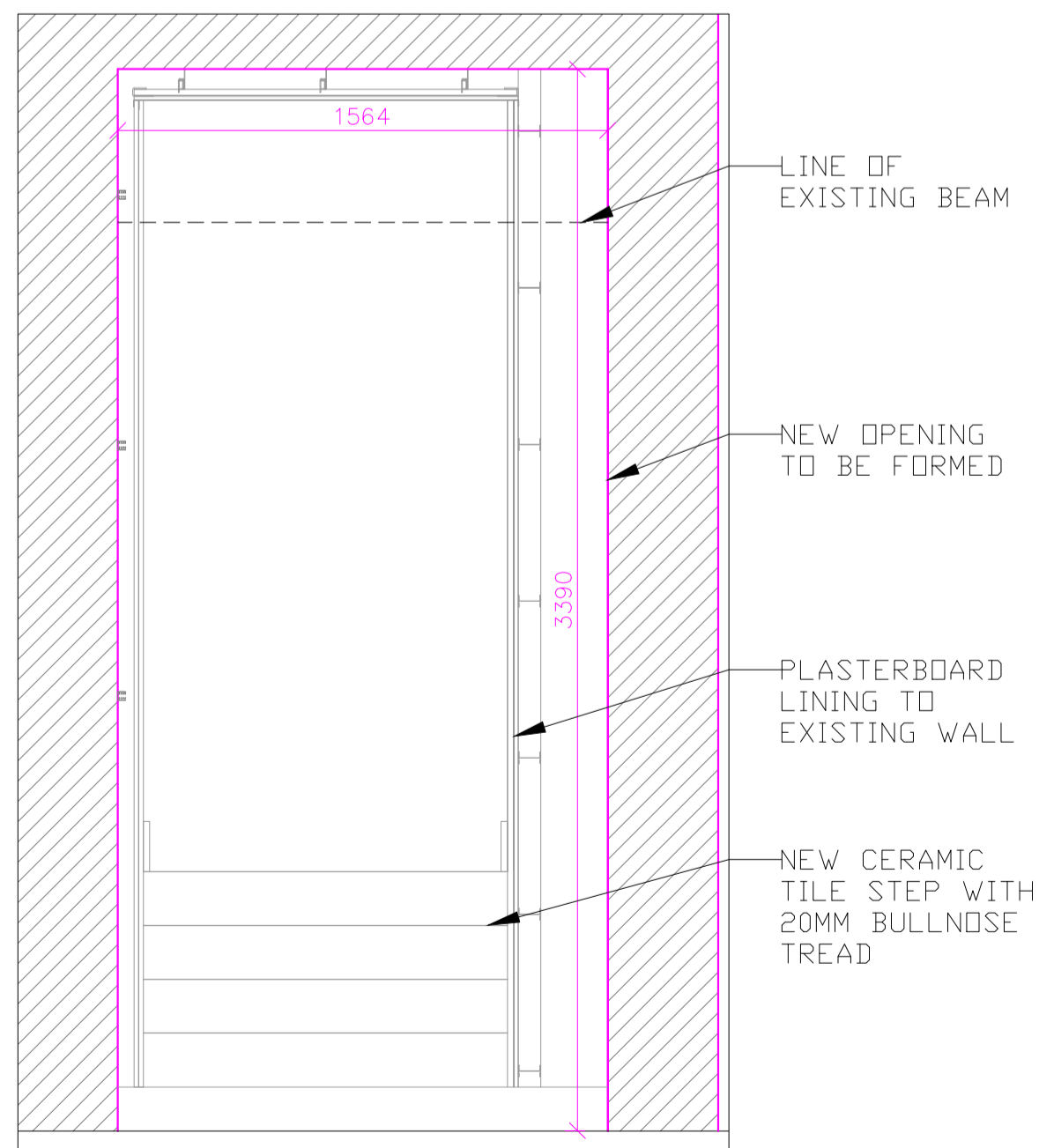


01 - LOCATION PLAN
Scale: 1:300 © A1

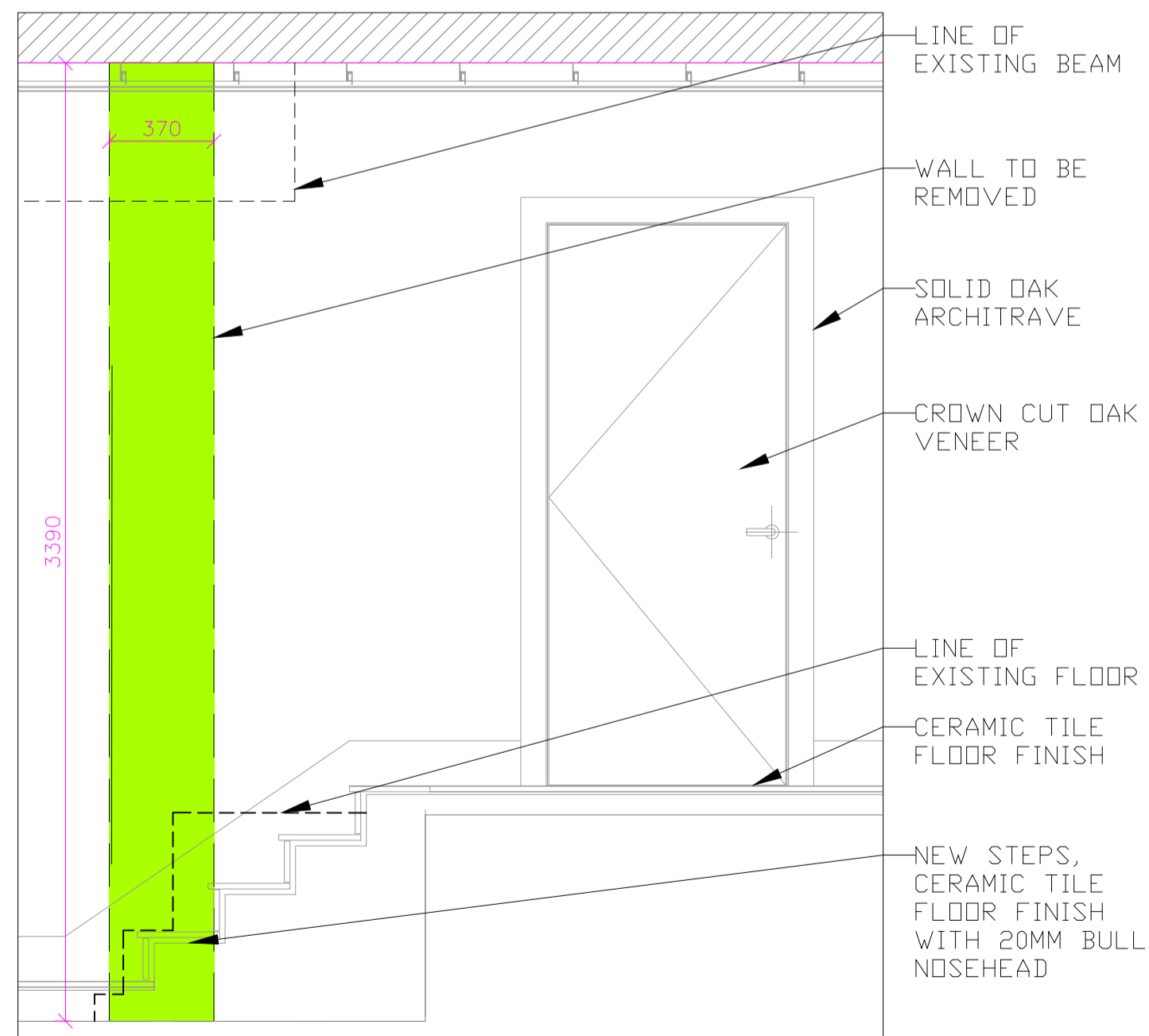
02
(76)B23_MHB_TP1



02 - PLAN OF OPENING
Scale: 1:20 © A1



03 - NEW OPENING IN WALL
Scale: 1:20 © A1



04 - SECTION OF NEW OPENING IN WALL
Scale: 1:20 © A1

GENERAL NOTES

- Do not scale off this drawing, use figured dimensions only. All dimensions and levels to be checked on site and Owen Architects to be notified of any discrepancies immediately. Issued only for purpose indicated.
- The drawing is to be read in conjunction with consultants drawings and specifications.
- This drawing is copyright of GOK and may not be copied, altered or reproduced in any way or passed to a third party without written permission from GOK.
- The main contractor should be conversant with the statutory obligations under the CDM regulations.
- The dimensions shown on this drawing have been based on the measurements provided by an independent survey company.
- For setting out refer to elevations or to be confirmed by GOK Studios.

GENERAL NOTES:

- ALL FACE PLATES TO BE SPACED 20mm APART
- ALL CRESTRON SWITCHES TO BE 150mm FROM FFL TO CENTER OF SWITCH
- ALL LUTRON PANELS AND GENERAL SWITCHES TO BE 125mm FROM FFL TO CENTER OF SWITCH OR TILL FURTHER NOTATION
- ALL WALL LIGHT AND PICTURE LIGHT FITTINGS TO BE 180mm FROM FFL TO CENTER OF SWITCH OR TILL FURTHER NOTATION
- ALL CABINERY SMALL POWER LOCATED WITHIN CABINERY AT 200mm FROM TOP EDGE OF SKIRTING TO CENTER OF FACE PLATE OR TILL FURTHER NOTATION
- SMALL POWER LOCATED WITHIN FLOOR BOX TO BE RECESSED INTO FLOOR. REFER TO SMALL POWER DRAWING FOR SETTING OUT PURPOSES ONLY
- UNDERFLOOR HEATING AND FCU UNITS TO BE CO-ORDINATED WITH M&E CONSULTANTS, REFER TO RELATED DRAWING

REVISIONS

Rev:	Date:	Description:	Drawn	Chkd
00	21-10-14	TOWN PLANNING REVISIONS	SC	DT
TP1	24-10-14	TOWN PLANNING ISSUE	SC	DT
TP2	02-12-14	TOWN PLANNING ISSUE	SC	

FOR PLANNING

Owen Architects

Gate House
1 St John's Square
London
EC1M 4DH

+44 (0) 20 7608 2889 T
+44 (0) 20 7608 0758 F
info@owenarchitects.co.uk

PROJECT: 363			
DRAWING TITLE: MAIN HOUSE BASEMENT B23 WALL OPENING			
DATE: 21-10-14	DRAWN: SC	SCALE: VARIOUS © A1	
PROJ. No: 363	SERIES: (76)	DRAWING No: MHB B23	REV: TP2