



7.b Appearance: Front Light Wells (Basements, Partial Basements)




33 Parliament Hill



37 Parliament Hill



41 Parliament Hill



47 Parliament Hill:  
Large trees are often located within a few meters of both original & new front light wells & basements

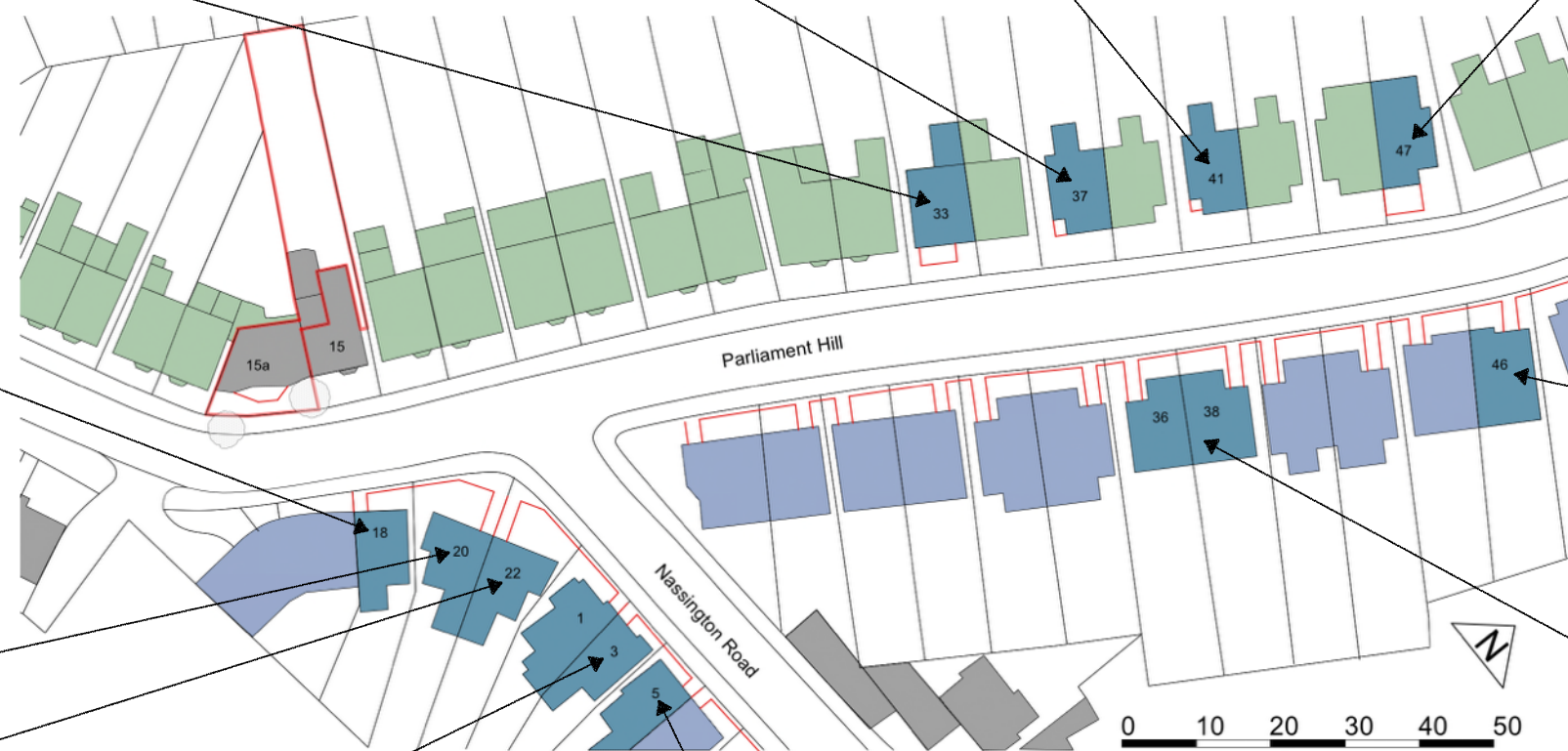
- presumed partial basements shown in green
- basements/lower ground floor levels shown in blue
- light wells shown in red



18 Parliament Hill



20 Parliament Hill



46 Parliament Hill



22 Parliament Hill  
The light well is framed by a hedge.



5 Nassington Road



3 Nassington Road

Basements, partial basements, & front light wells are common in the immediate vicinity and throughout the Southhill Park Conservation Area. The proposed basement to 15a Parliament Hill is less than a single storey deep and is smaller than the footprint of the new house. The light well is relatively small and both the proposed basement and light well follow the existing local pattern. The angled form of the light well responds to the root protection areas of two adjacent trees and the turn in the street. Dense hedge-type shrubs will be planted to the perimeter of the light well. A perimeter balustrade is not proposed. The front garden area will be less encumbered by physical structures and garden vegetation will be foregrounded.



38 & 36 Parliament Hill