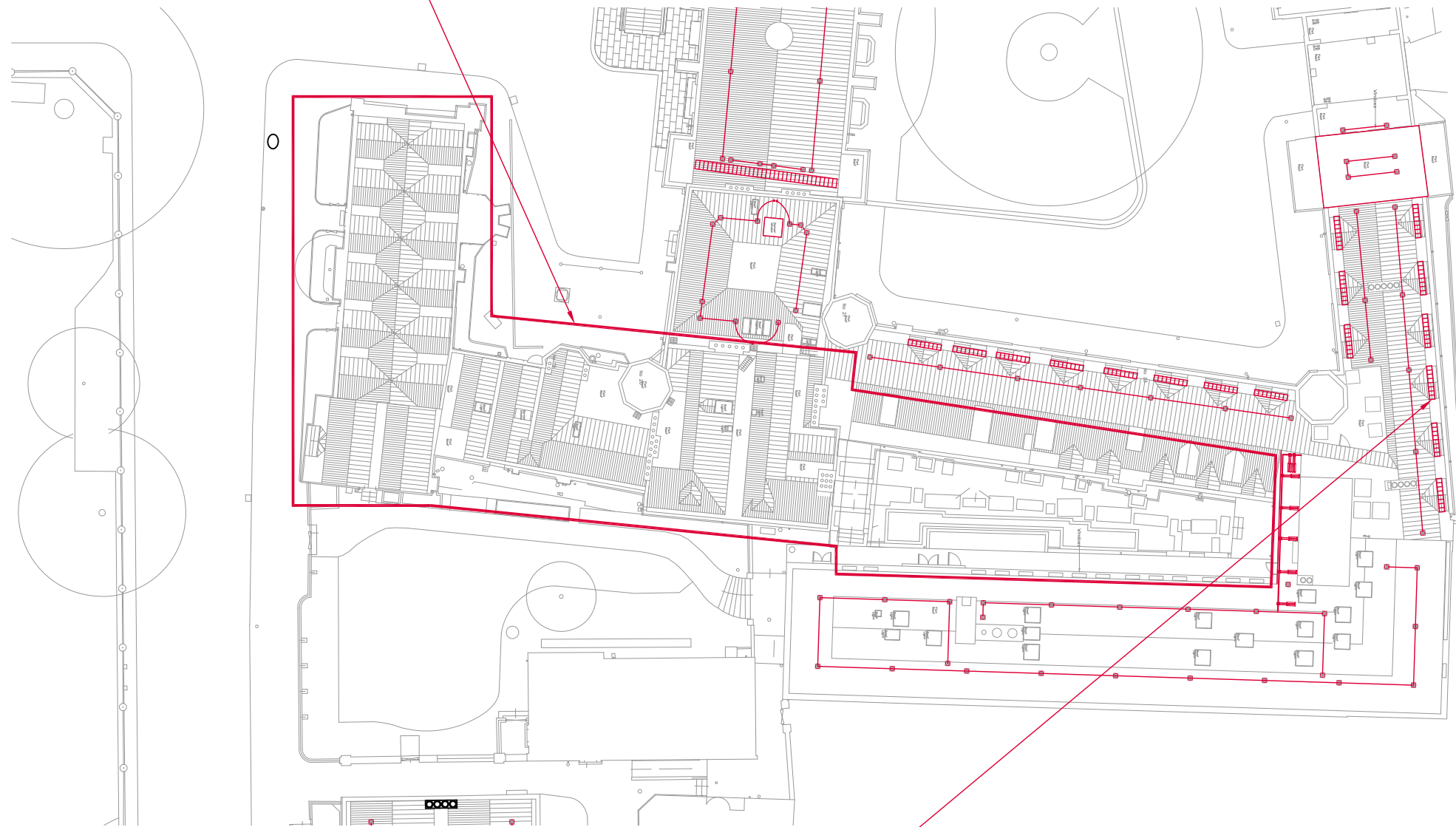


**NOTE:**

LATCHWAYS REGISTERED INSTALLER TO CARRYOUT SURVEY AND RECOMMEND SUITABLE FALL PROTECTION SYSTEMS FOR THESE LOCATIONS.



**NOTE:**

LATCHWAYS CLIMBLATCH DEVICES TO BE USED ON THESE SYSTEMS ONLY.  
LATCHWAYS REGISTERED INSTALLERS TO RECOMMEND SUITABLE ACCESS LADDERS/STEPS WHERE REQUIRED.



**DENOTES SYSTEM ACCESS POINT**

**PREFERRED METHOD:**

THE PREFERRED METHOD TO ACCESS A SAFETY SYSTEM IS VIA A ROOF HATCH, SET INTERNALLY AWAY FROM IDENTIFIED FALL HAZARDS / ADJACENT TO THE START OF THE CABLE SYSTEM.

**ALTERNATIVE METHOD:**

THE ALTERNATIVE METHOD OF ACCESS CAN BE BY MEANS OF POWERED ACCESS (E.G. CHERRY PICKER), WHERE THE ACCESS PLATFORM CAN BE SET DOWN ADJACENT TO THE SYSTEM, ALLOWING THE USER DIRECT ATTACHMENT PRIOR TO EXITING THE PLATFORM.

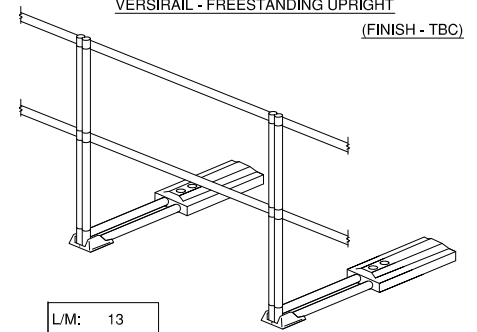
**OPTION:**

WHERE NO OTHER METHOD IS AVAILABLE, THE USE OF WIRE ROPE STROP ALLOWS THE USER TO CONNECT DIRECTLY TO THE SYSTEM BEFORE ENTERING THE ROOF LEVEL. FOR SINGLE STOREY BUILDINGS, WHERE GROUND CLEARANCE IS LIMITED, THE USE OF A WIRE STROP REDUCES THE RISK OF INJURY IN AN EVENT OF A FALL. HOWEVER, DUE TO LIMITED GROUND CLEARANCE, IT IS RECOMMENDED THAT ACCESS IS ACHIEVED USING THE PREFERRED OR ALTERNATIVE METHOD AS THE WIRE STROP EXTERNAL METHOD DOES NOT ELIMINATE THE RISK OF A FALL.

**COMPONENT DATA:**

VERSIRAIL - FREESTANDING UPRIGHT

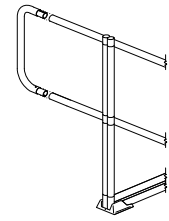
(FINISH - TBC)



L/M: 13

VERSIRAIL - END TERMINISATIONS

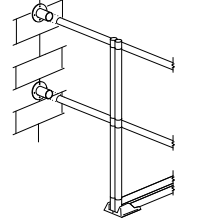
D-RETURN



22064-00

NO. 2

WALL FIX



22063-00

NO. 0

VERSIRAIL - OTHER COMPONENTS

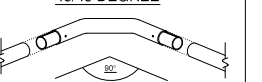
90 DEGREE



22061-00

NO. 1

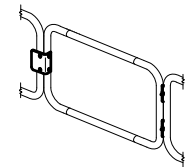
45/45 DEGREE



22062-00

NO. 0

ACCESS GATE



22010-00

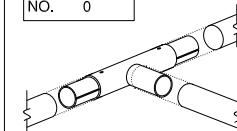
NO. 0

22065-00

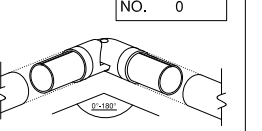
NO. 0

22067-00

NO. 0



T-PIECE



VARIABLE

**SPECIFICATION DATA:**

NOTE: THIS DRAWING WAS CREATED IN CONJUNCTION WITH BAILLEY GARNER, DWG NO. all roofs

**SYSTEM INFORMATION:**

LATCHWAYS VERSIRAIL CLASS A1 COLLECTIVE PROTECTION SYSTEM. SYSTEM DESIGNED FOR EDGE PROTECTION FOR OPERATIVES ACCESSING THE ROOF FOR MAINTENANCE AND INSPECTION PURPOSES ONLY.



PROJECT NAME: LINCOLNS INN - OLD BUILDINGS 2 OF 2	
DATE: 20TH NOVEMBER 2014	SCALE: 1:400 @ A3
DRAWN BY: SWH	CHECKED BY: CA
PROJECT REFERENCE NO. 5382-06	REVISION:

