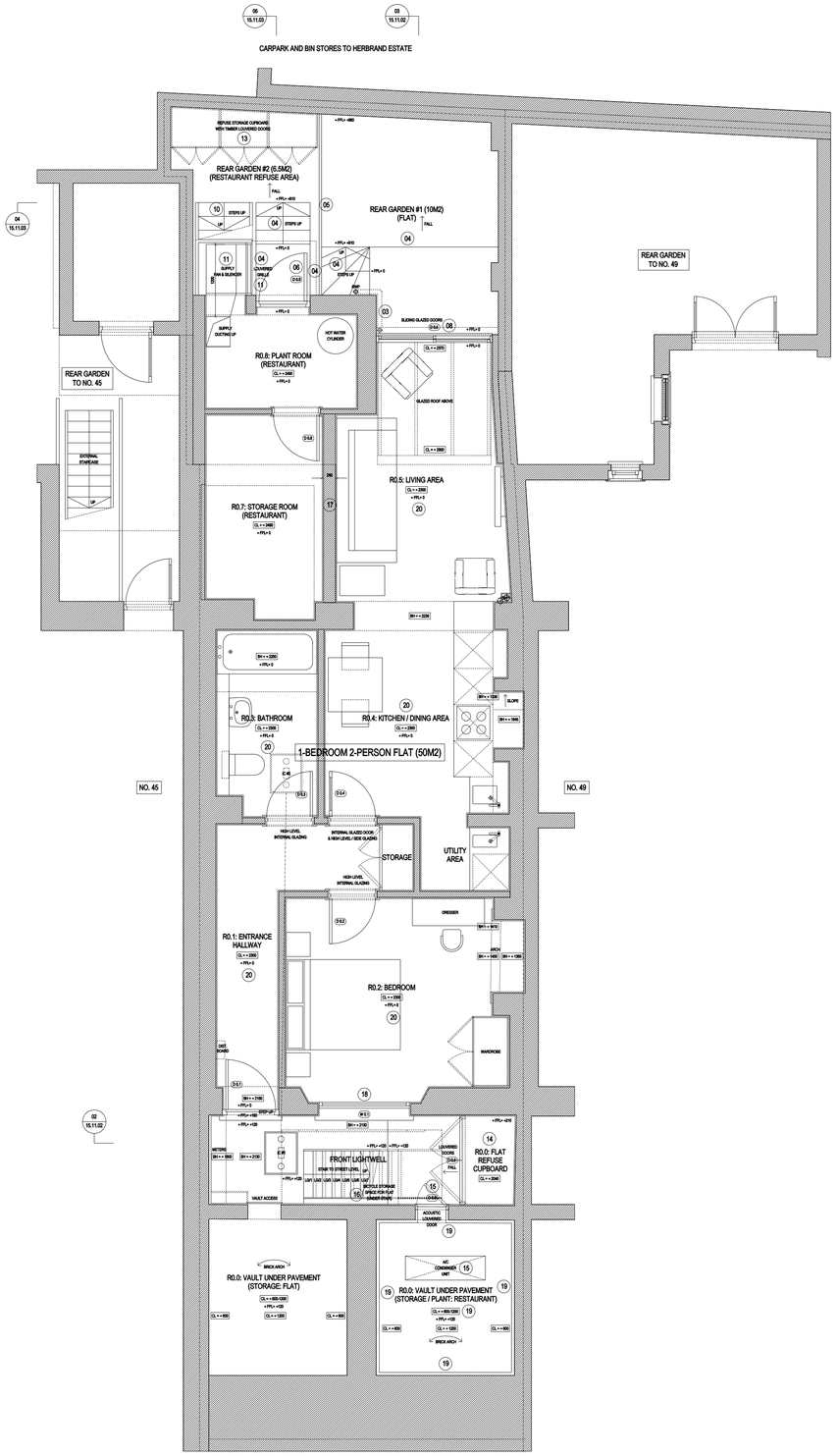

01 PROPOSED LOWER GROUND FLOOR: GENERAL ARRANGEMENT PLAN 01
Scale 1:50 (@A1 SIZE)

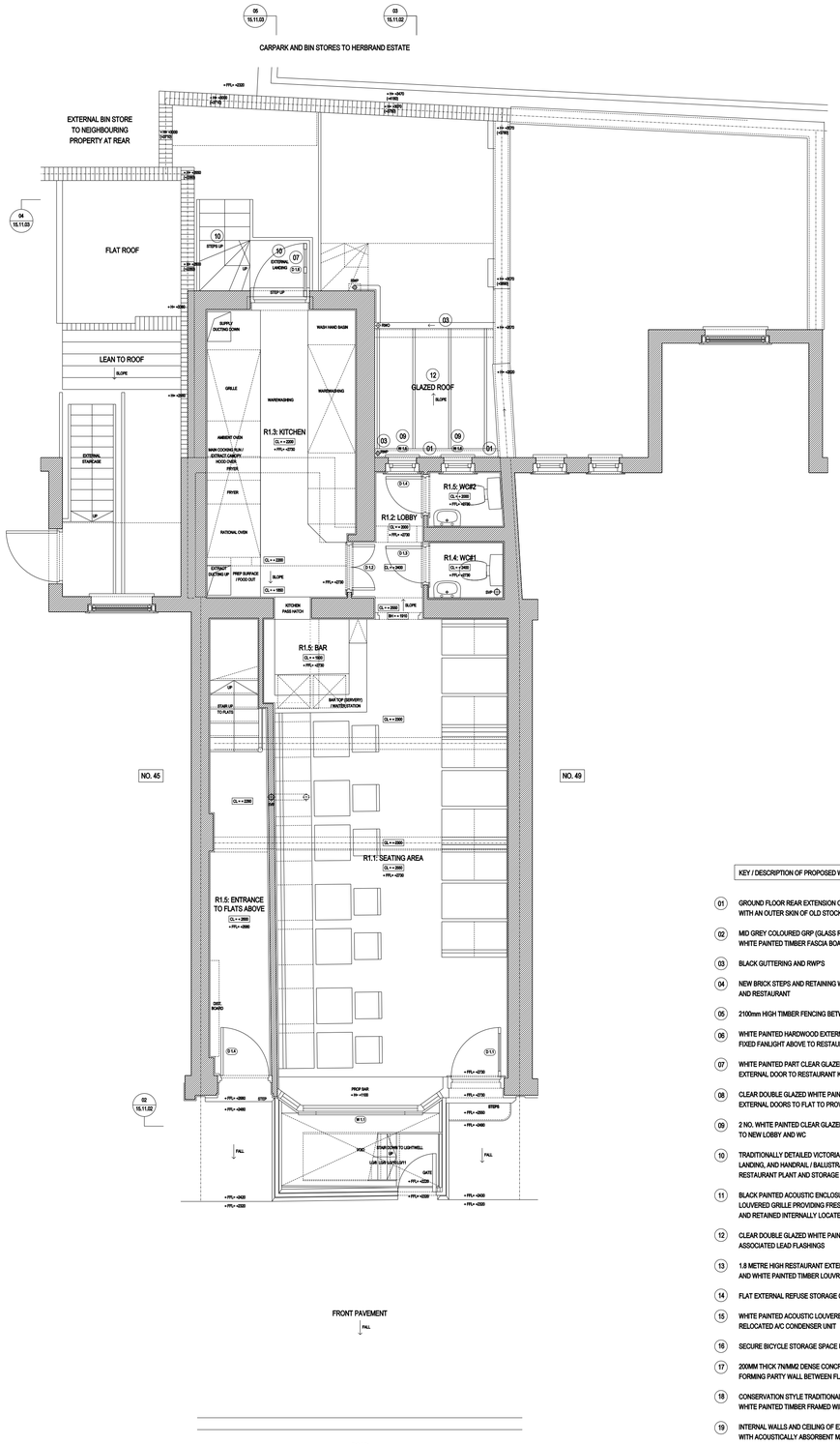

02 PROPOSED GROUND FLOOR: GENERAL ARRANGEMENT PLAN 02
Scale 1:50 (@A1 SIZE)

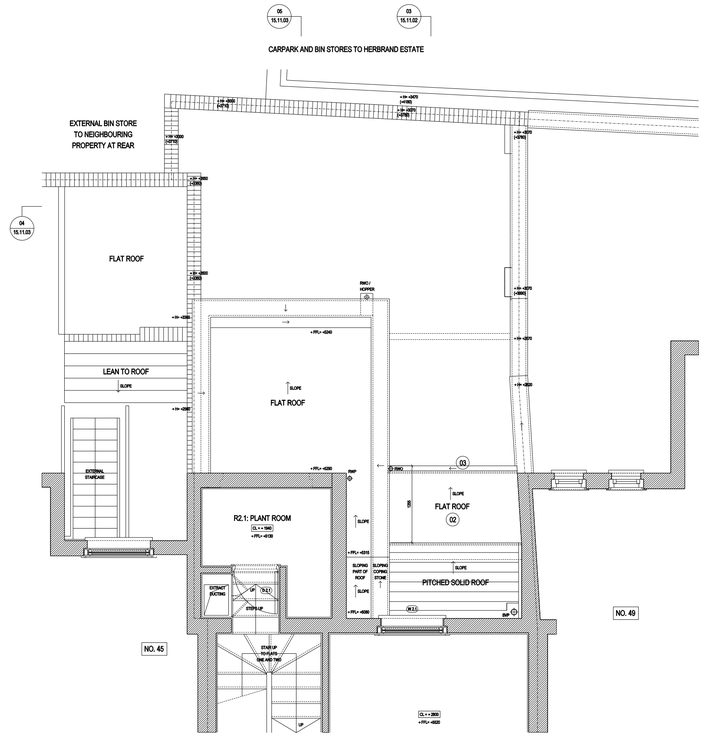

03 PROPOSED PART FIRST FLOOR: GENERAL ARRANGEMENT PLAN 03
Scale 1:50 (@A1 SIZE)

KEY / DESCRIPTION OF PROPOSED WORKS:

01 GROUND FLOOR REAR EXTENSION CONSTRUCTED OF NEW EXTERNAL INSULATED CAVITY WALLS WITH AN OUTER SKIN OF OLD STOCK BRICK WORK TO MATCH THE EXISTING EXTERNAL WALLS.

02 MID GREY COLOURED GRP (GLASS REINFORCED PLASTIC) FLAT ROOF WITH GRP EDGE UPSTANDS, WHITE PAINTED TIMBER FASCIA BOARDS, AND ASSOCIATED LEAD FLASHINGS

03 BLACK GUTTERING AND RWP'S

04 NEW BRICK STEPS AND RETAINING WALLS UP TO RETAINED REAR GARDENS FOR PROPOSED FLAT AND RESTAURANT

05 2100mm HIGH TIMBER FENCING BETWEEN PROPOSED FLAT AND RESTAURANT REAR GARDENS

06 WHITE PAINTED HARDWOOD EXTERNAL DOOR WITH WHITE PAINTED LOUVER AND CLEAR GLAZED FIXED FANLIGHT ABOVE TO RESTAURANT PLANT ROOM

07 WHITE PAINTED PART CLEAR GLAZED / PART SOLID TRADITIONALLY DETAILED HARDWOOD EXTERNAL DOOR TO RESTAURANT KITCHEN

08 CLEAR DOUBLE GLAZED WHITE PAINTED PPC ALUMINIUM FRAMED FIXED AND SLIDING EXTERNAL DOORS TO FLAT TO PROVIDE EXTERNAL ACCESS

09 2 NO. WHITE PAINTED CLEAR GLAZED OPENABLE TRADITIONALLY DETAILED HARDWOOD WINDOW TO NEW LOBBY AND WC

10 TRADITIONALLY DETAILED VICTORIAN STYLE BLACK PAINTED WROUGHT IRON STAIRCASE, LANDING, AND HANDRAIL / BALUSTRADING PROVIDING ACCESS FROM RESTAURANT KITCHEN TO RESTAURANT PLANT AND STORAGE ROOMS VIA REAR EXTERNAL GARDEN (REFUSE AREA)

11 BLACK PAINTED ACOUSTIC ENCLOSURE BELOW STAIR WITH BLACK PAINTED ALUMINIUM LOUVERED GRILLE PROVIDING FRESH SUPPLY AIR CONNECTED TO 1200MM LONG SILENCER AND RETAINED INTERNALLY LOCATED SUPPLY AIR FAN AND DUCTING

12 CLEAR DOUBLE GLAZED WHITE PAINTED PPC ALUMINIUM FRAMED GLAZED ROOF WITH ASSOCIATED LEAD FLASHINGS

13 1.8 METRE HIGH RESTAURANT EXTERNAL REFUSE STORAGE CONSTRUCTED OF FLAT FELT ROOF AND WHITE PAINTED TIMBER LOUVRED ACCESS DOORS

14 FLAT EXTERNAL REFUSE STORAGE CUPBOARD CONSISTING OF WHITE PAINTED TIMBER LOUVERED DOORS

15 WHITE PAINTED ACOUSTIC LOUVERED ACCESS DOOR TO UNDER PAVEMENT VAULT CONTAINING RELOCATED A/C CONDENSER UNIT

16 SECURE BICYCLE STORAGE SPACE UNDER STAIR (WALL MOUNTED METAL BRACKET) FOR FLAT

17 200MM THICK 7N/MM2 DENSE CONCRETE BLOCK WORK WALL WITH 20MM RENDER EITHER SIDE FORMING PARTY WALL BETWEEN FLAT AND RESTAURANT STORAGE ROOM

18 CONSERVATION STYLE TRADITIONALLY DETAILED CLEAR DOUBLE GLAZED FIXED / OPENABLE WHITE PAINTED TIMBER FRAMED WINDOW TO FRONT ELEVATION FLAT BEDROOM

19 INTERNAL WALLS AND CEILING OF EXISTING VAULT CONTAINING A/C CONDENSER UNIT LINED WITH ACOUSTICALLY ABSORBENT MATERIAL

20 2 NO. LAYERS OF ACOUSTIC PLASTERBOARD BELOW EXISTING TIMBER RESTAURANT FLOOR JOISTS WITH MINERAL QUALTING INSULATION BETWEEN AND BELOW JOISTS

rev	date	reason	by
	17.11.14	ISSUE FOR PLANNING & LB CONSENT	

seary architects
Unit 6: Masons Yard
177 Westbourne Street
Hove
East Sussex BN3 5FB
t: +44 (0) 1273 201 830
e: steve@searyarchitects.co.uk
w: www.searyarchitects.co.uk

project:	47 Marchmont Street, London, WC1N 1AP		
client:	Mr M Abomnes		
dwg title:	Proposed Lower Ground, Ground & Part First Floor: GA Plans		
dwg no:	15-11-01	rev:	
scale:	1:50 (@A1 SIZE)	date:	17.11.14
project no:	0411	status:	PLANNING & LB

SCALE BAR (METRES) - (1:50 SCALE @ A1 SIZE / 1:100 SCALE @ A3 SIZE)

© copyright seary architects