

GENERAL NOTES COVERING MINIMUM REQUIREMENTS FOR THE CONTRACTOR TO CARRY OUT:

[NOTE - ALL THE LOCATIONS SHOWN ARE APPROXIMATE ONLY AND ARE TO BE CONFIRMED ON SITE]

SITE INVESTIGATION:




1. 3 BOREHOLES TO BE CARRIED OUT TO CONFIRM THE LOCAL GROUND CONDITIONS (MARKED AS BH ON PLANS). ALLOW 25m DEEP, WITH SPT TESTS AT 1.5m CENTRES THROUGHOUT THE FULL DEPTH OF THE BOREHOLE AND U-100 TESTS AT 1.5m CENTRES IN LONDON CLAY.
2. 10 TRIAL PITS TO BE DUG TO CONFIRM THE FORM AND DEPTH OF THE EXISTING FOUNDATIONS (MARKED AS TP ON PLANS). ALLOW FOR 1m x 1m AND 1m DEEP. SEE DETAIL. 1 ON DRAWING 1492/10/SIO2 FOR INFORMATION ON THE TRIAL PITS.
3. ALLOW FOR 7m OF 50mm DIAMETER CORE DRILLING FOLLOWING SITE VISIT FROM STRUCTURAL ENGINEER.
4. WINDOW SAMPLES ARE TO BE CARRIED OUT TO CONFIRM THE LOCAL GROUND CONDITIONS. ALLOW FOR 12No. WITH 5m DEPTH, OR A FULL DAYS WINDOW SAMPLING. (MARKED AS WY PLANS).

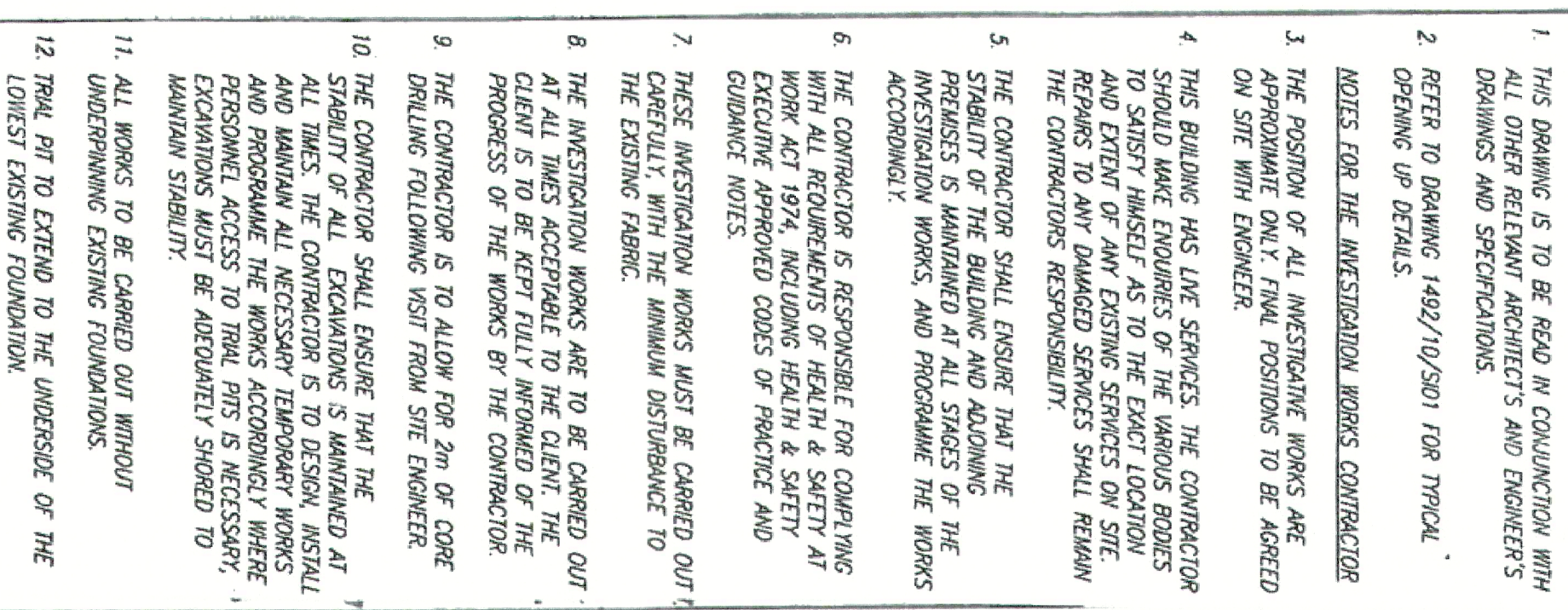
GENERAL NOTES COVERING MINIMUM REQUIREMENTS FOR THE CONTRACTOR TO CARRY OUT:

[NOTE - ALL THE LOCATIONS SHOWN ARE APPROXIMATE ONLY AND ARE TO BE CONFIRMED ON SITE]

SITE INVESTIGATION:

1. 3 BOREHOLES TO BE CARRIED OUT TO CONFIRM THE LOCAL GROUND CONDITIONS (MARKED AS BH ON PLANS). ALLOW 25m DEEP, WITH SPT TESTS AT 1.5m CENTRES THROUGHOUT THE FULL DEPTH OF THE BOREHOLE AND U-100 TESTS AT 1.5m CENTRES IN LONDON CLAY.
2. 10 TRIAL PITS TO BE DUG TO CONFIRM THE FORM AND DEPTH OF THE EXISTING FOUNDATIONS (MARKED AS TP ON PLANS). ALLOW FOR 1m x 1m AND 1m DEEP. SEE DETAIL. 1 ON DRAWING 1492/10/SIO2 FOR INFORMATION ON THE TRIAL PITS.
3. ALLOW FOR 7m OF 50mm DIAMETER CORE DRILLING FOLLOWING SITE VISIT FROM STRUCTURAL ENGINEER.
4. WINDOW SAMPLES ARE TO BE CARRIED OUT TO CONFIRM THE LOCAL GROUND CONDITIONS. ALLOW FOR 12No. WITH 5m DEPTH, OR A FULL DAYS WINDOW SAMPLING. (MARKED AS WY PLANS).

1. 3 BOREHOLES TO BE CARRIED OUT TO CONFIRM THE LOCAL GROUND CONDITIONS (MARKED AS  ON PLANS). ALLOW 25m DEEP, WITH SPT TESTS AT 1.5m CENTRES THROUGHOUT THE FULL DEPTH OF THE BOREHOLE AND U100 TESTS AT 1.5m CENTRES IN LONDON CLAY.
2. 10 TRIAL PITS TO BE DUG TO CONFIRM THE FORM AND DEPTH OF THE EXISTING FOUNDATIONS (MARKED AS  ON PLANS). ALLOW FOR 1m x 1m AND 1m DEEP. SEE DETAIL 1 ON DRAWING 1492/10/5102 FOR INFORMATION ON THE TRIAL PITS.
3. ALLOW FOR 2m OF 50mm DIAMETER CORE DRILLING FOLLOWING SITE VISIT FROM STRUCTURAL ENGINEER.
4. WINDOW SAMPLES ARE TO BE CARRIED OUT TO CONFIRM THE LOCAL GROUND CONDITIONS. ALLOW FOR 12No. WITH 5m DEPTH, OR A FULL DAYS WINDOW SAMPLING. (MARKED AS  PLANS).



7p = TRIAC PIT
 ϕ_{gm} = BORE HOLE
 ϕ_2 = BLINDING SAMPLE

-	26.11%	ISSUED FOR TENDER	DP
---	--------	-------------------	----

EXISTING STRUCTURE
ROOF AND GROUND FLOOR PLAN

75 Concorde Street London EC1M 6EL
tel 020 7260 1555
email aba@alanbaxter.co.uk
www.alanbaxter.co.uk

1492/10/S161