

Do not scale drawings

All dimensions are in millimetres unless stated otherwise

Use figured dimensions only and report any discrepancies in writing to the architect

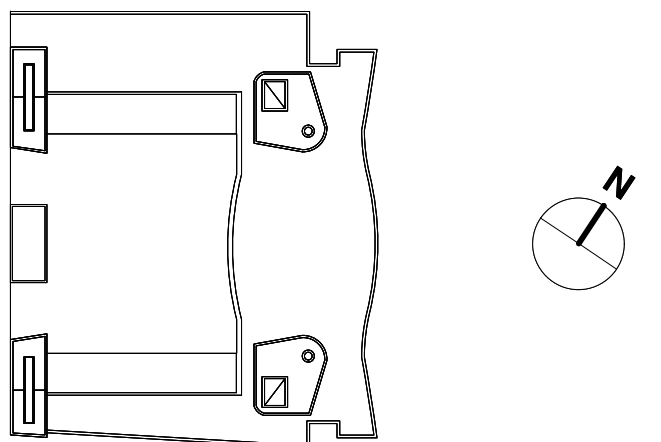
Room key

- 1 Rooftop plant pavillion
- 2 Stair core
- 3 Roof
- 4 5th floor below
- 5 Existing chiller
- 6 Existing pipework

Specific key and notes

- A Rainscreen protection removed
- B Original roof refurbished
- C Existing upstand used to support columns on North side
- D New upstands to support columns and struts on South side
- E 6th floor balcony below roof refurbished to create usable outdoor space for offices. Base supported glass balustrades
- F Top of Memorial Wall - ETFE roof sails over but does not touch wall
- G Existing chiller unaffected
- H Struts tie structure back to existing frame
- I ETFE inflation unit

Key Pan and North Point



P1	Planning	LS	10/12/14
Rev	Description	Approved	Date

TUC Congress House
Courtyard
Proposed Level 07 Plan

Status: Planning
Scale: 1:100 @ A1, 1:200 @ A3
December 2014

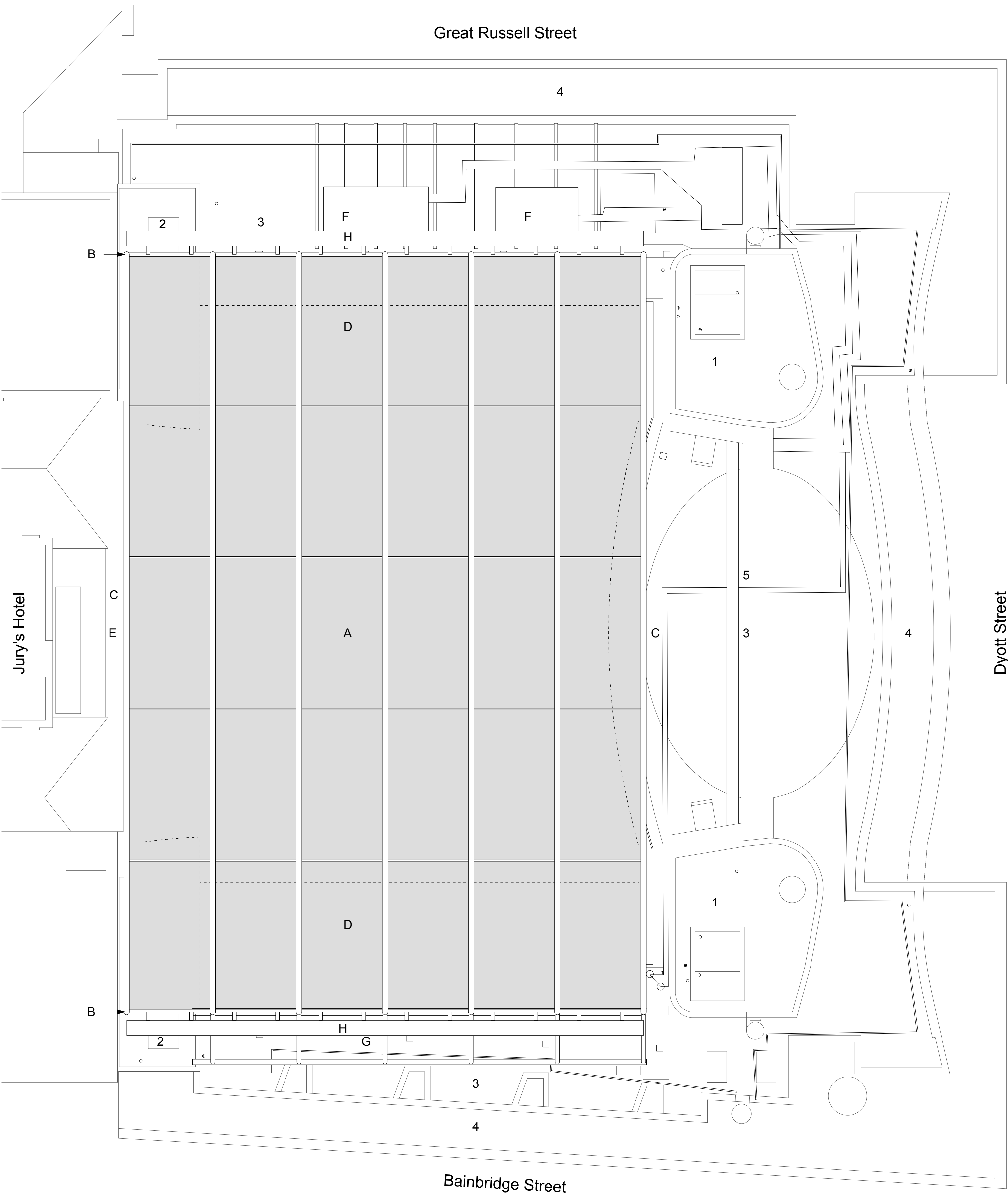
Draw N° P1017_Rev. P1

Drawn by LS	Authorised by HB	Size A1
-------------	------------------	---------

HUGHBROUGHTONARCHITECTS

41a Beavor Lane London W6 9BL
T 020 8735 9959 F 020 8563 3891 E info@hbarchitects.co.uk
© Hugh Broughton Architects Ltd

Proposed Level 07 Plan



Proposed Roof Plan

Do not scale drawings

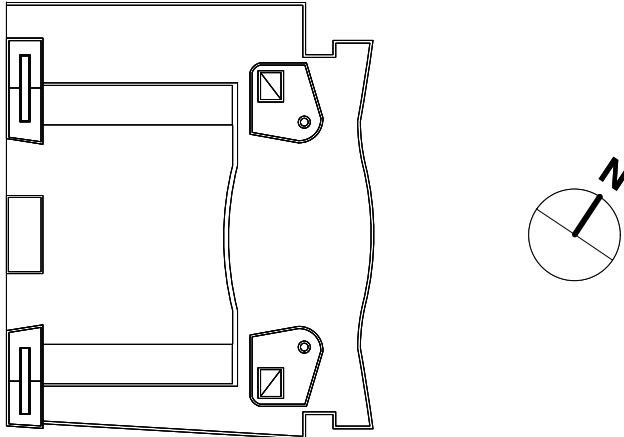
All dimensions are in millimetres unless stated otherwise

Use figured dimensions only and report any discrepancies in writing to the architect

- Room key**
- 1 Rooftop plant pavilion
 - 2 Stair core
 - 3 Roof
 - 4 5th floor below
 - 5 Existing pipework

- Specific key and notes**
- A Inflated ETFE cushions supported on lightweight steel structure
 - B Vertical steel support structure on line of existing structure below
 - C Partially louvred screen within East and West trusses reduces risk of wind blown rain ingress
 - D 6th floor balcony below roof refurbished to create usable outdoor space for offices. Base supported glass balustrades
 - E Top of Memorial Wall - ETFE roof sails over but does not touch wall
 - F Existing chiller unaffected
 - G Struts tie structure to roof
 - H 600mm wide perforated steel access platform with integrated mansafe fixing system

Key Pan and North Point



P1	Planning	LS	10/12/14
Rev	Description	Approved	Date

TUC Congress House
Courtyard
Proposed Roof Plan

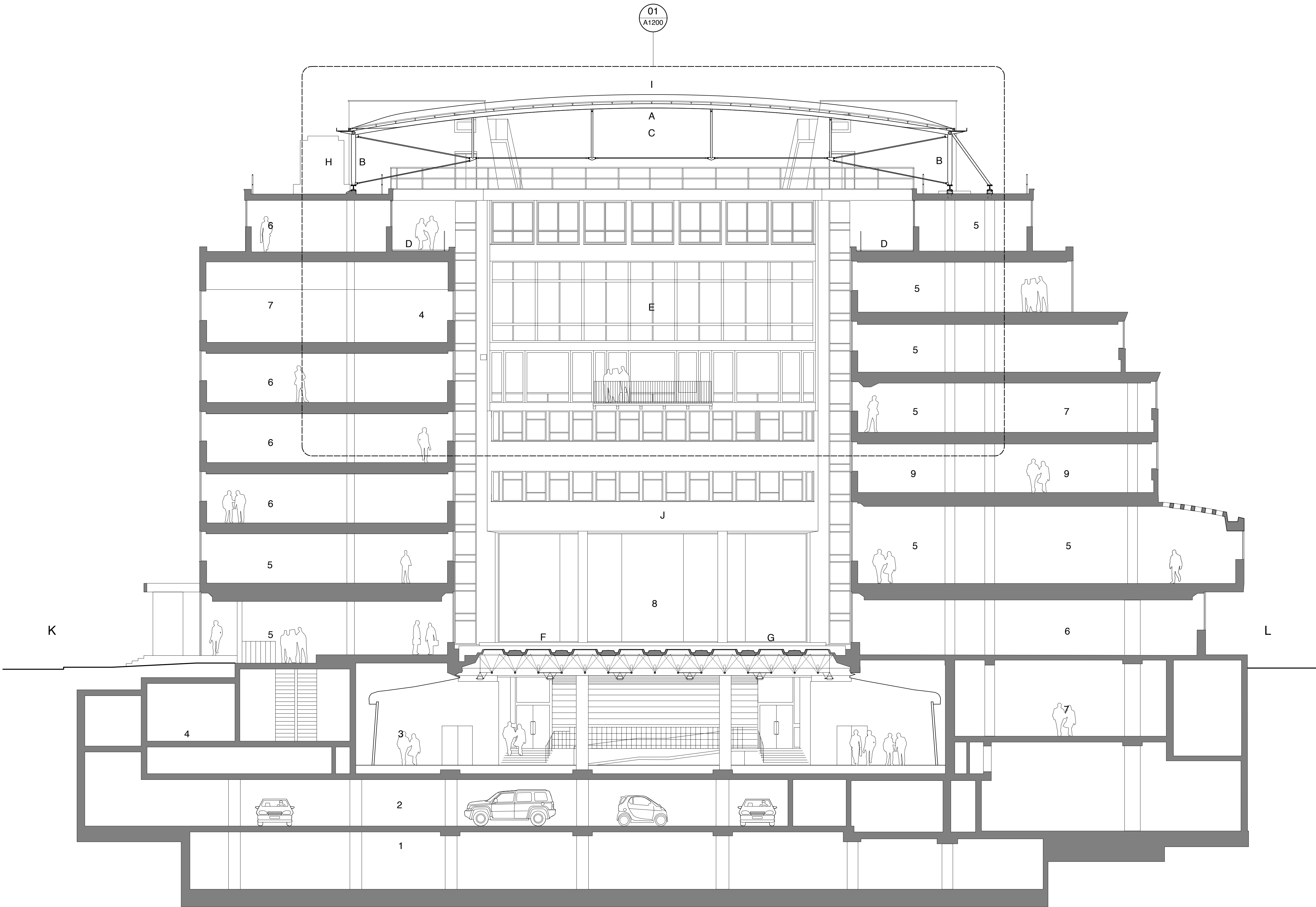
Status: Planning
Scale: 1:100 @ A1, 1:200 @ A3
December 2014

Draw N° P1018_Rev. P1

Drawn by LS	Authorised by HB	Size A1
-------------	------------------	---------

HUGHBROUGHTONARCHITECTS

41a Beavor Lane London W6 9BL
T 020 8735 9959 F 020 8563 3891 E info@hbarchitects.co.uk
© Hugh Broughton Architects Ltd



Proposed Section AA

Do not scale drawings

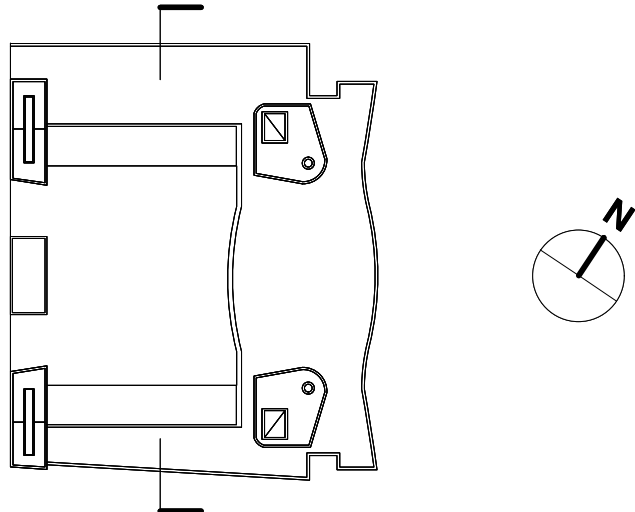
All dimensions are in millimetres unless stated otherwise

Use figured dimensions only and report any discrepancies in writing to the architect

- Room key**
- 1 Sub-basement stores
 - 2 Car park
 - 3 Conference Hall
 - 4 Toilets
 - 5 Tenants office
 - 6 TUC office
 - 7 Meeting room
 - 8 Marble Hall
 - 9 Invasion

- Specific key and notes**
- A Inflated ETFE cushions supported on lightweight steel structure
 - B Vertical steel support structure on line of existing structure below
 - C Partially louvred screen (not shown for clarity) reduces risk of wind blown rain ingress
 - D 6th floor balcony below roof refurbished to create usable outdoor space for offices. Base supported glass balustrades
 - E Metal mesh removed from West facade of Council Chamber and timber frame refurbished
 - F Glass rainscreen removed
 - G Original hexagonal roof revealed - minimal refurbishment required
 - H Existing chiller unaffected
 - I ETFE roof incorporates dot matrix to reduce solar gain and to allow removal of mesh to West facade of Council Chamber
 - J Courtyard elevations cleaned throughout
 - K Great Russell Street
 - L Bainbridge Street

Key Pan and North Point



P1	Planning	LS	10/12/14
Rev	Description	Approved	Date

TUC Congress House
Courtyard
Proposed Section AA

Status: Planning
Scale: 1:100 @ A1, 1:200 @ A3
December 2014

Draw N° P1020_Rev. P1

Drawn by LS	Authorised by HB	Size A1
-------------	------------------	---------

HUGHBROUGHTONARCHITECTS

41a Beavor Lane London W6 9BL
T 020 8735 9959 F 020 8563 3891 E info@hbarchitects.co.uk
© Hugh Broughton Architects Ltd

All dimensions are in millimetres unless stated otherwise

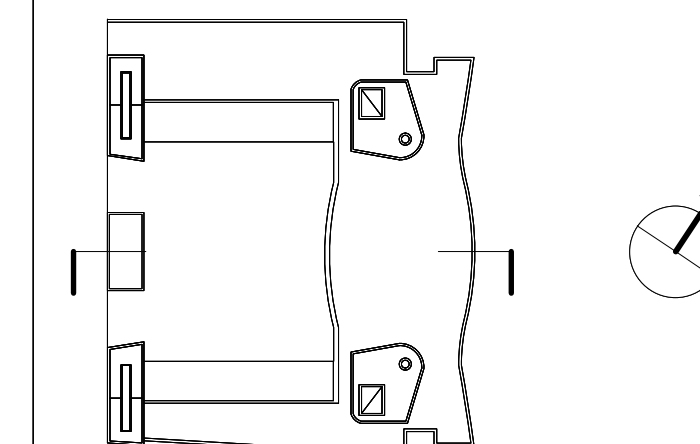
Room key

- 1 Conference Hall
- 2 Marble Hall
- 3 Council Chamber
- 4 Memorial Wall
with 'Pieta' by Sir Jacob Epstein
- 5 Offices
- 6 Plant
- 7 Car park
- 8 Maintenance office
(formerly Projectionist's booth)
- 9 Rooftop plant pavilion
- 10 Jury's Hotel
(former YWCA by Sir Edwin Lutyens,
1930-32)

Specific key and notes

- A Inflated ETFE cushions supported on lightweight steel structure
- B Vertical steel support structure on line of existing structure below
- C Partially louvred screen reduces risk of wind blown rain ingress.
- D 6th floor balcony below roof refurbished to create usable outdoor space for offices. Base supported glass balustrades
- E Metal mesh removed from West facade of Council Chamber
- F Epstein sculpture protected by new roof and cleaned. Uplighting with new fittings in existing location
- G Glass rainscreen removed - original hexagonal roof revealed minimal refurbishment required
- H Top of Memorial Wall - ETFE roof sails over but does not touch wall
- I ETFE roof incorporates dot matrix to reduce solar gain and to allow removal of mesh to West facade of Council Chamber

Key Pan and North Point



P1	Planning	LS	10/12/14
----	----------	----	----------

Rev	Description	Approved	Date
-----	-------------	----------	------

TUC Congress House
Courtyard
Proposed Section BB

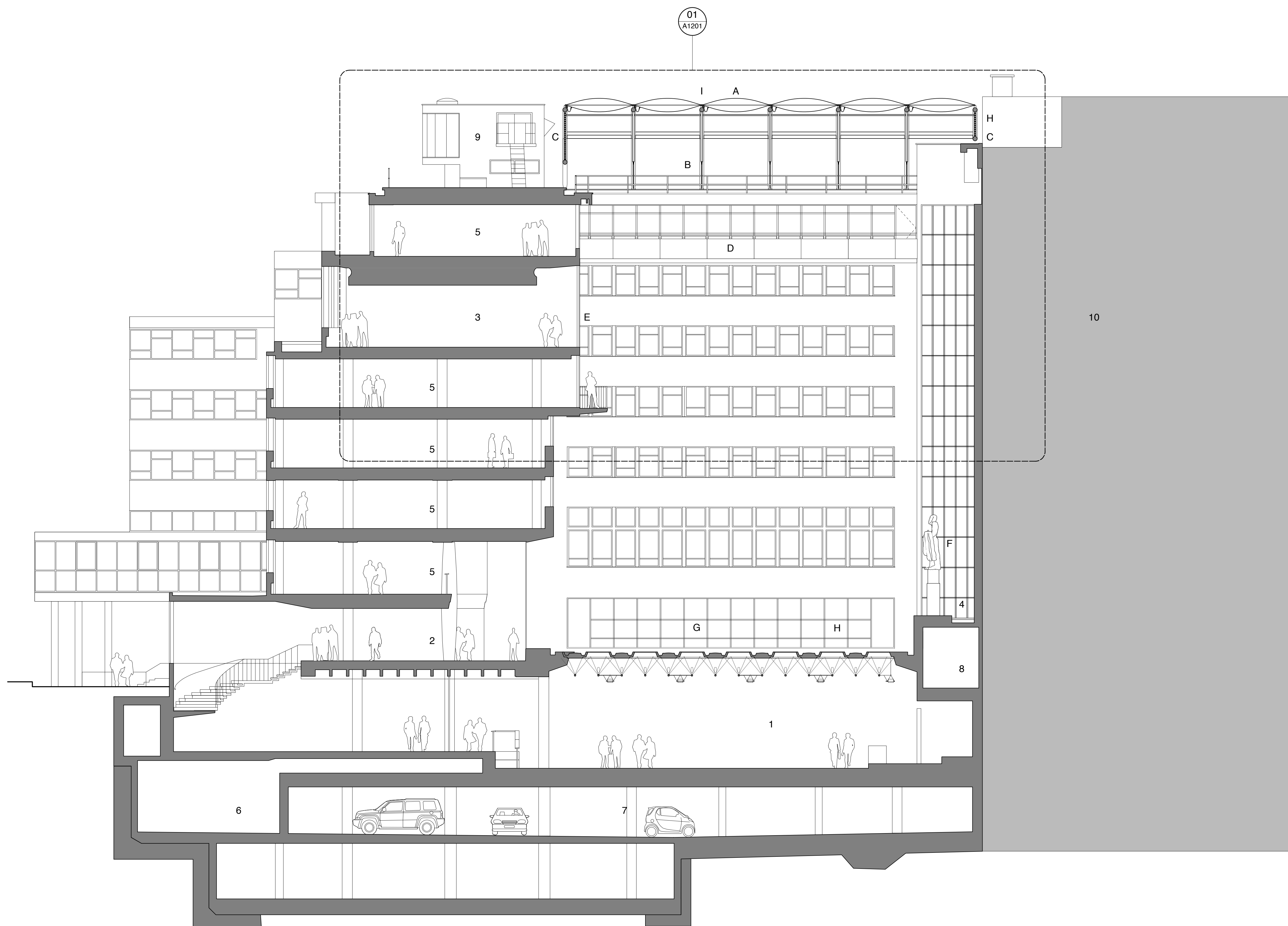
Status: Planning
Scale: 1:100 @ A1, 1:200 @ A3
December 2014

Draw N° P1021_Rev. P1

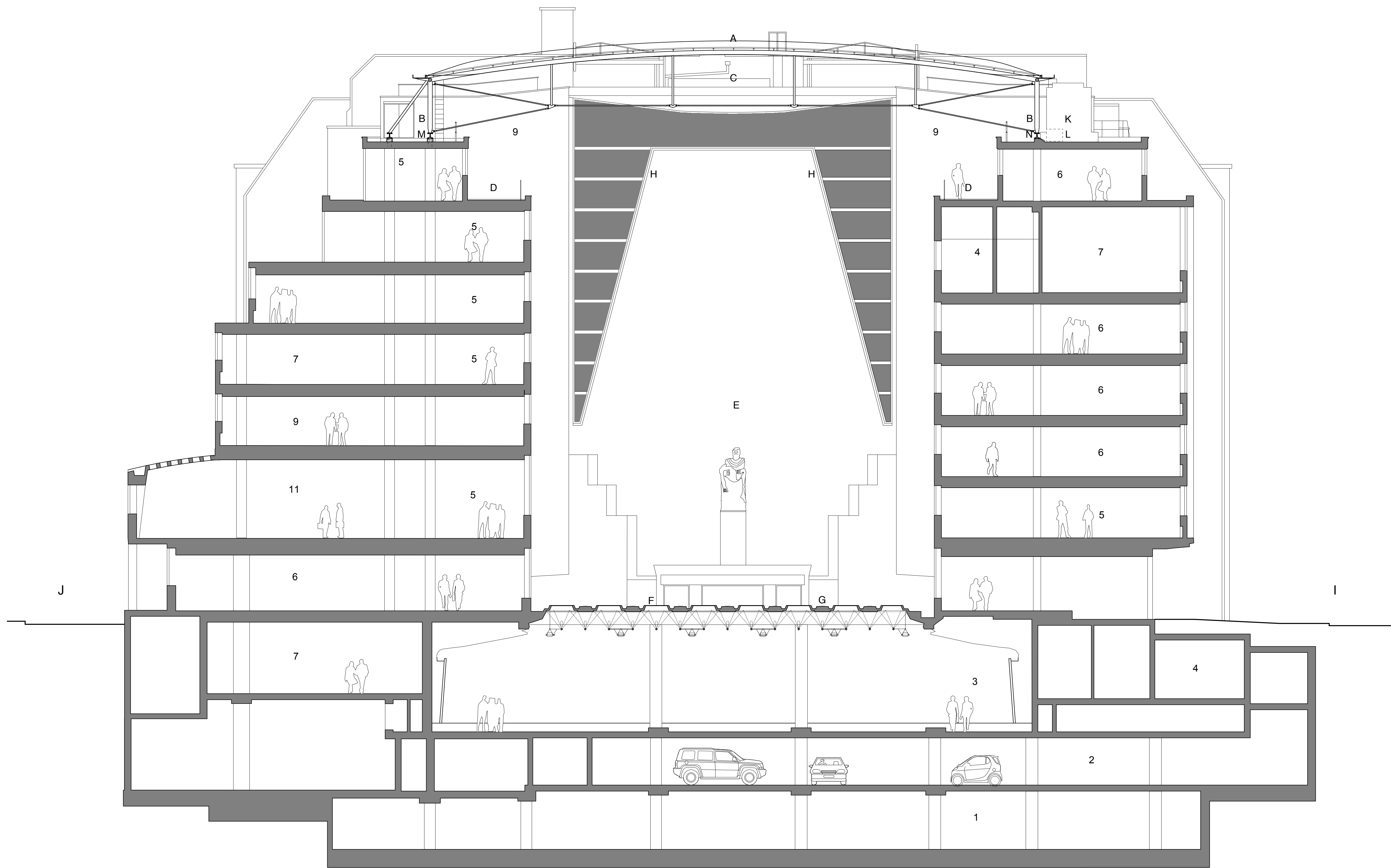
Drawn by LS	Authorised by HB	Size A1
-------------	------------------	---------

HUGHBROUGHTONARCHITECTS

41a Beavor Lane London W6 9BL
T 020 8735 9959 F 020 8563 3891 E info@hbarchitects.co.uk
© Hugh Broughton Architects Ltd



Proposed Section BB



Proposed Section CC

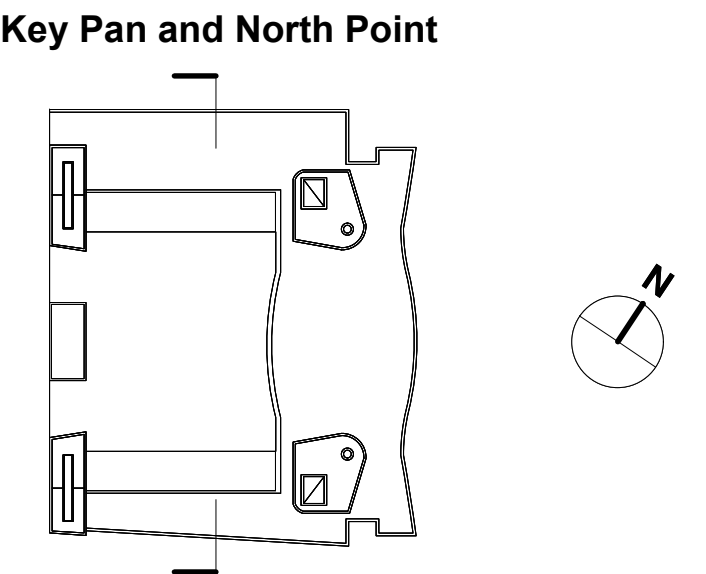
Do not scale drawings

All dimensions are in millimetres unless stated otherwise

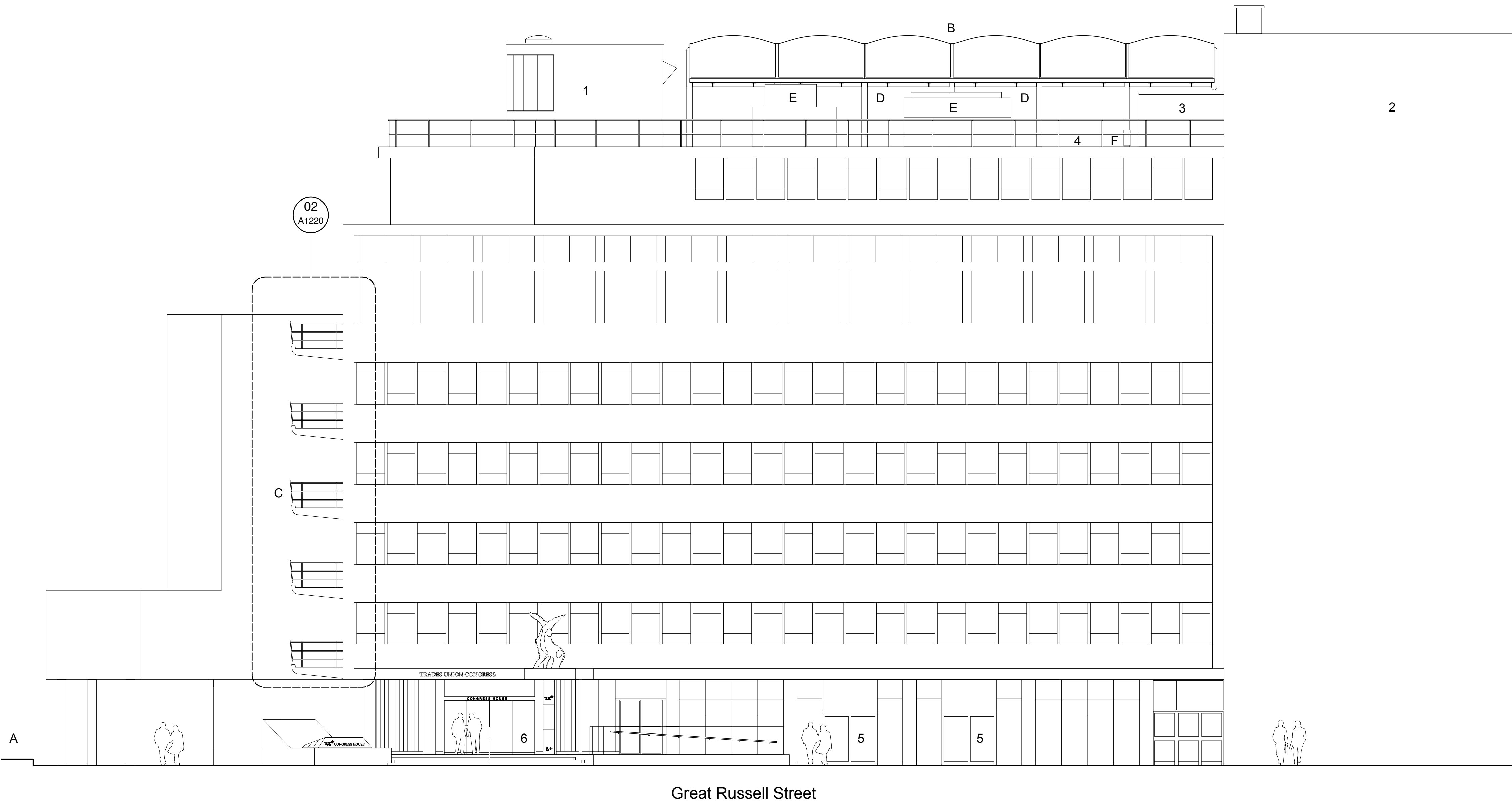
Use figured dimensions only and report any discrepancies in writing to the architect

- Room key**
- 1 Sub-basement stores
 - 2 Car park
 - 3 Conference Hall
 - 4 Toilets
 - 5 Tenants office
 - 6 TUC office
 - 7 Meeting room
 - 8 Invision
 - 9 Stair core

- Specific key and notes**
- A Inflated ETFE cushions supported on lightweight steel structure
 - B Vertical steel support structure on line of existing structure below
 - C Top of Memorial Wall - ETFE roof sails over but does not touch wall
 - D 6th floor balcony below roof refurbished to create usable outdoor space for offices. Base supported glass balustrades
 - E Memorial Wall with 'The Group' By Sir Jacop Epstein - protected from rainfall by the oversailing ETFE roof
 - F Glass rainscreen removed
 - G Original hexagonal roof revealed - minimal refurbishment required
 - H Vertical glass tubes set into the Memorial Wall create a transparency between the courtyard of the TUC and the atrium of the building behind
 - I Great Russell Street
 - J Bainbridge Street
 - K Existing chiller unaffected
 - L ETFE inflation unit beyond shown dashed
 - M New upstands to recieve vertical structure
 - N Existing upstand to recieve vertical structure



P1	Planning	LS	10/12/14
Rev	Description	Approved	Date
TUC Congress House			
Courtyard			
Proposed Section CC			
Status: Planning			
Scale: 1:100 @ A1, 1:200 @ A3			
December 2014			
Draw N° P1022_Rev. P1			
Drawn by	LS	Authorised by	HB
Size	A1		
HUGHBROUGHTONARCHITECTS			
41a Beavor Lane London W6 9BL			
T 020 8735 9959 F 020 8563 3891 E info@hbarchitects.co.uk			
© Hugh Broughton Architects Ltd			



Proposed North Elevation

Do not scale drawings

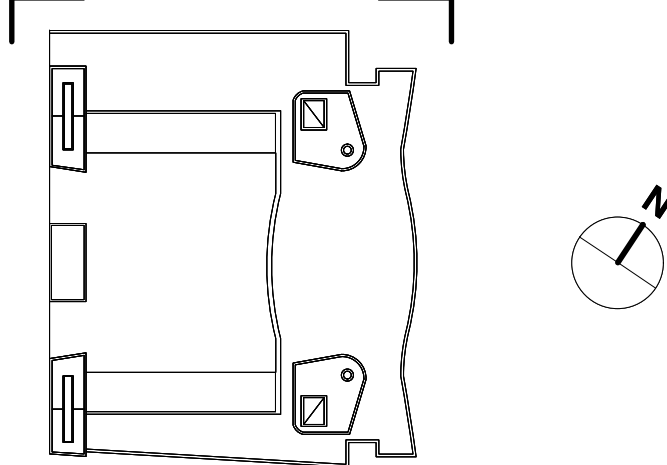
All dimensions are in millimetres unless stated otherwise

Use figured dimensions only and report any discrepancies in writing to the architect

- Room key**
- 1 Rooftop plant pavillion
 - 2 Jury's Hotel (former YWCA by Sir Edwin Lutyens, 1930-32)
 - 3 Stair Core
 - 4 Roof level
 - 5 Entrance to Congress Centre Reception
 - 6 Entrance to Main Reception

- Specific key and notes**
- A Dyott Street
 - B Inflated ETFE cushions supported on lightweight steel structure
 - C Proposed balconies with penny bronze steel finish ballustrades and glass panels
 - D Vertical steel support structure on line of existing structure below
 - E Existing chiller unaffected
 - F ETFE inflation unit

Key Pan and North Point



P1	Planning	LS	10/12/14
Rev	Description	Approved	Date

TUC Congress House

Courtyard

Proposed North Elevation

Status: Planning

Scale: 1:100 @ A1, 1:200 @ A3

December 2014

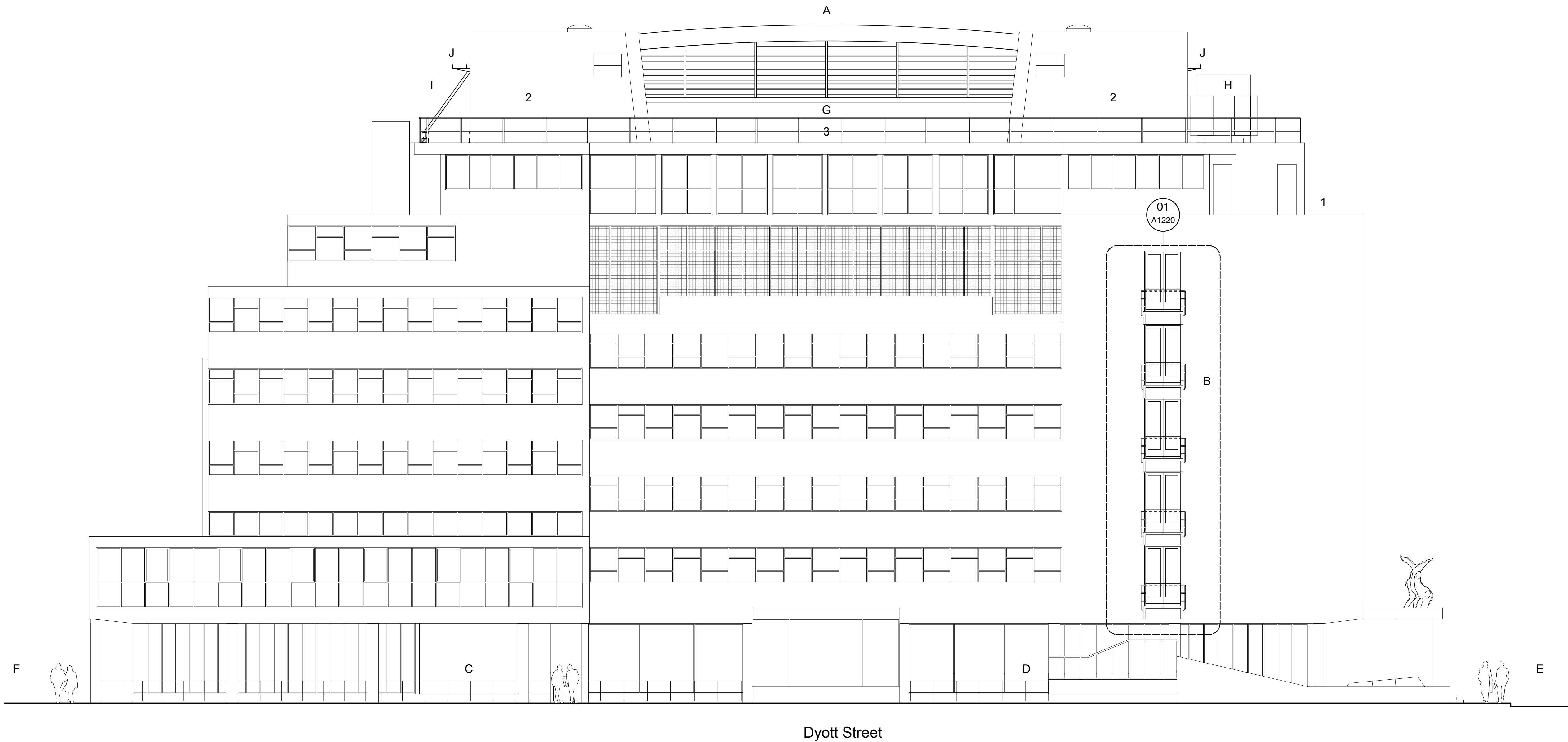
Draw N° P1030_Rev. P1		
Drawn by LS	Authorised by HB	Size A1

HUGHBROUGHTONARCHITECTS

41a Beavor Lane London W6 9BL

T 020 8735 9959 F 020 8563 3891 E info@hbachitects.co.uk

© Hugh Broughton Architects Ltd



Proposed East Elevation

Do not scale drawings

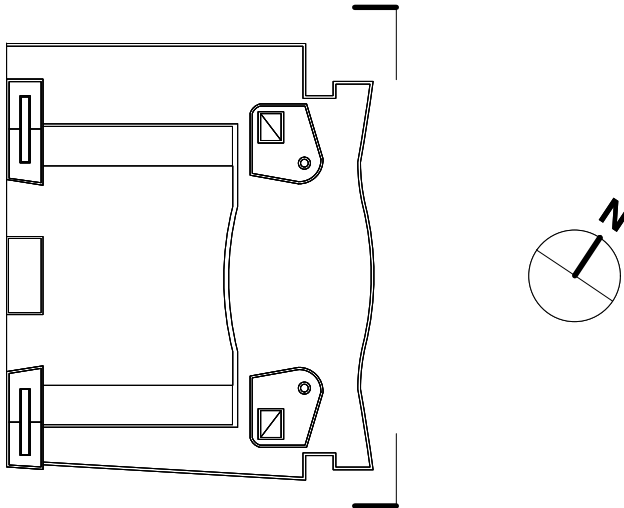
All dimensions are in millimetres unless stated otherwise

Use figured dimensions only and report any discrepancies in writing to the architect

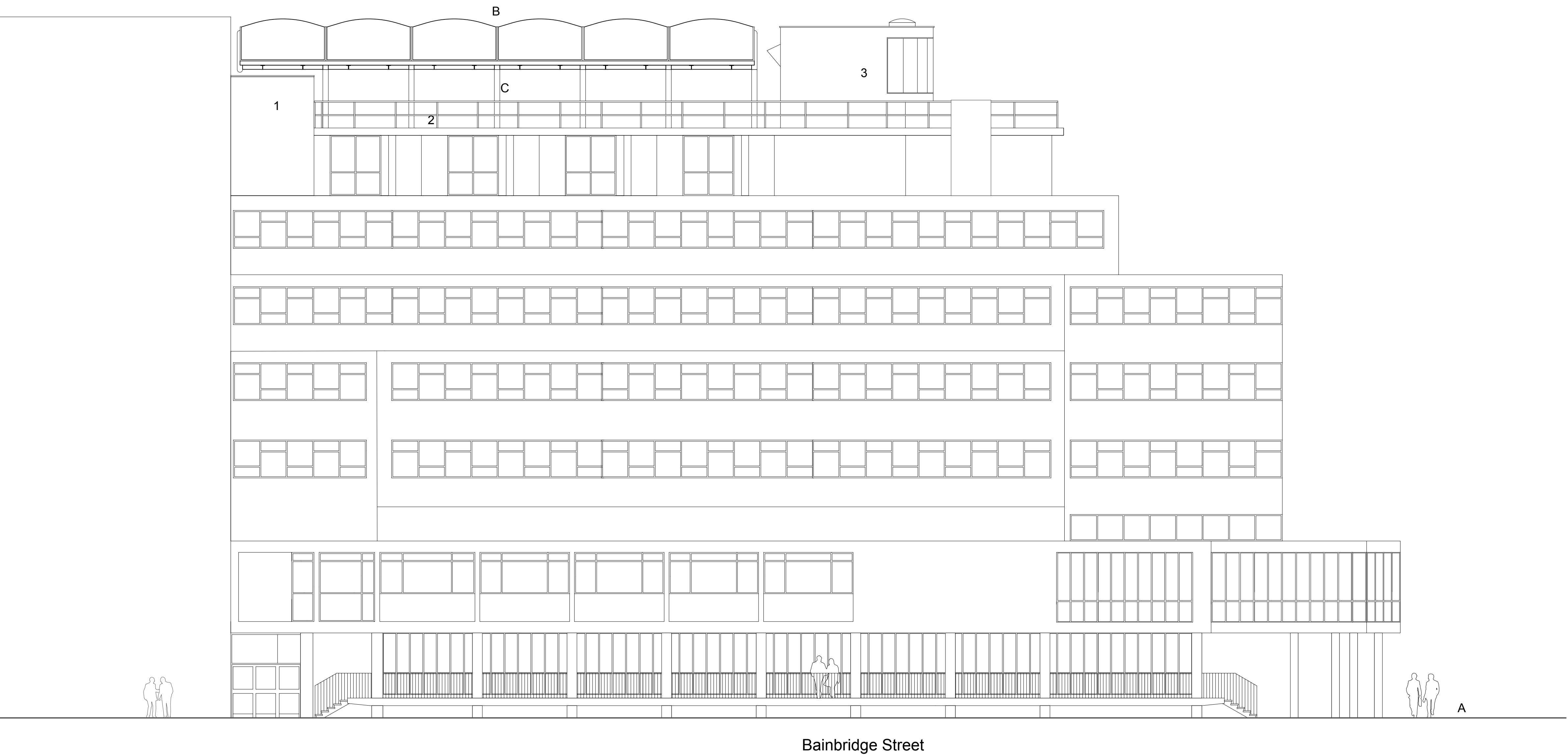
- Room key**
- 1 Level five rooftop terrace
 - 2 Rooftop plant pavillion
 - 3 Roof level

- Specific key and notes**
- A Inflated ETFE cushions supported on lightweight steel structure
 - B Proposed balconies with penny bronze finished steel ballustrades and glass panels
 - C Ramp from car park
 - D Entrance ramp to car park
 - E Great Russell Street
 - F Bainbridge Street
 - G Partially louvred screen reduces risk of wind blown rain ingress.
 - H Existing chiller unaffected
 - I Bracing strut on new upstand. See detail drawing P1211
 - J Suspended access walkway with mansafe harness fixing system

Key Pan and North Point



P1	Planning	LS	10/12/14
Rev	Description	Approved	Date
TUC Congress House Courtyard Proposed East Elevation			
Status: Planning Scale: 1:100 @ A1, 1:200 @ A3 December 2014			
Draw N° P1031_Rev. P1			
Drawn by LS	Authorised by HB	Size	A1
HUGHBROUGHTONARCHITECTS			
41a Beavor Lane London W6 9BL T 020 8735 9959 F 020 8563 3891 E info@hbarchitects.co.uk © Hugh Broughton Architects Ltd			



Proposed South Elevation

Do not scale drawings

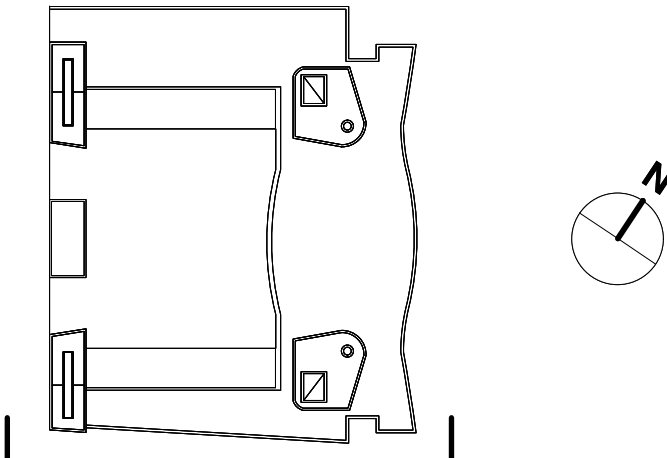
All dimensions are in millimetres unless stated otherwise

Use figured dimensions only and report any discrepancies in writing to the architect

- Room key**
- 1 Stair core
 - 2 Roof level
 - 3 Rooftop plant pavillion

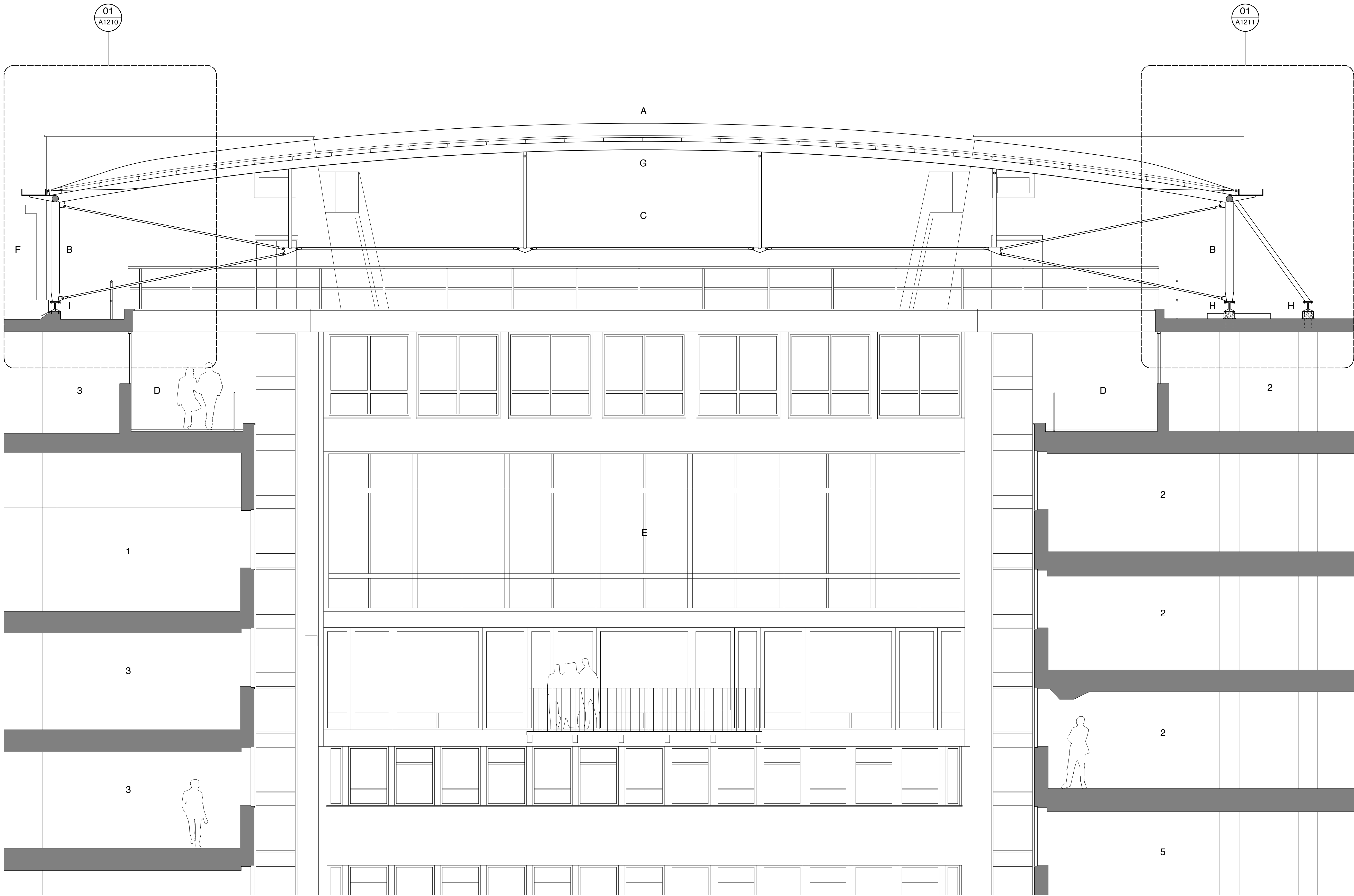
- Specific key and notes**
- A Dyott Street
 - B Inflated ETFE cushions supported on lightweight steel structure
 - C Vertical steel support structure on line of existing structure below

Key Pan and North Point



P1	Planning	LS	10/12/14
Rev	Description	Approved	Date
TUC Congress House			
Courtyard			
Proposed South Elevation			
Status: Planning			
Scale: 1:100 @ A1, 1:200 @ A3			
December 2014			

Draw N° P1032_Rev. P1			
Drawn by LS	Authorised by HB	Size	A1
HUGHBROUGHTONARCHITECTS			
41a Beavor Lane London W6 9BL			
T 020 8735 9959 F 020 8563 3891 E info@hbarchitects.co.uk			
© Hugh Broughton Architects Ltd			



Do not scale drawings

All dimensions are in millimetres unless stated otherwise

Use figured dimensions only and report any discrepancies in writing to the architect

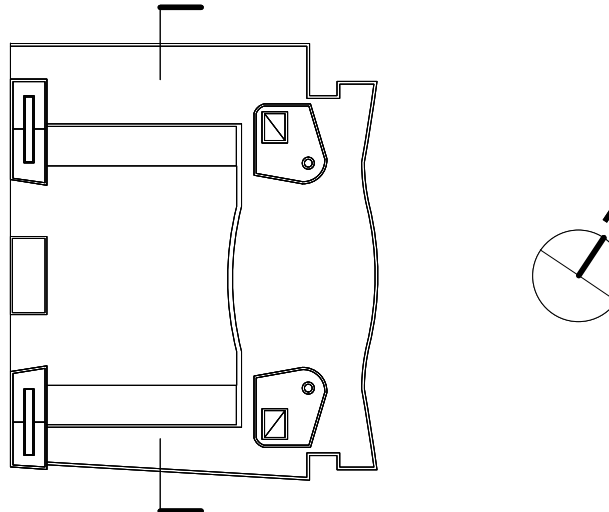
Room key

- 1 Toilets
- 2 Tenants office
- 3 TUC office
- 4 Meeting room
- 5 Invision

Specific key and notes

- A Inflated ETFE cushions supported on lightweight steel structure
- B Vertical steel support structure on line of existing structure below
- C Partially louvred screen (not shown for clarity - refer to P1031 for extent) reduces risk of wind blown rain ingress
- D 6th floor balcony below roof refurbished to create usable outdoor space for offices. Base supported glass balustrades
- E Metal mesh removed from West facade of Council Chamber
- F Existing chiller unaffected
- G ETFE roof incorporates dot matrix pattern to reduce solar gain and to allow removal of mesh to West facade of Council Chamber
- H New upstand beam
- I Existing upstand beam

Key Pan and North Point



P1	Planning	LS	10/12/14
Rev	Description	Approved	Date

TUC Congress House
Courtyard
Proposed Detail Section AA

Status: Planning
Scale: 1:50 @ A1, 1:100 @ A3
December 2014

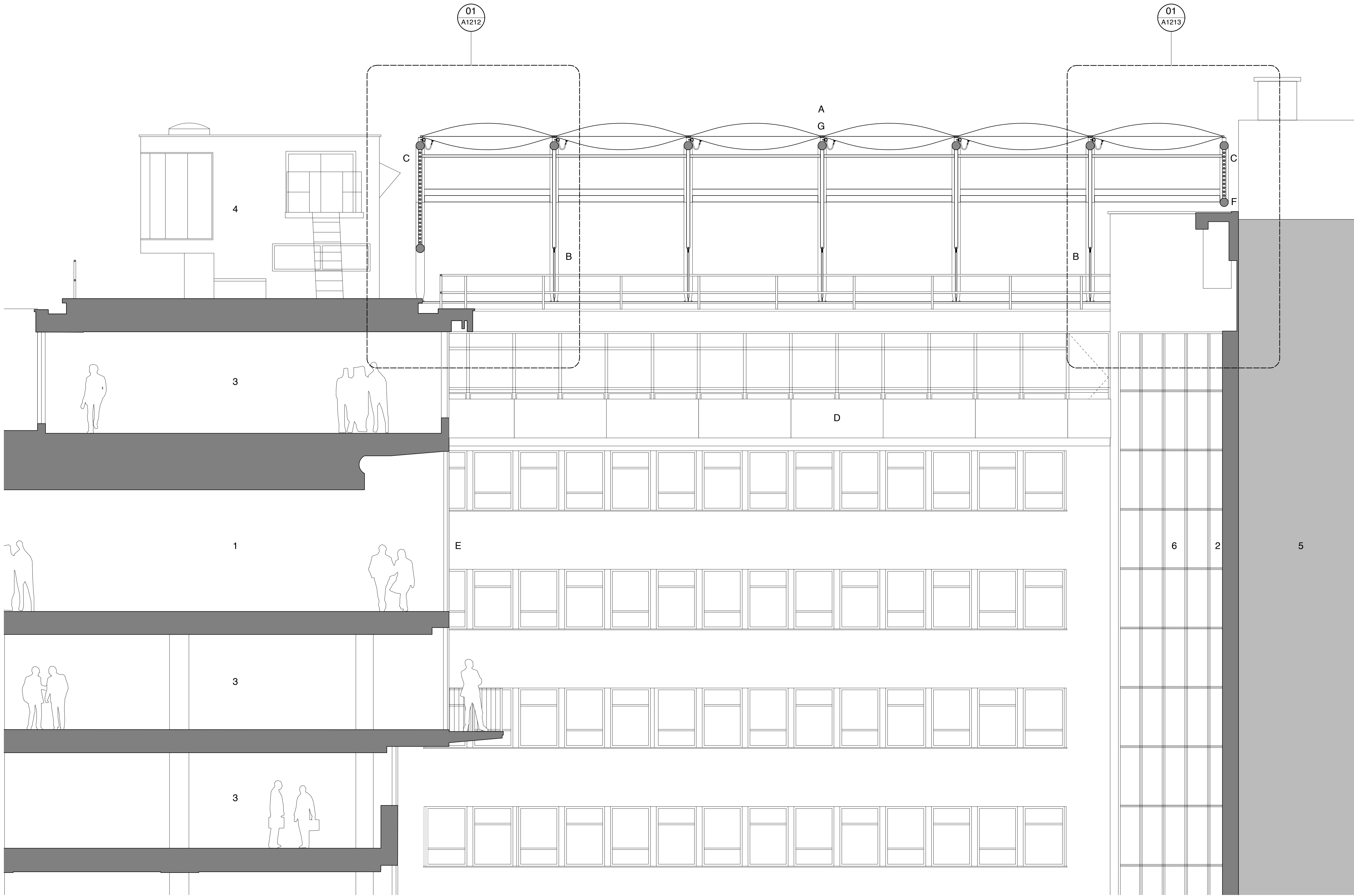
Draw N° P1200_Rev. P1

Drawn by LS	Authorised by HB	Size A1
-------------	------------------	---------

HUGHBROUGHTONARCHITECTS

41a Beavor Lane London W6 9BL
T 020 8735 9959 F 020 8563 3891 E info@hbachitects.co.uk
© Hugh Broughton Architects Ltd

01 Proposed Detail Section AA



01 Proposed Detail Section BB

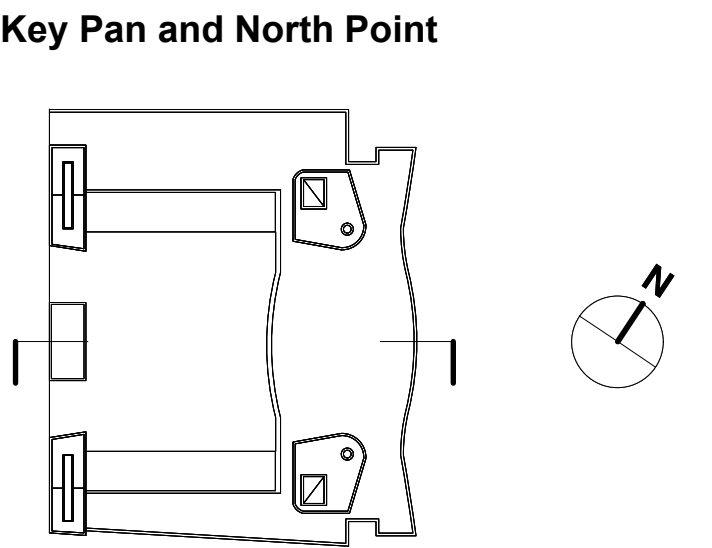
Do not scale drawings

All dimensions are in millimetres unless stated otherwise

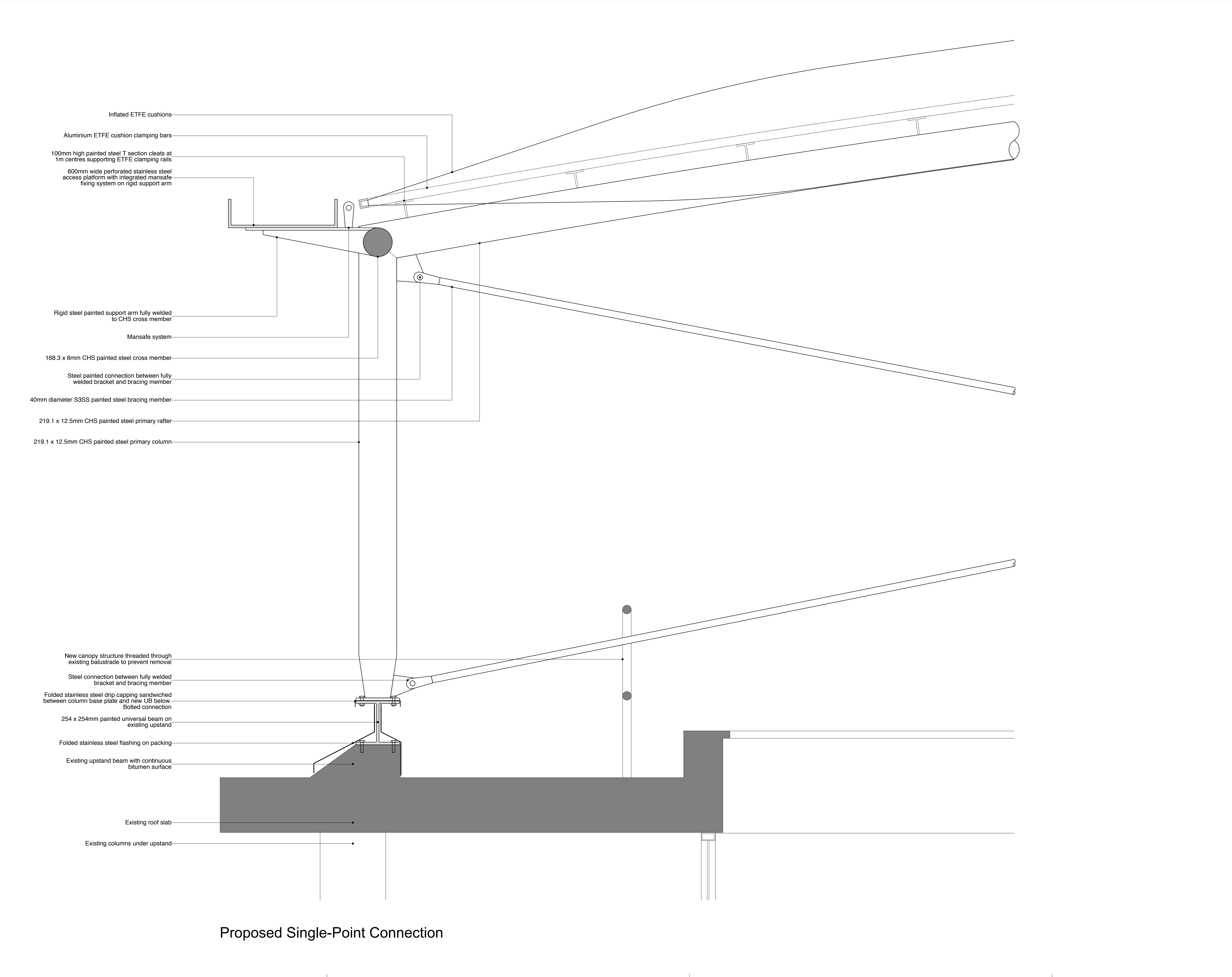
Use figured dimensions only and report any discrepancies in writing to the architect

- Room key**
- 1 Council Chamber
 - 2 Memorial Wall with 'Pieta' by Sir Jacob Epstein
 - 3 Offices
 - 4 Rooftop plant pavilion
 - 5 Jury's Hotel (former YWCA by Sir Edwin Lutyens, 1930-32)
 - 6 Stair core beyond

- Specific key and notes**
- A Inflated ETFE cushions supported on lightweight steel structure
 - B Vertical steel support structure on line of existing structure below
 - C Partially louvred screen reduces risk of wind blown rain ingress
 - D 6th floor balcony below roof refurbished to create usable outdoor space for offices. Base supported glass balustrades
 - E Metal mesh removed from West facade of Council Chamber
 - F Top of Memorial Wall - ETFE roof sails over but does not touch wall
 - G ETFE roof incorporates dot matrix pattern to reduce solar gain and to allow removal of mesh to West facade of Council Chamber



P1	Planning	LS	10/12/14
Rev	Description	Approved	Date
TUC Congress House Courtyard Proposed Detail Section BB			
Status: Planning Scale: 1:50 @ A1, 1:100 @ A3 December 2014			
Draw N° P1201_Rev. P1			
Drawn by	LS	Authorised by	HB
Size	A1		
HUGHBROUGHTONARCHITECTS			
41a Beavor Lane London W6 9BL T 020 8735 9959 F 020 8563 3891 E info@hbarchitects.co.uk © Hugh Broughton Architects Ltd			

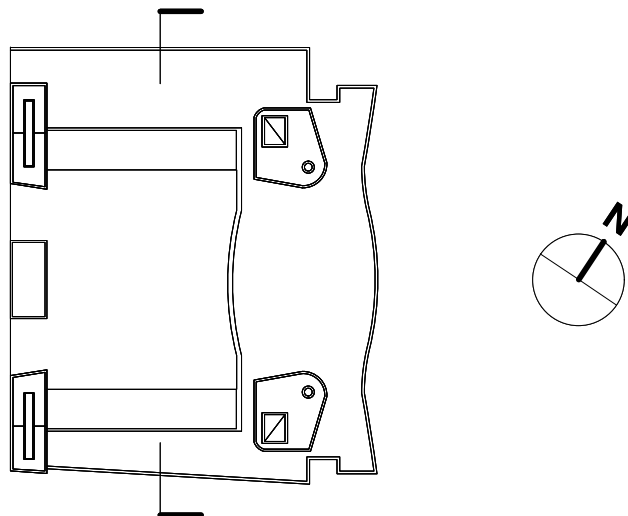


Do not scale drawings

All dimensions are in millimetres unless stated otherwise

Use figured dimensions only and report any discrepancies in writing to the architect

Key Plan and North Point



P1	Planning	LS	10/12/14
Rev	Description	Approved	Date

TUC Congress House
Courtyard
Proposed Single-Point Connection

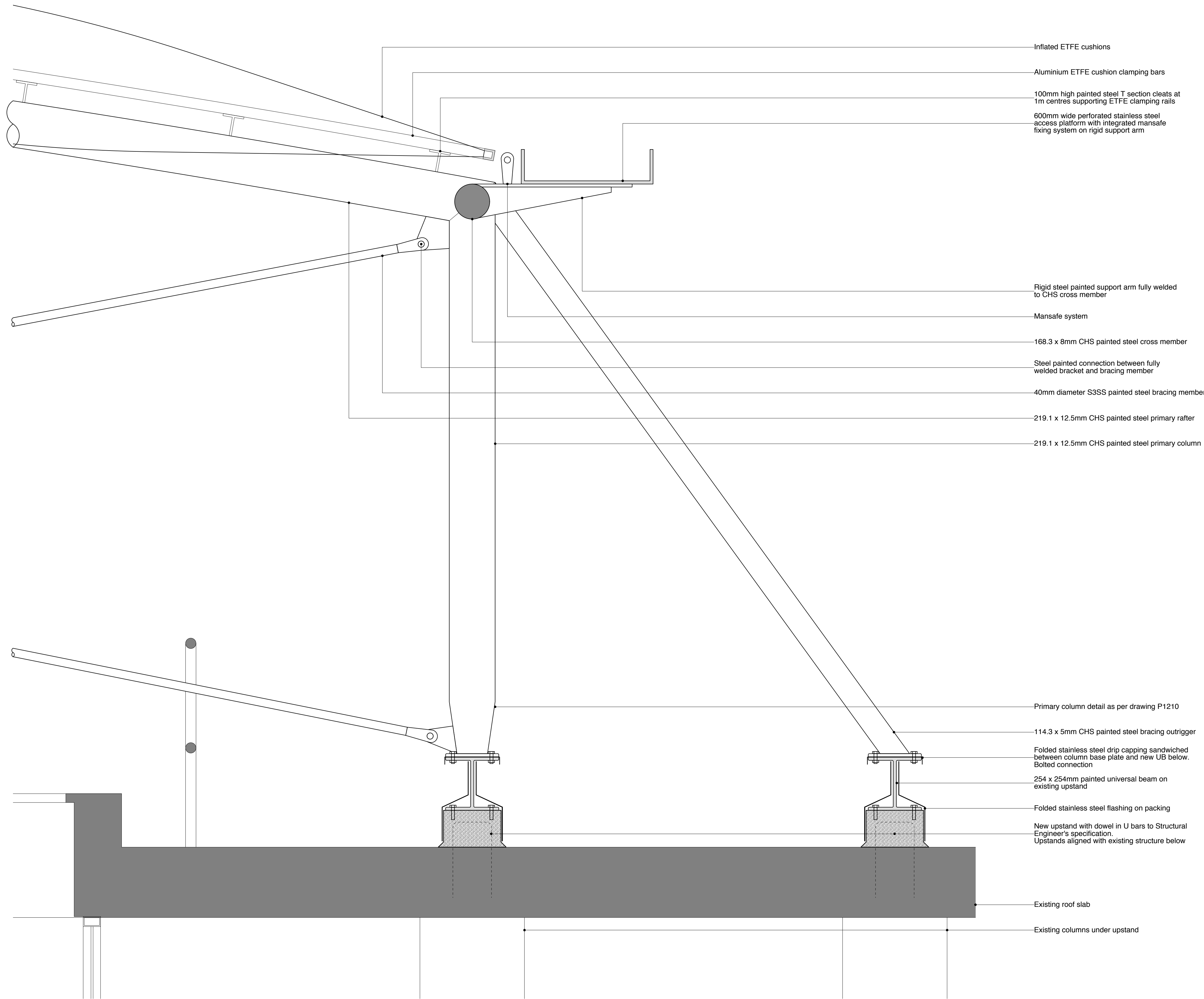
Status: Planning
Scale: 1:10 @ A1, 1:20 @ A3
December 2014

Draw N° P1210_Rev. P1

Drawn by LS	Authorised by HB	Size A1
-------------	------------------	---------

HUGHBROUGHTONARCHITECTS

41a Beavor Lane London W6 9BL
T 020 8735 9959 F 020 8563 3891 E info@hbarchitects.co.uk
© Hugh Broughton Architects Ltd



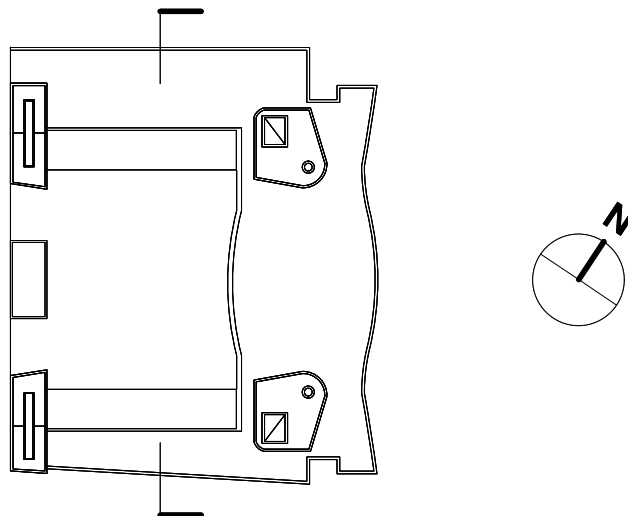
Proposed Double-Point Braced Connection

Do not scale drawings

All dimensions are in millimetres unless stated otherwise

Use figured dimensions only and report any discrepancies in writing to the architect

Key Plan and North Point



P1	Planning	LS	10/12/14
Rev	Description	Approved	Date

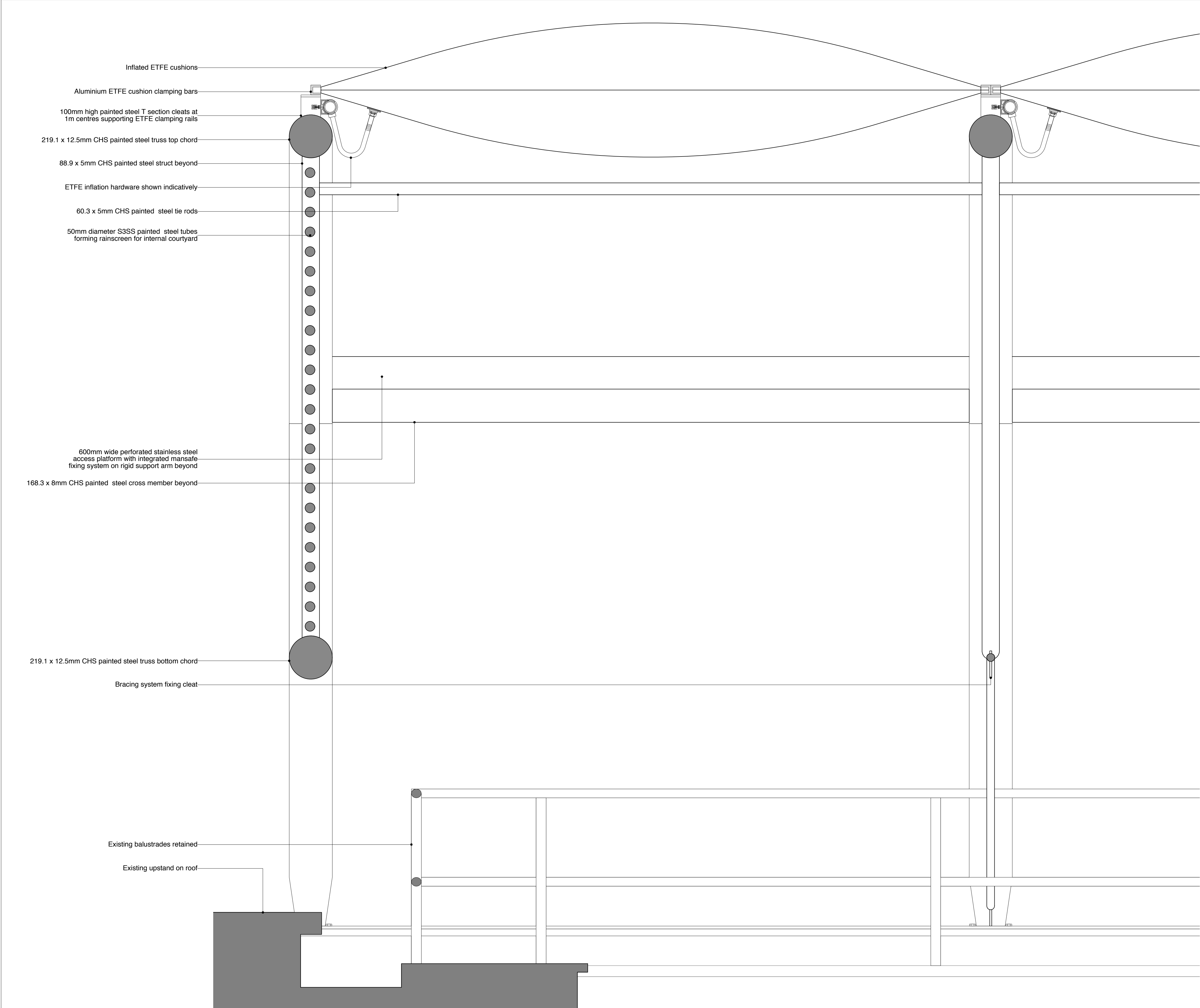
TUC Congress House
Courtyard
Proposed Double-Point Braced Connection

Status: Planning
Scale: 1:10 @ A1, 1:20 @ A3
December 2014

Draw N° P1211_Rev. P1		
Drawn by LS	Authorised by HB	Size A1

HUGHBROUGHTONARCHITECTS

41a Beavor Lane London W6 9BL
T 020 8735 9959 F 020 8563 3891 E info@hbarchitects.co.uk
© Hugh Broughton Architects Ltd



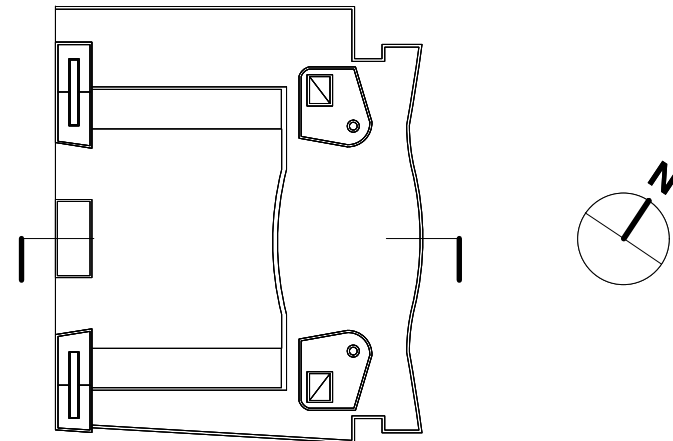
Proposed East Louvred Rainscreen

Do not scale drawings

All dimensions are in millimetres unless stated otherwise

Use figured dimensions only and report any discrepancies in writing to the architect

Key Pan and North Point



P1	Planning	LS	10/12/14
Rev	Description	Approved	Date

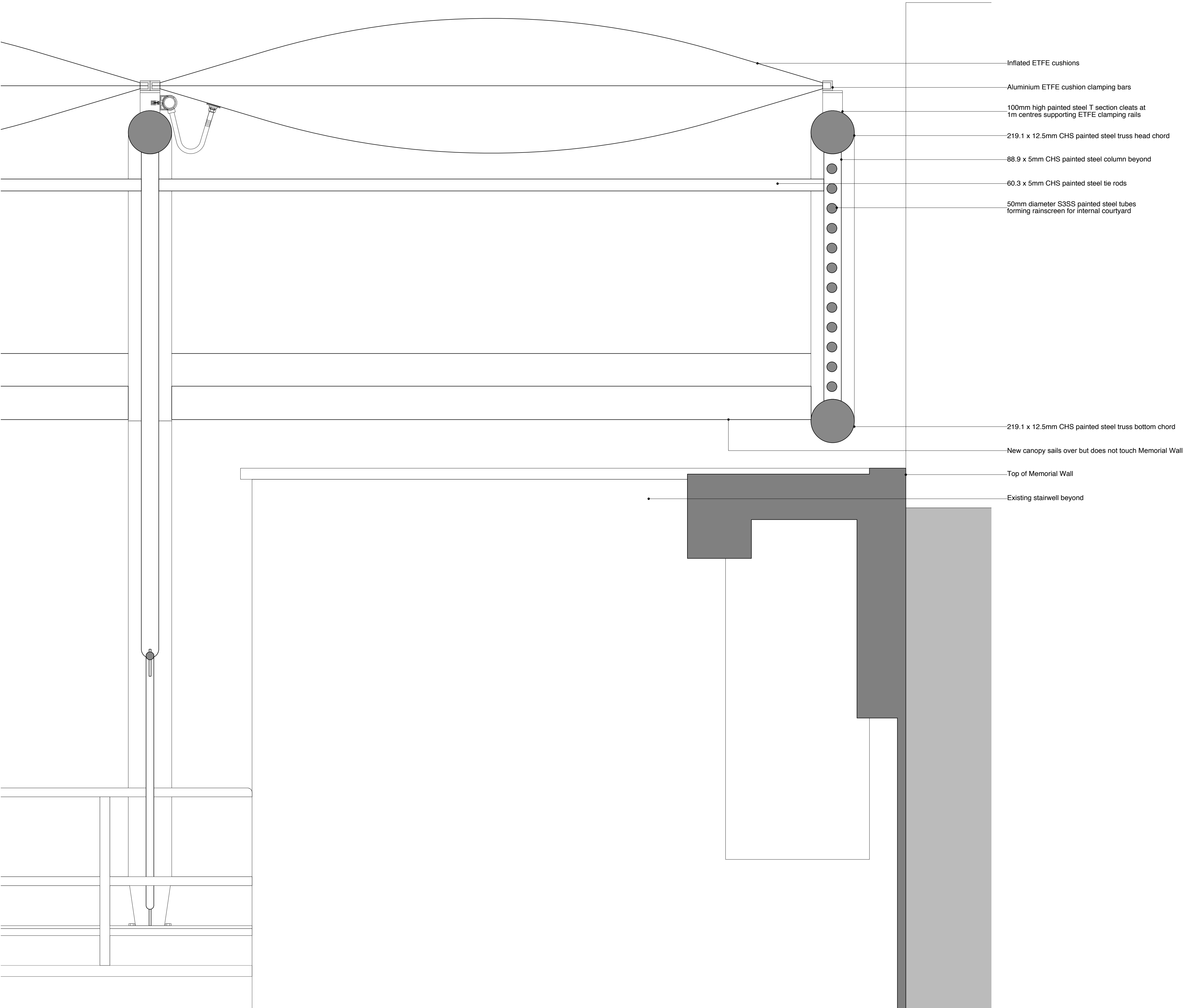
TUC Congress House
Courtyard
Proposed Louvred Rainscreen

Status: Planning
Scale: 1:50 @ A1, 1:100 @ A3
December 2014

Draw N° P1212_Rev. P1		
Drawn by LS	Authorised by HB	Size A1

HUGHBROUGHTONARCHITECTS

41a Beavor Lane London W6 9BL
T 020 8735 9959 F 020 8563 3891 E info@hbarchitects.co.uk
© Hugh Broughton Architects Ltd



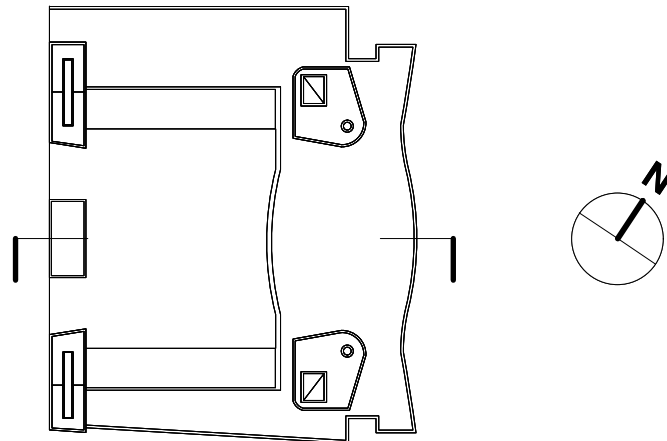
Proposed West Louvred Rainscreen

Do not scale drawings

All dimensions are in millimetres unless stated otherwise

Use figured dimensions only and report any discrepancies in writing to the architect

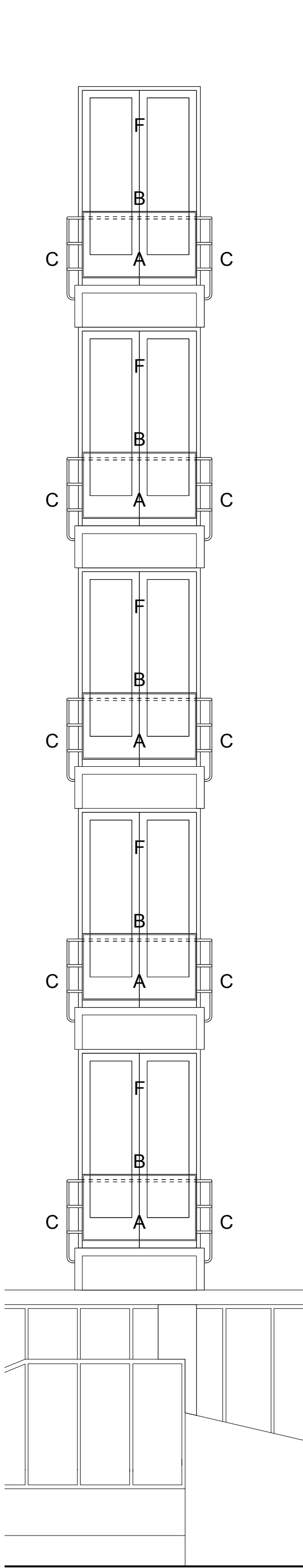
Key Plan and North Point



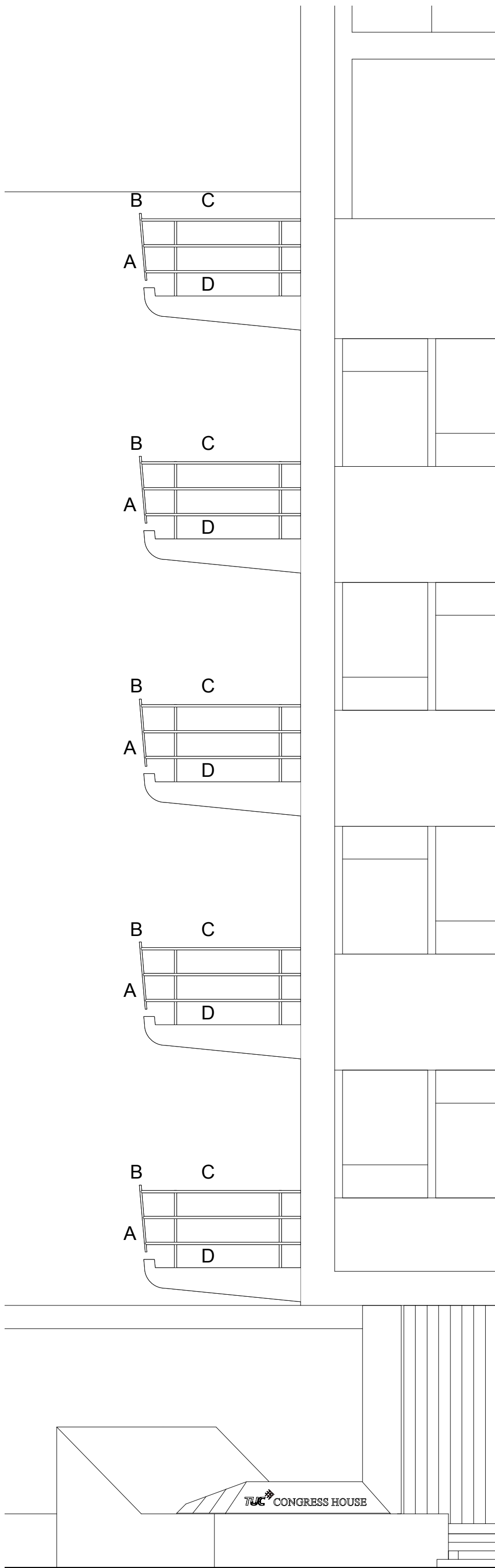
P1	Planning	LS	10/12/14
Rev	Description	Approved	Date

TUC Congress House
Courtyard
Proposed Cantilevered Bay

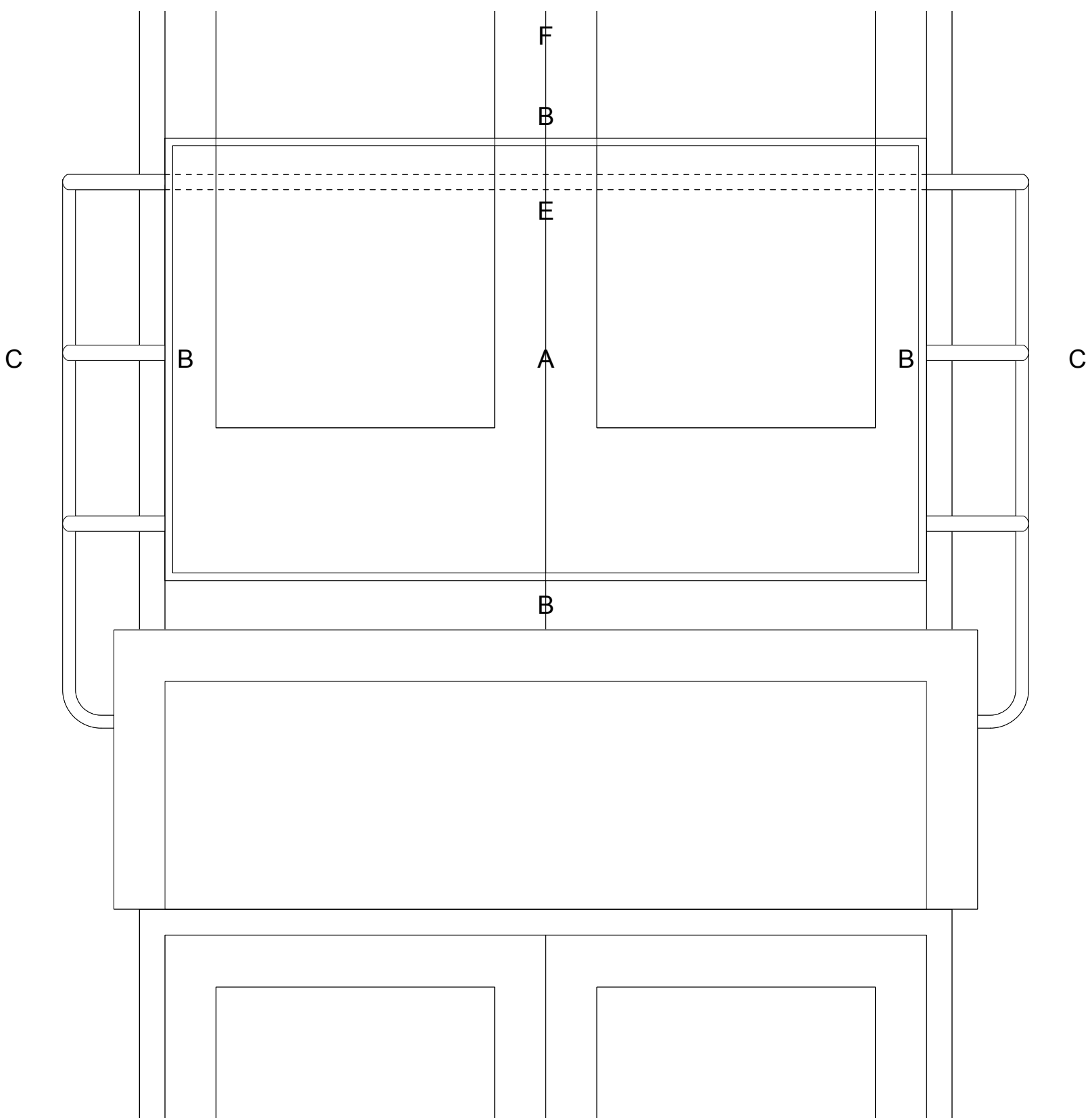
Status: Planning
Scale: 1:50 @ A1, 1:100 @ A3
December 2014



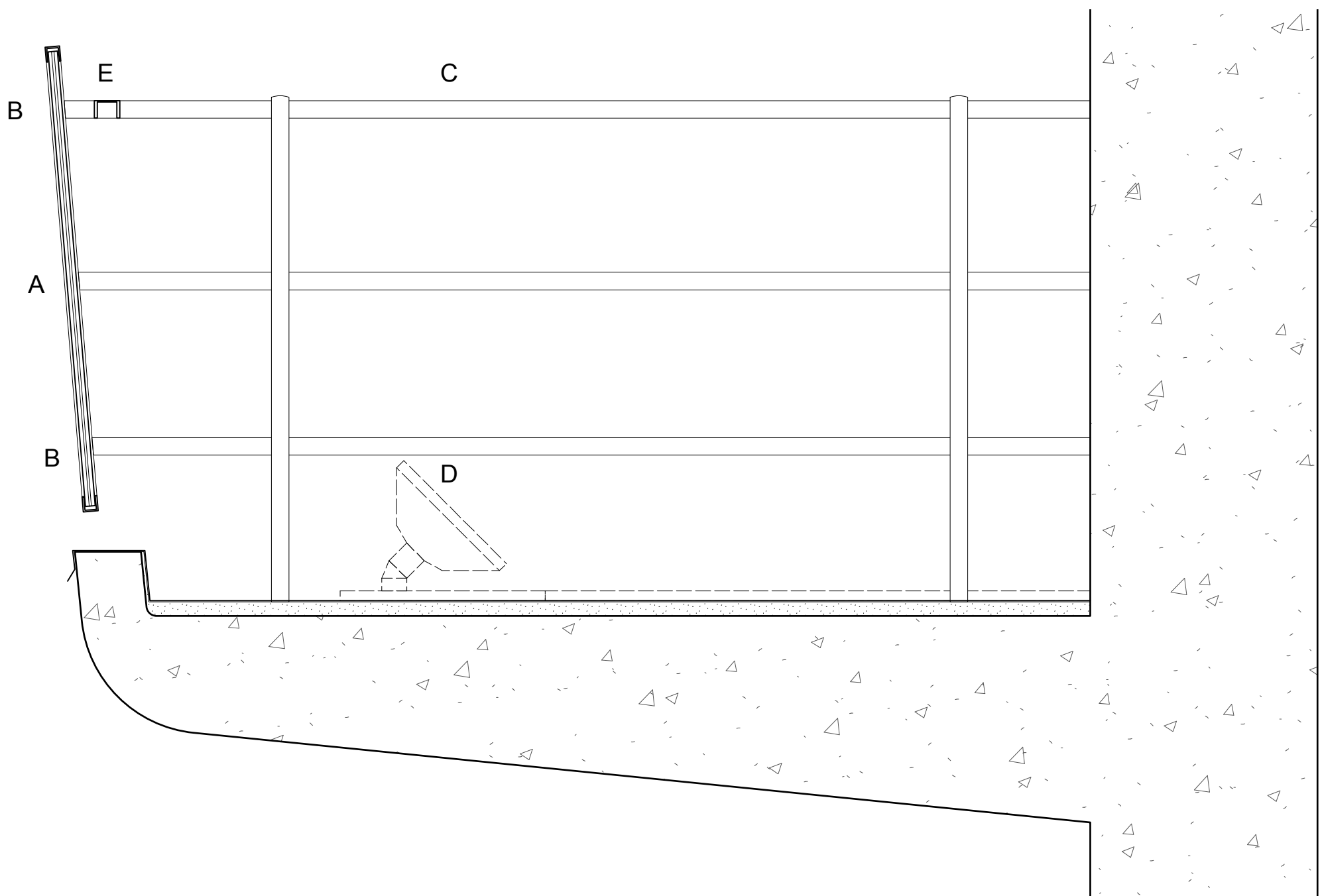
01 Proposed East Elevation
1:50



02 Proposed North Elevation
1:50



Proposed East Elevation
1:10



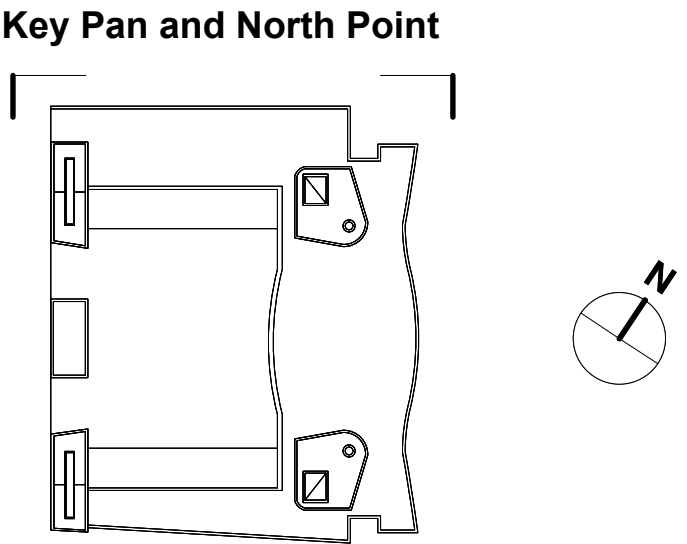
Proposed Detail Section
1:10

Do not scale drawings

All dimensions are in millimetres unless stated otherwise

Use figured dimensions only and report any discrepancies in writing to the architect

- Specific key and notes**
- A Anti-reflective laminated glass
 - B Continuous bronze finished metal frame around glass
 - C New bronze finished metal balustrade to match existing
 - D Light fittings removed from balcony
 - E New bronze finished metal tie rail to match existing
 - F Existing doors retained



P1	Planning	LS	10/12/14
Rev	Description	Approved	Date
TUC Congress House Courtyard Proposed East Balcony Details			
Status: Planning Scale: 1:50 + 1:10 @ A1 December 2014			
Draw N° P1220_Rev. P1			
Drawn by LS	Authorised by HB	Size	A1
HUGHBROUGHTONARCHITECTS			
41a Beavor Lane London W6 9BL T 020 8735 9959 F 020 8563 3891 E info@hbarchitects.co.uk © Hugh Broughton Architects Ltd			

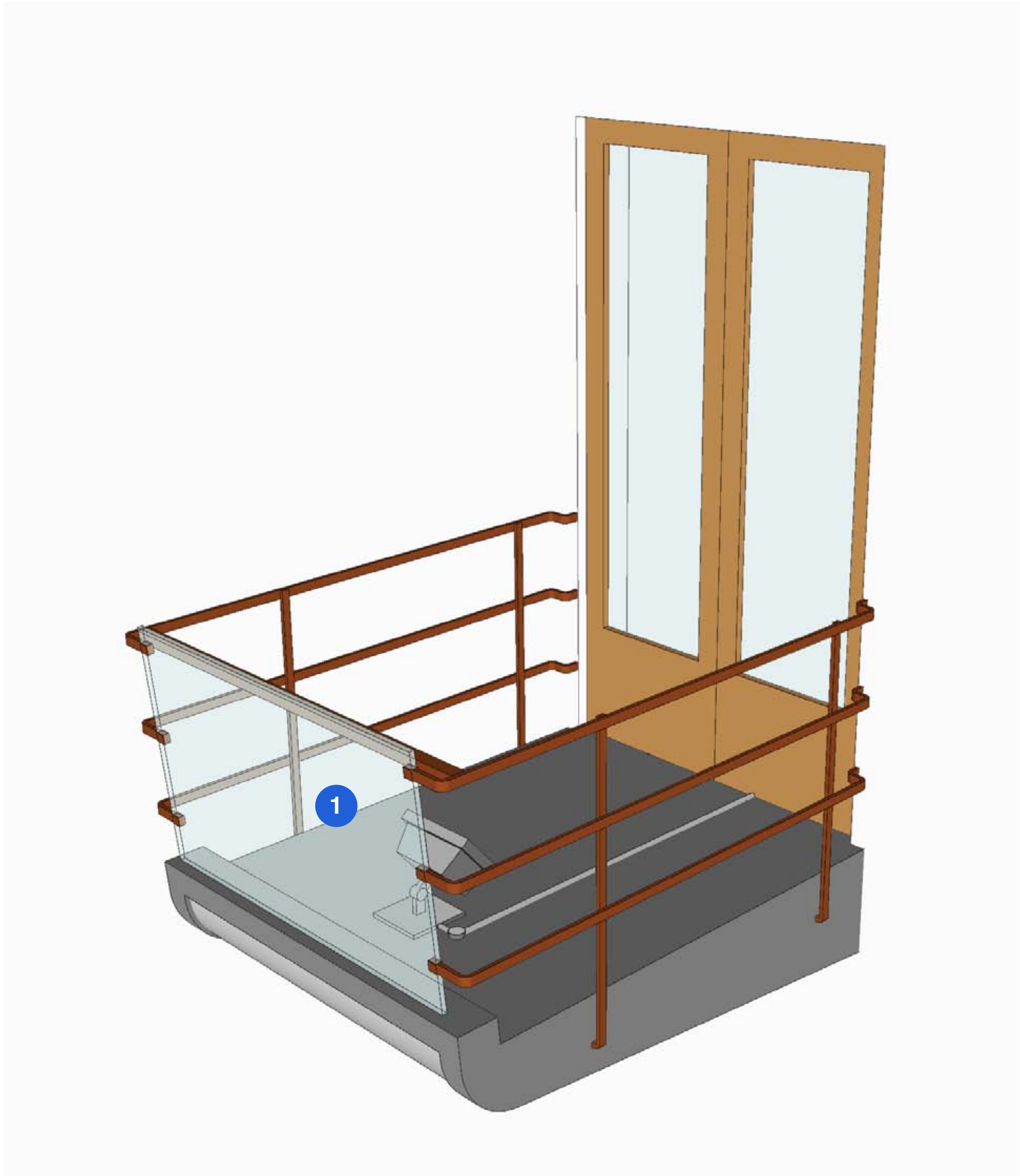
Do not scale drawings

All dimensions are in millimetres unless stated otherwise

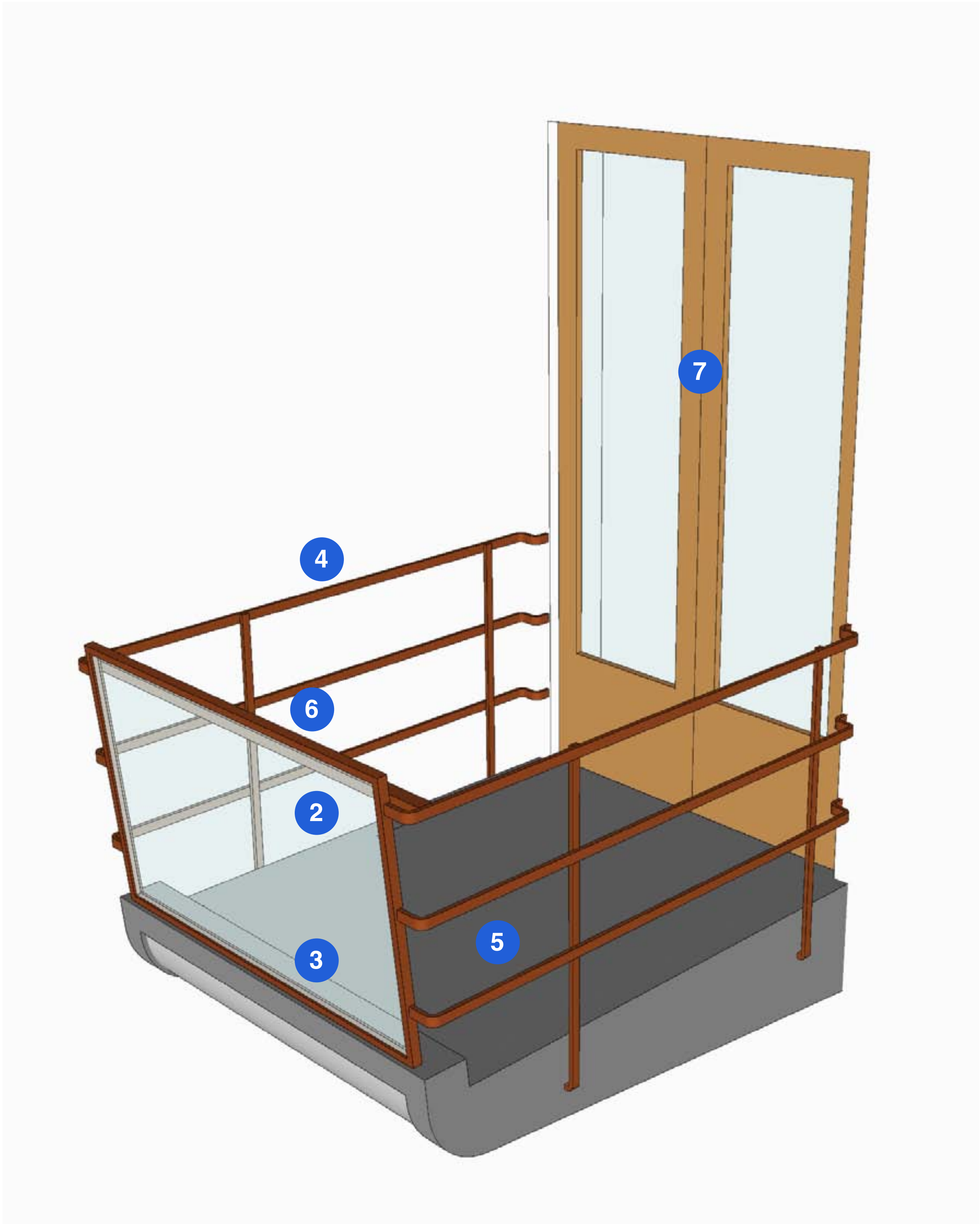
Use figured dimensions only and report any discrepancies in writing to the architect

Specific key and notes

- 1 Existing glass pane was destroyed in an accident and removed from balconies for safety purposes
- 2 Anti-reflective laminated glass
- 3 Continuous bronze finished metal frame around glass
- 4 New bronze finished metal balustrade to match existing
- 5 Light fittings removed from balcony
- 6 New bronze finished metal tie rail to match existing
- 7 Existing doors retained

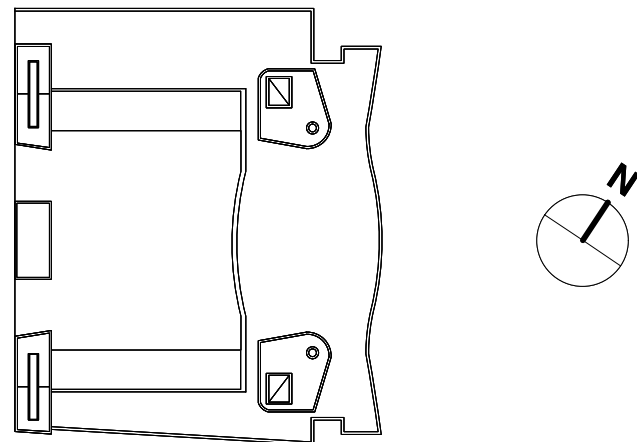


Existing Balcony View



Proposed Balcony View

Key Plan and North Point



P1	Planning	LS	10/12/14
Rev	Description	Approved	Date

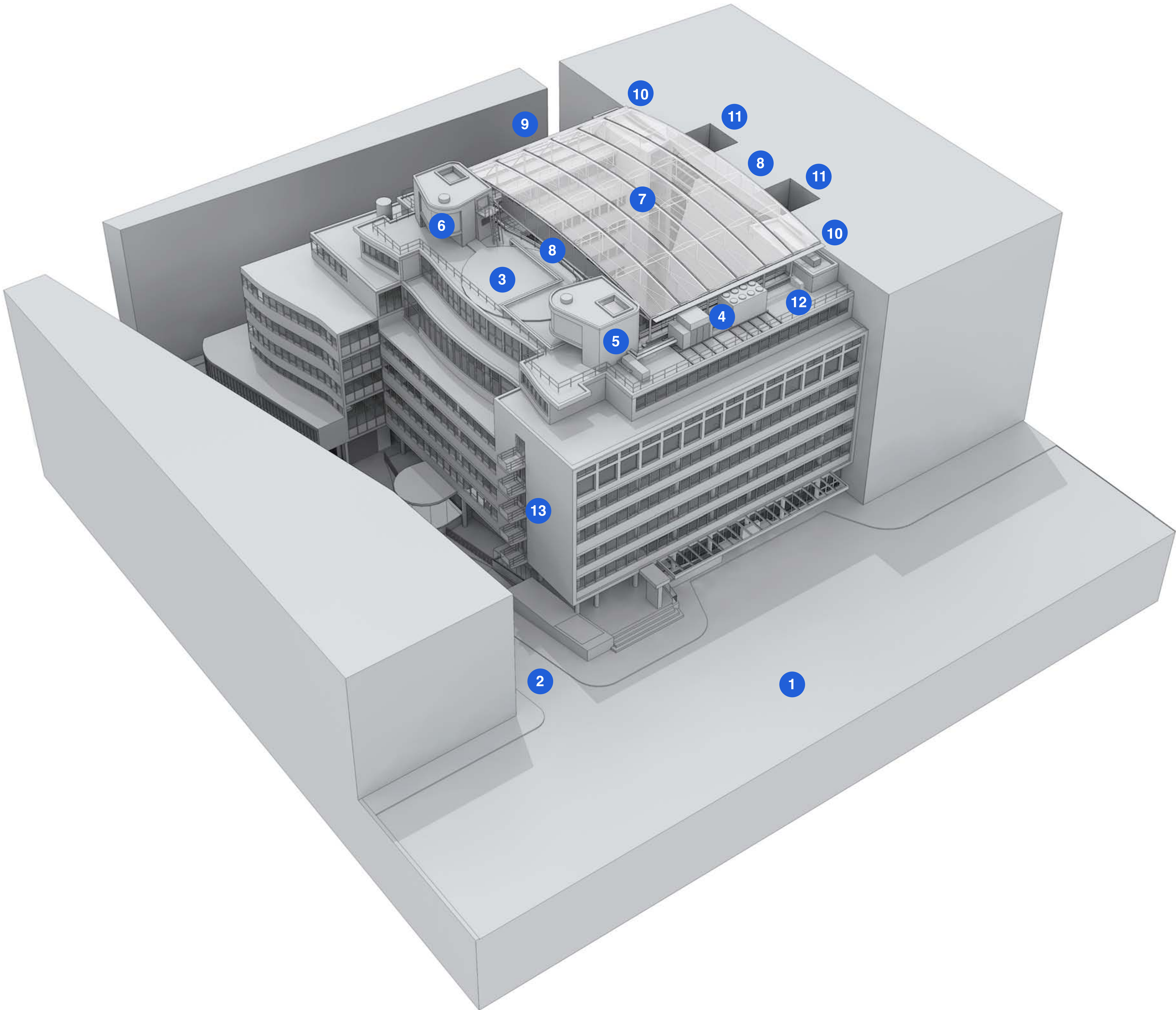
TUC Congress House
Courtyard
Balcony Views

Status: Planning
Scale: NTS
December 2014

Draw N° P1400_Rev. P1
Drawn by LS Authorised by HB Size A1

HUGHBROUGHTONARCHITECTS

41a Beavor Lane London W6 9BL
T 020 8735 9959 F 020 8563 3891 E info@hbarchitects.co.uk
© Hugh Broughton Architects Ltd



Do not scale drawings

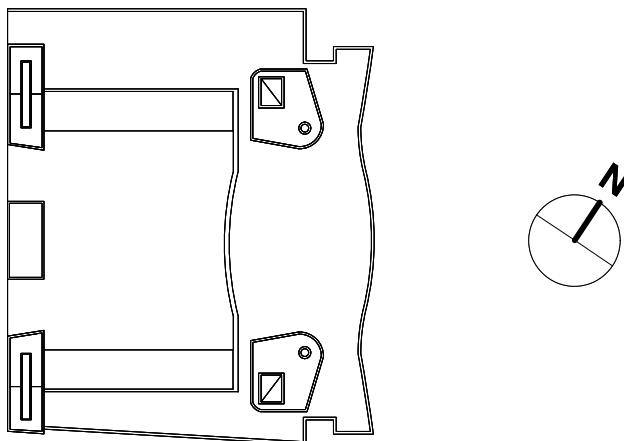
All dimensions are in millimetres unless stated otherwise

Use figured dimensions only and report any discrepancies in writing to the architect

Specific key and notes

- 1 Great Russell Street
- 2 Dyott Street
- 3 Sixth floor roof
- 4 Existing chiller
- 5 North side plant pavilion
- 6 South side plant pavilion
- 7 Steel and ETFE roof
- 8 Louvred rainscreen
- 9 Open sides to allow for natural ventilation of courtyard
- 10 600mm wide fully accessible gutter for maintenance
- 11 Lightwells to YMCA building
- 12 ETFE inflation unit
- 13 Existing balconies to be replaced

Key Pan and North Point



P1	Planning	LS	10/12/14
Rev	Description	Approved	Date

TUC Congress House
Courtyard
Proposed Aerial View

Status: Planning
Scale: NTS
December 2014

Draw N° P1401_Rev. P1

Drawn by LS	Authorised by HB	Size A1
-------------	------------------	---------

HUGHBROUGHTONARCHITECTS

41a Beavor Lane London W6 9BL
T 020 8735 9959 F 020 8563 3891 E info@hbarchitects.co.uk
© Hugh Broughton Architects Ltd



Do not scale drawings

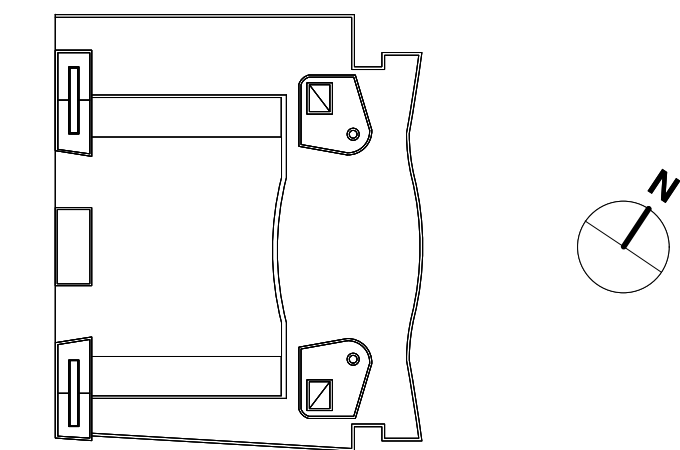
All dimensions are in millimetres unless stated otherwise

Use figured dimensions only and report any discrepancies in writing to the architect

Specific key and notes

- 1 Marble Hall
- 2 Glass rainscreen protection removed to reveal original hexagonal roof
- 3 Metal mesh removed from West facade of Council Chamber restoring transparency to the room
- 4 Balconies refurbished to create amenity space for sixth floor offices
- 5 ETFE cushions on lightweight steel structure
- 6 Partially louvred screen formed in tubular steel reduces risk of rain ingress

Key Plan and North Point



P1	Planning	LS	10/12/14
Rev	Description	Approved	Date

TUC Congress House
Courtyard
Proposed Courtyard View

Status: Planning
Scale: NTS
December 2014

Draw N° P1402_Rev. P1

Drawn by LS	Authorised by HB	Size A1
-------------	------------------	---------



Do not scale drawings

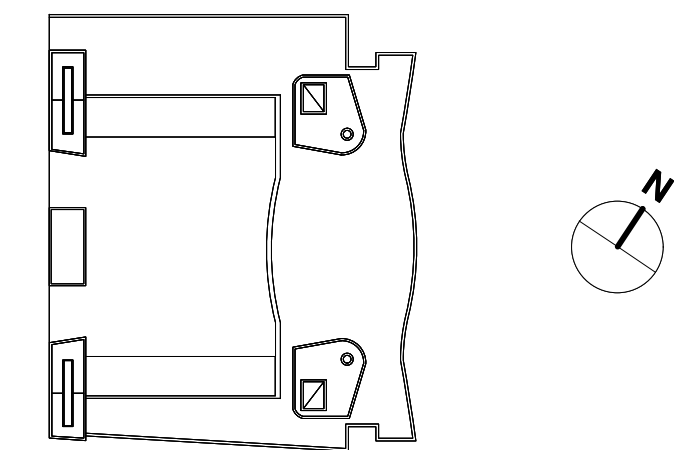
All dimensions are in millimetres unless stated otherwise

Use figured dimensions only and report any discrepancies in writing to the architect

Specific key and notes

- 1 Metal mesh removed from West facade of Council Chamber restoring transparency to the room
- 2 Balconies refurbished to create amenity space for sixth floor offices
- 3 Courtyard elevations cleaned where necessary
- 4 ETFE cushions on lightweight steel structure
- 5 Partially louvered screen formed in tubular steel reduces risk of rain ingress

Key Plan and North Point



P1	Planning	LS	10/12/14
Rev	Description	Approved	Date

TUC Congress House
Courtyard
Proposed View Looking Up At Canopy

Status: Planning
Scale: NTS
December 2014

Draw N° P1403_Rev. P1		
Drawn by LS	Authorised by HB	Size A1

HUGHBROUGHTONARCHITECTS

41a Beavor Lane London W6 9BL
T 020 8735 9959 F 020 8563 3891 E info@hbarchitects.co.uk
© Hugh Broughton Architects Ltd



Do not scale drawings

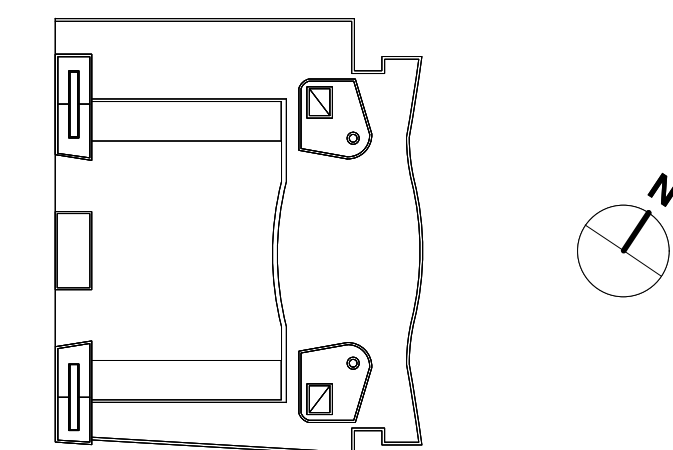
All dimensions are in millimetres unless stated otherwise

Use figured dimensions only and report any discrepancies in writing to the architect

Specific key and notes

- 1 Metal mesh removed from West facade of Council Chamber restoring transparency to the room
- 2 Balconies refurbished to create amenity space for sixth floor offices
- 3 Courtyard elevations cleaned where necessary
- 4 ETFE cushions on lightweight steel structure
- 5 Partially louvered screen formed in tubular steel reduces risk of rain ingress

Key Pan and North Point



P1 Planning LS 10/12/14

Rev	Description	Approved	Date
-----	-------------	----------	------

TUC Congress House
Courtyard
Proposed View From Sixth Floor Balcony

Status: Planning
Scale: NTS
December 2014

Draw N° P1404_Rev. P1

Drawn by	Authorised by	Size
LS	HB	A1

HUGHBROUGHTONARCHITECTS

41a Beavor Lane London W6 9BL
T 020 8735 9959 F 020 8563 3891 E info@hbarchitects.co.uk
© Hugh Broughton Architects Ltd