

## 4.0 Refined Corners

## 4.0 Refined Corners

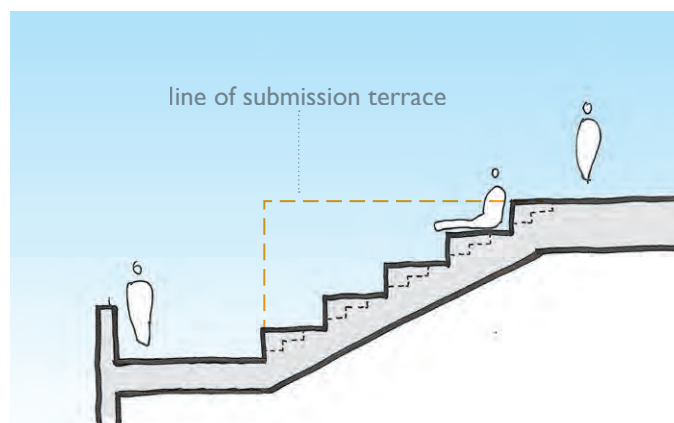
### 4.01 Terrace Layout

As explained in the chapter 2.0, the public terrace is stepped towards the NE and SE corners and eastern elevation to provide views across London. This also reduces visibility of the terrace edge and reduces visibility of the eastern elevation behind Commonwealth House in the long view

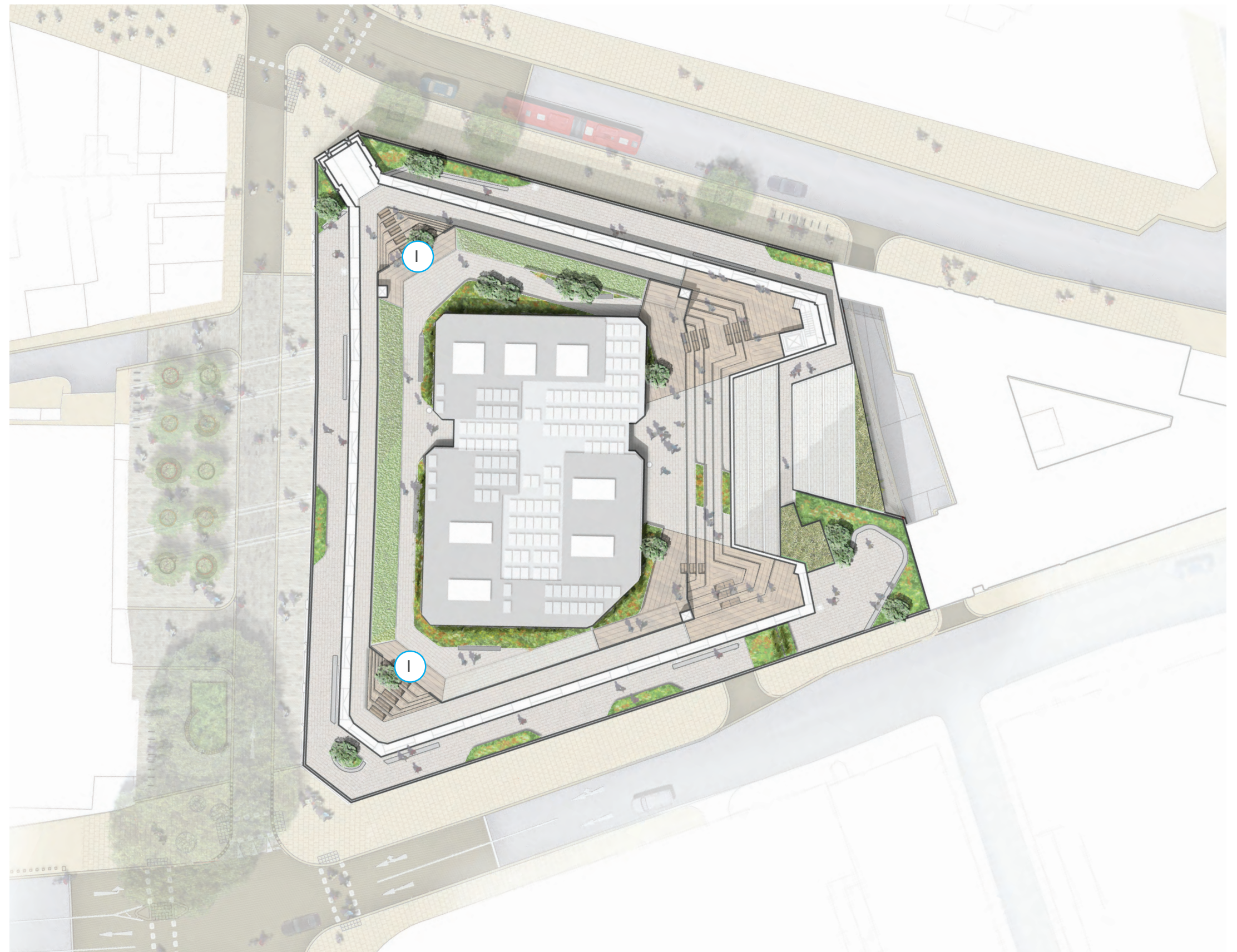
- I The terraced area behind the north west and south west corners has been stepped in a similar manner to the public terrace.

This steps back the element of the building that sits behind the two corners that face Museum Street and improves the corner articulation.

The change is subtle but significant in giving greater clarity to the architecture of both corners. The views on the following pages demonstrate this change in comparison with the original submission.



Sketch section showing stepped terrace level

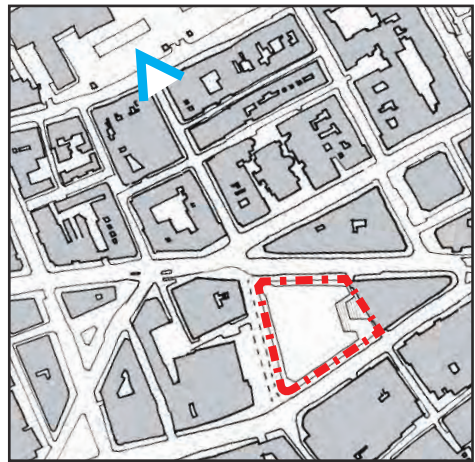


Roof Plan 1:500



## 4.0 Refined Corners

### 4.02 Museum Street Approach (north)



view from original submission



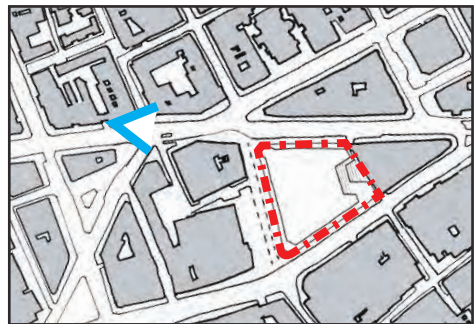
amended view with stepped terrace behind corner

1 improved corner articulation



## 4.0 Refined Corners

### 4.03 New Oxford Street Approach (west)



view from original submission



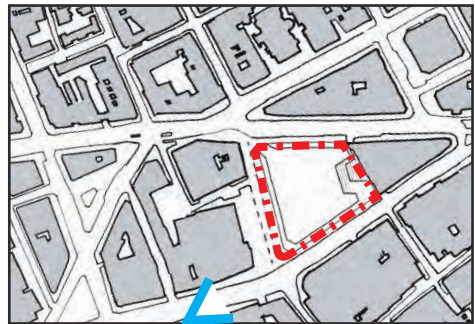
amended view with stepped terrace behind corner

I improved corner articulation




## 4.0 Refined Corners

### 4.04 High Holborn Approach (west)



view from original submission



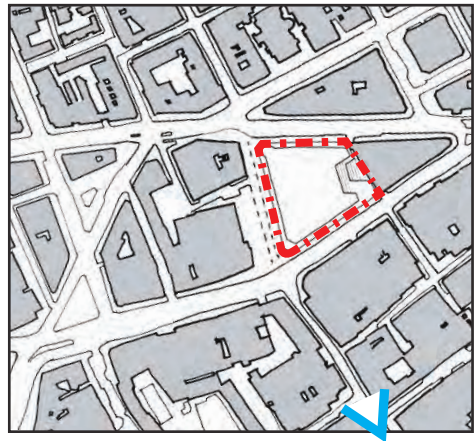
amended view with stepped terrace behind corner

1 improved corner articulation



## 4.0 Refined Corners

### 4.05 Drury Lane Approach (south)



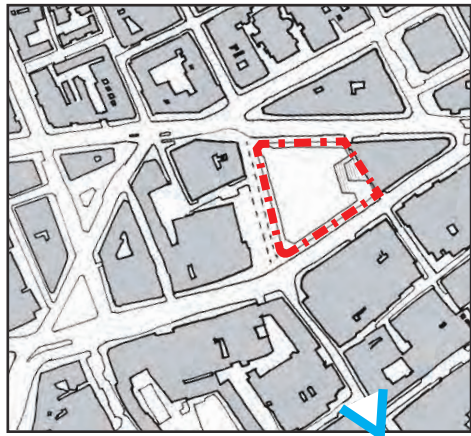
view from original submission



amended view with stepped terrace behind corner

1 improved corner articulation






view from original submission

 line of consented Commonwealth House proposals



amended view with stepped terrace behind corner

 improved eastern elevation articulation

 line of consented Commonwealth House proposals

