

LEGEND :	
AH	Arch Height
ASH	Arch Spring Height
BH	Beam Height
BL	Beam Level
CAH	Ceiling Arch Height
CH	Ceiling Height
CL	Ceiling Level
CPD	Cupboard
CSH	Ceiling Spring Height
DH	Door Height
DOH	Door Opening Height
DP	Downpipe
ESG	Electrical Switch Gear
F-H	Floor - Head Height
F-S	Floor - Sill Height
FBH	False Beam Height
FCH	False Ceiling Height
FL	Floor Level
G	Gully
GL	Ground Level
H	High
HB	Hand Basin
HL	Head Level
HWT	Hot Water Tank
IC	Inspection Cover
RAD	Radiator
RL	Roof Level
RWP	Rainwater Pipe
S-AH	Sill - Arch Height
S-H	Sill - Head Height
S-SH	Sill - Spring Height
SL	Sill Level
SVP	Soil Vent Pipe
VP	Vent Pipe
WAD	Window Above Door
WAW	Window Above Window
WC	Water Closet
WS	Work Surface
→	Floor Level Steps Up
---	Ceiling Level Slopes Up

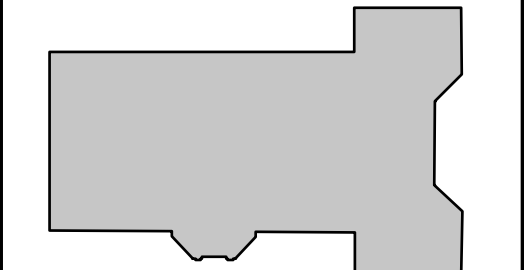
NOTES :

The accuracy of this survey drawing is dependent upon the scale at which it is produced. Users should not re-scale this drawing without consent.

All level values refer to the following OSBM:-

South East Face, No.11 Bedford Square, Value 27.73m

BUILDING KEY



DRAWING TITLE KEY

BEDFORD SQUARE - (i) 00 - (ii) 1002 - (iii) A

(i) BUILDING LEVEL

00 - Ground Level  
01 - First Floor  
02 - Second Floor  
03 - Third Floor  
04 - Roof Level  
08 - Basement Level  
99 - Whole Building  
S - Site

(ii) DRAWING TYPE / NUMBER

00(X) - Site Drawings (drawing no.)  
10(X) - Existing Plan Drawings (drawing no.)  
11(X) - Demolition Plan Drawings (drawing no.)  
12(X) - Proposed Plan Drawings (drawing no.)  
13(X) - Reflected Ceiling Plans (drawing no.)  
15(X) - Floor Finishes Drawings (drawing no.)  
16(X) - Fire Strategy Drawings (drawing no.)  
20(X) - Elevation Drawings (drawing no.)  
30(X) - Section Drawings (drawing no.)  
40(X) - External Detail (drawing no.)  
50(X) - Internal Detail (drawing no.)

(iii) DRAWING REVISION

(W.B.01) - Window number  
(R.B.01) - Room number  
(D.B.01) - Door number  
(F.B.01) - Fireplace number  
(20/25) - Internal room elevation  
(1) - Proposed max. desk allowance


Revision	Date	Initial	Amendment
A	28 11 14	AJL	Planning issue

Notes

No dimensions are to be scaled from this drawing. The contractor / manufacturer is responsible for checking all dimensions and querying any discrepancies.

This drawing is the property of Bisset Adams Ltd.

Copyright is reserved by Bisset Adams Ltd. and the drawing is issued on condition that it is not copied, reproduced, retained or disclosed to any unauthorised person, either wholly or in part, without written consent.




Royal Holloway, University of London

11 BEDFORD SQUARE-98-1601

Basement Level Fire Strategy

Scale	1:50 @ A1	Status	Planning
Date	20 10 14	Drawn	AJL
Drawing	RL001 11 BEDFORD SQUARE-98-1601-A	Checked	



44(0)20 7250 0440

info@bissetadams.co.uk

71 Central Street, London EC1V 6EU