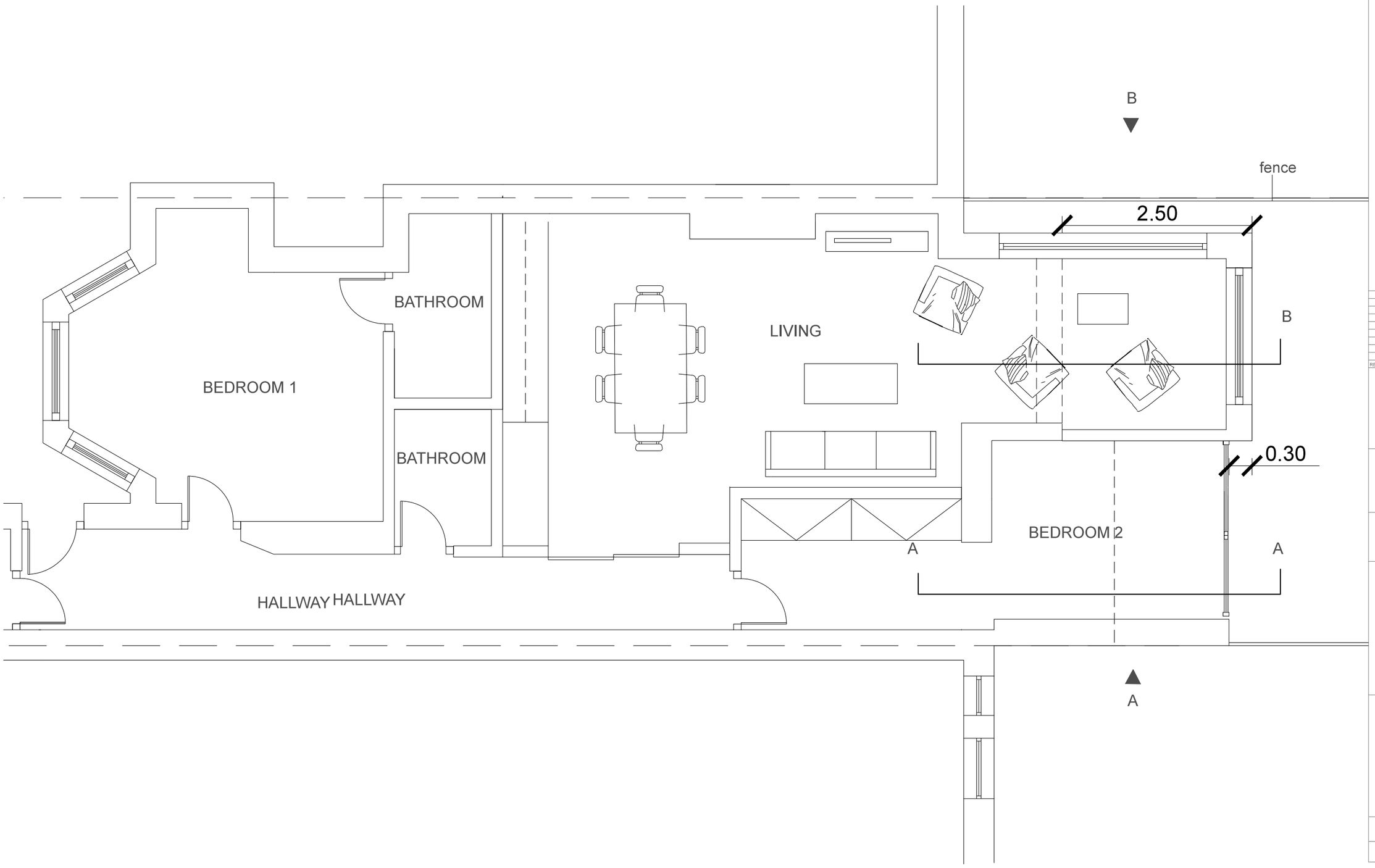

NOTES:

1. DO NOT SCALE FROM THIS DRAWING
2. ALL DIMENSIONS ARE IN METERS UNLESS OTHERWISE SPECIFIED
3. TO BE CONSTRUCTED IN ACCORDANCE WITH BRITISH STANDARDS
4. ALL MEASUREMENTS ARE SUBJECT TO CONFIRMATION BY THE CONTRACTOR DURING THE WORKS ON SITE.
5 THIS DRAWING IS TO BE READ IN CONJUNCTION WITH ALL RELEVANT ARCHITECTURAL AND ENGINEER DRAWINGS AND SPECIFICATIONS
6 THIS DRAWING IS A CONCEPT LAYOUT NOT FOR CONSTRUCTION PURPOSES

REV.	DATE	COMMENTS

PROJECT:

GOLDHURST TERRACE 44

CLIENT:

ARCHITECTURAL DRAWINGS

DRAWING NO: AP200 REVISION NO: 00

DRAWING

PROPOSED GF PLAN

APPROVED BY

DRAWN BY

SCALE 1/50@A3

DATE: 28/10/2014

KOKORELIAARCHITECTS
14 ABERDARE GARDEN NW6 3PY TEL. UK (0044) 2076257005 GR 00302106549300 WWW.PLUSTWO.GR

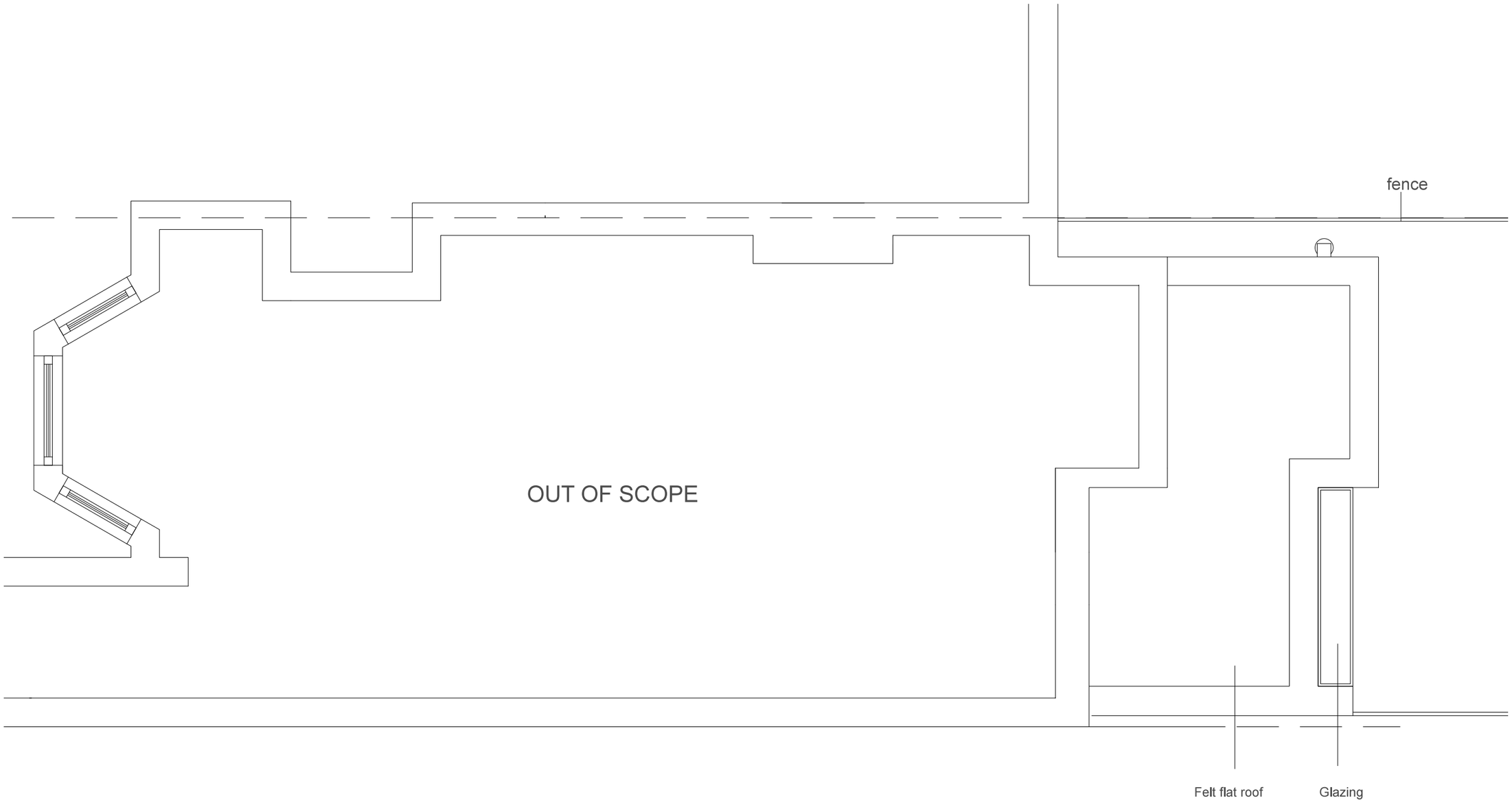

NOTES:

1. DO NOT SCALE FROM THIS DRAWING
2. ALL DIMENSIONS ARE IN METERS UNLESS OTHERWISE SPECIFIED
3. TO BE CONSTRUCTED IN ACCORDANCE WITH BRITISH STANDARDS
4. ALL MEASUREMENTS ARE SUBJECT TO CONFIRMATION BY THE CONTRACTOR DURING THE WORKS ON SITE.
5 THIS DRAWING IS TO BE READ IN CONJUNCTION WITH ALL RELEVANT ARCHITECTURAL AND ENGINEER DRAWINGS AND SPECIFICATIONS
6 THIS DRAWING IS A CONCEPT LAYOUT NOT FOR CONSTRUCTION PURPOSES

REV.	DATE	COMMENTS

PROJECT:

GOLDHURST TERRACE 44

CLIENT:

ARCHITECTURAL DRAWINGS

DRAWING NO. AP201 REVISION NO. 00

DRAWING

PROPOSED ROOF PLAN

APPROVED BY

DRAWN BY

SCALE 1/50@A3

DATE: 28/10/2014

KOKORELIAARCHITECTS
14 ABERDARE GARDEN NW6 3PY TEL. UK (0044) 2076257005 GR 00302106549300 WWW.PLUSTWO.GR

NOTES:

1. DO NOT SCALE FROM THIS DRAWING
2. ALL DIMENSIONS ARE IN METERS UNLESS OTHERWISE SPECIFIED
3. TO BE CONSTRUCTED IN ACCORDANCE WITH BRITISH STANDARDS
4. ALL MEASUREMENTS ARE SUBJECT TO CONFIRMATION BY THE CONTRACTOR DURING THE WORKS ON SITE.
5 THIS DRAWING IS TO BE READ IN CONJUNCTION WITH ALL RELEVANT ARCHITECTURAL AND ENGINEER DRAWINGS AND SPECIFICATIONS
6 THIS DRAWING IS A CONCEPT LAYOUT NOT FOR CONSTRUCTION PURPOSES

REV.	DATE	COMMENTS

PROJECT:

ST.DUNSTANS

CLIENT:

ARCHITECTURAL DRAWINGS

DRAWING NO: AP210 REVISION NO: 00

DRAWING

PROPOSED REAR ELEVATION

APPROVED BY

DRAWN BY

SCALE 1/50@A3

DATE: 28/10/2014

KOKORELIAARCHITECTS
14 ABERDARE GARDEN NW6 3PY TEL. UK (0044) 2076257005 GR 00302106549300 WWW.PLUSTWO.GR



NOTES:

1. DO NOT SCALE FROM THIS DRAWING
2. ALL DIMENSIONS ARE IN METERS UNLESS OTHERWISE SPECIFIED
3. TO BE CONSTRUCTED IN ACCORDANCE WITH BRITISH STANDARDS
4. ALL MEASUREMENTS ARE SUBJECT TO CONFIRMATION BY THE CONTRACTOR DURING THE WORKS ON SITE.
5 THIS DRAWING IS TO BE READ IN CONJUNCTION WITH ALL RELEVANT ARCHITECTURAL AND ENGINEER DRAWINGS AND SPECIFICATIONS
6 THIS DRAWING IS A CONCEPT LAYOUT NOT FOR CONSTRUCTION PURPOSES

REV.	DATE	COMMENTS

PROJECT:

GOLDHURST TERRACE 44

CLIENT:

ARCHITECTURAL DRAWINGS

DRAWING NO: AP211 REVISION NO: 00

DRAWING

PROPOSED SIDE ELEVATION A

APPROVED BY

DRAWN BY

SCALE 1/50@A3

DATE: 28/10/2014

KOKORELIAARCHITECTS
14 ABERDARE GARDEN NW6 3PY TEL. UK (0044) 2076257005 GR 003021065493 00 WWW.PLUSTWO.GR

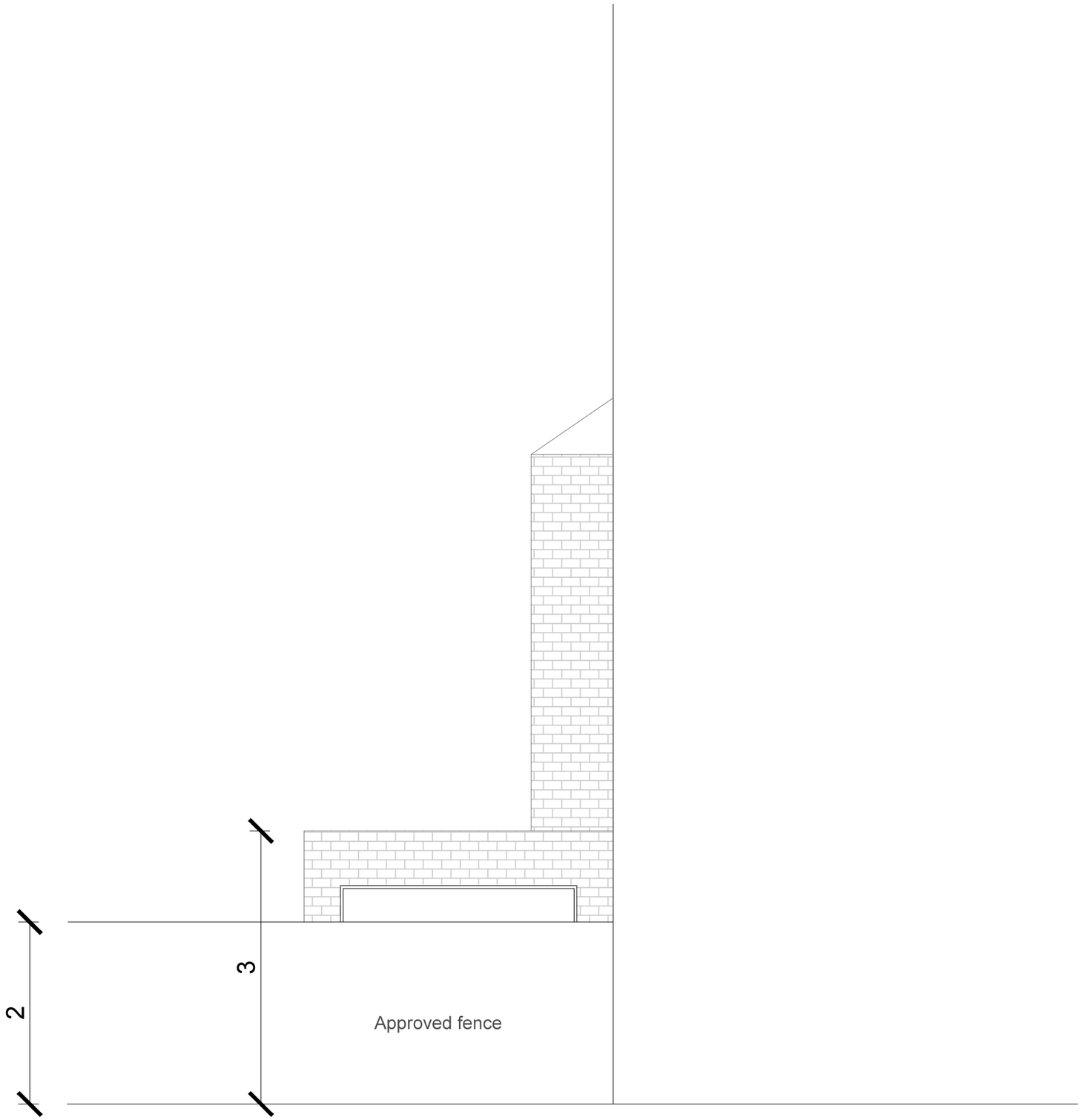

NOTES:

1. DO NOT SCALE FROM THIS DRAWING
2. ALL DIMENSIONS ARE IN METERS UNLESS OTHERWISE SPECIFIED
3. TO BE CONSTRUCTED IN ACCORDANCE WITH BRITISH STANDARDS
4. ALL MEASUREMENTS ARE SUBJECT TO CONFIRMATION BY THE CONTRACTOR DURING THE WORKS ON SITE.
5 THIS DRAWING IS TO BE READ IN CONJUNCTION WITH ALL RELEVANT ARCHITECTURAL AND ENGINEER DRAWINGS AND SPECIFICATIONS
6 THIS DRAWING IS A CONCEPT LAYOUT NOT FOR CONSTRUCTION PURPOSES

REV.	DATE	COMMENTS

PROJECT:

GOLDHURST TERRACE 44

CLIENT:

ARCHITECTURAL DRAWINGS

DRAWING NO: AP212 REVISION NO: 00

DRAWING

PROPOSED SIDE ELEVATION B

APPROVED BY

DRAWN BY

SCALE 1/50@A3

DATE: 28/10/2014

KOKORELIAARCHITECTS
14 ABERDARE GARDEN NW6 3PY TEL. UK (0044) 2076257005 GR 00302106549300 WWW.PLUSTWO.GR

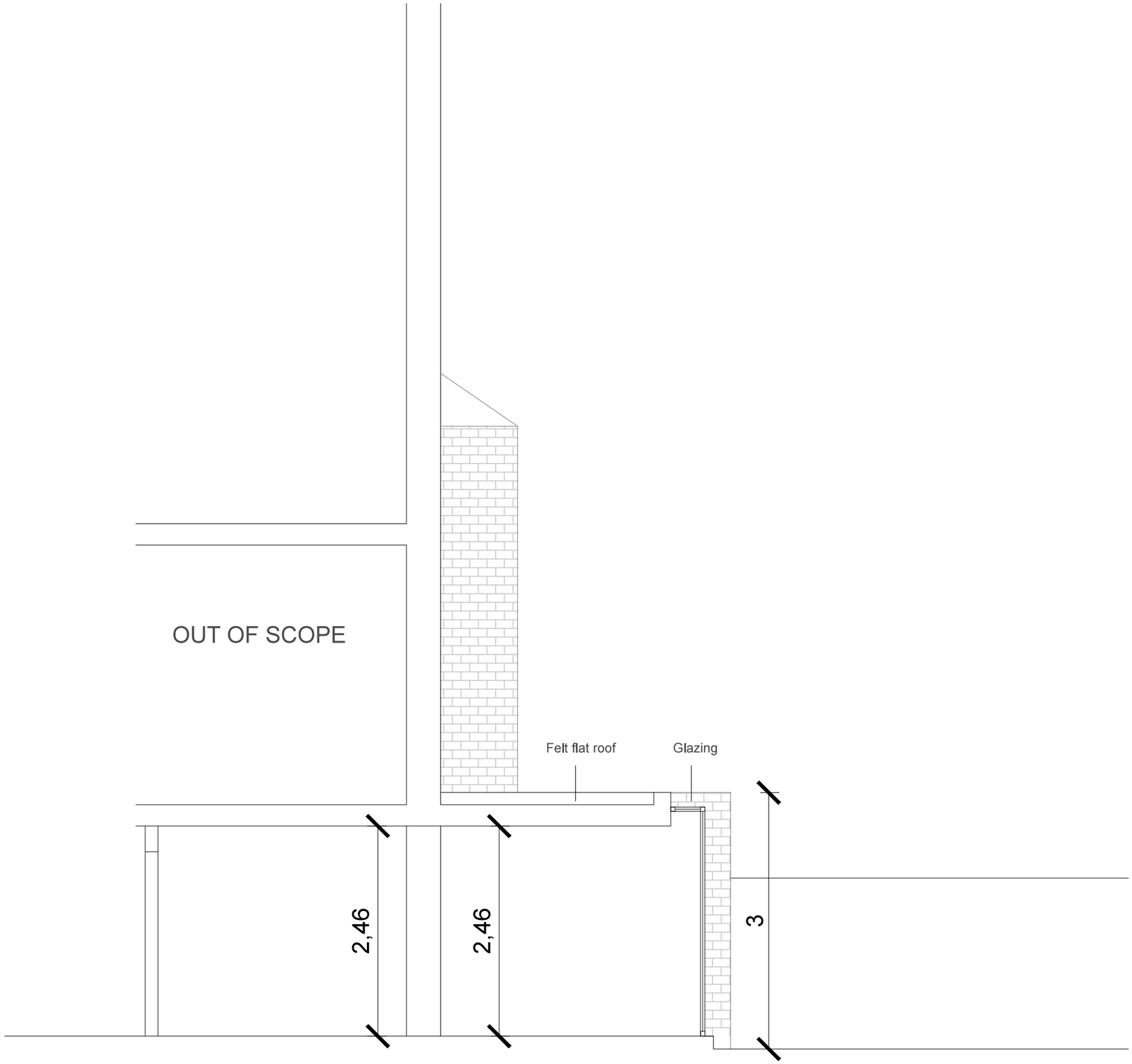

NOTES:

1. DO NOT SCALE FROM THIS DRAWING
2. ALL DIMENSIONS ARE IN METERS UNLESS OTHERWISE SPECIFIED
3. TO BE CONSTRUCTED IN ACCORDANCE WITH BRITISH STANDARDS
4. ALL MEASUREMENTS ARE SUBJECT TO CONFIRMATION BY THE CONTRACTOR DURING THE WORKS ON SITE.
5 THIS DRAWING IS TO BE READ IN CONJUNCTION WITH ALL RELEVANT ARCHITECTURAL AND ENGINEER DRAWINGS AND SPECIFICATIONS
6 THIS DRAWING IS A CONCEPT LAYOUT NOT FOR CONSTRUCTION PURPOSES

REV.	DATE	COMMENTS

PROJECT:

GOLDHURST TERRACE 44

CLIENT:

ARCHITECTURAL DRAWINGS

DRAWING NO: AP220 REVISION NO: 00

DRAWING

PROPOSED SECTION A

APPROVED BY

DRAWN BY

SCALE 1/50@A3

DATE: 28/10/2014

KOKORELIAARCHITECTS
14 ABERDARE GARDEN NW6 3PY TEL. UK (0044) 2076257005 GR 00302106549300 WWW.PLUSTWO.GR

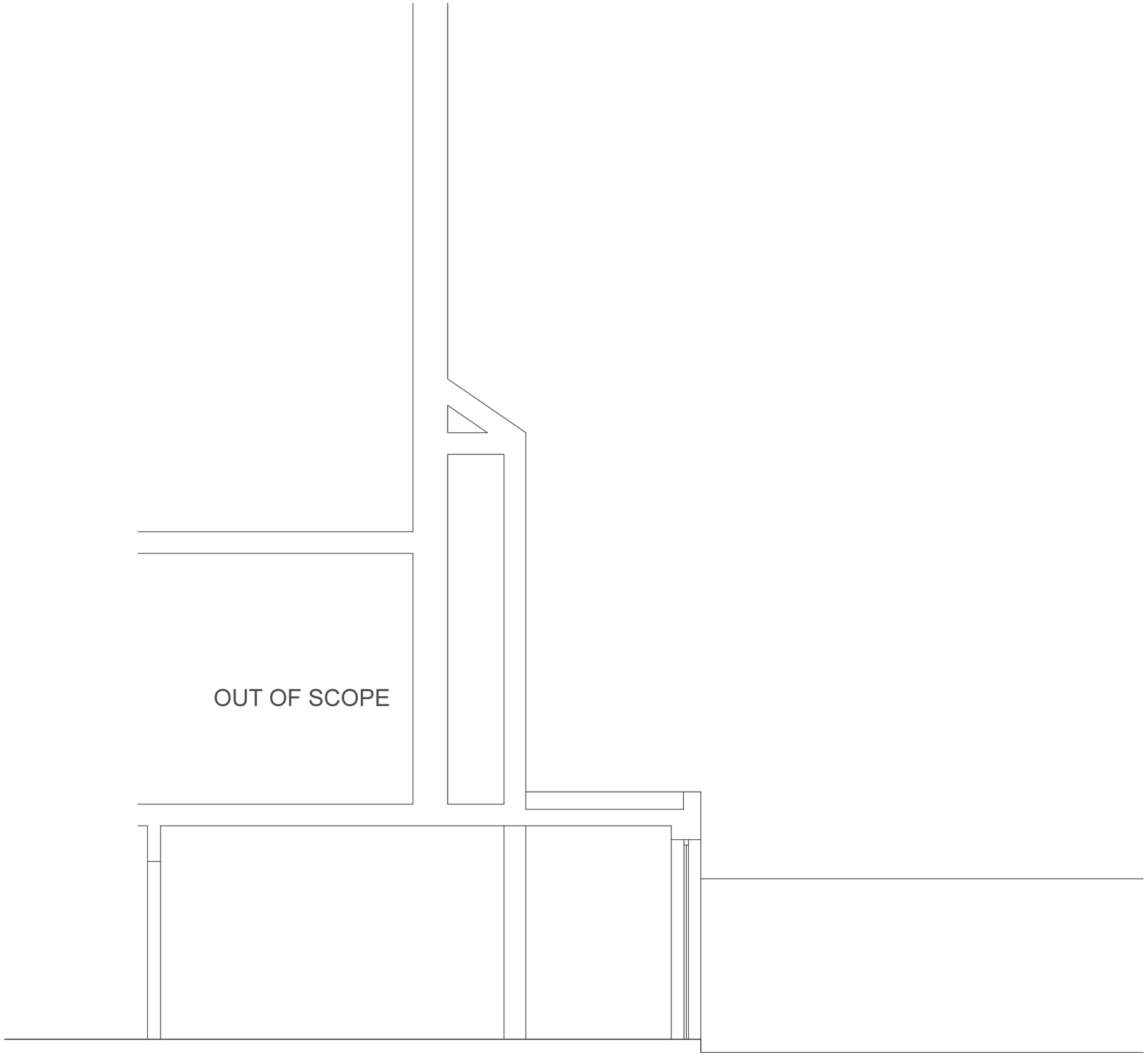

NOTES:

1. DO NOT SCALE FROM THIS DRAWING
2. ALL DIMENSIONS ARE IN METERS UNLESS OTHERWISE SPECIFIED
3. TO BE CONSTRUCTED IN ACCORDANCE WITH BRITISH STANDARDS
4. ALL MEASUREMENTS ARE SUBJECT TO CONFIRMATION BY THE CONTRACTOR DURING THE WORKS ON SITE.
5 THIS DRAWING IS TO BE READ IN CONJUNCTION WITH ALL RELEVANT ARCHITECTURAL AND ENGINEER DRAWINGS AND SPECIFICATIONS
6 THIS DRAWING IS A CONCEPT LAYOUT NOT FOR CONSTRUCTION PURPOSES

REV.	DATE	COMMENTS

PROJECT:

GOLDHURST TERRACE 44

CLIENT:

ARCHITECTURAL DRAWINGS

DRAWING NO. AP221 REVISION NO. 00

DRAWING

PROPOSED SECTION B

APPROVED BY

DRAWN BY

SCALE 1/50@A3

DATE: 28/10/2014

KOKORELIAARCHITECTS
14 ABERDARE GARDEN NW6 3PY TEL. UK (0044) 2076257005 GR 00302106549300 WWW.PLUSTWO.GR