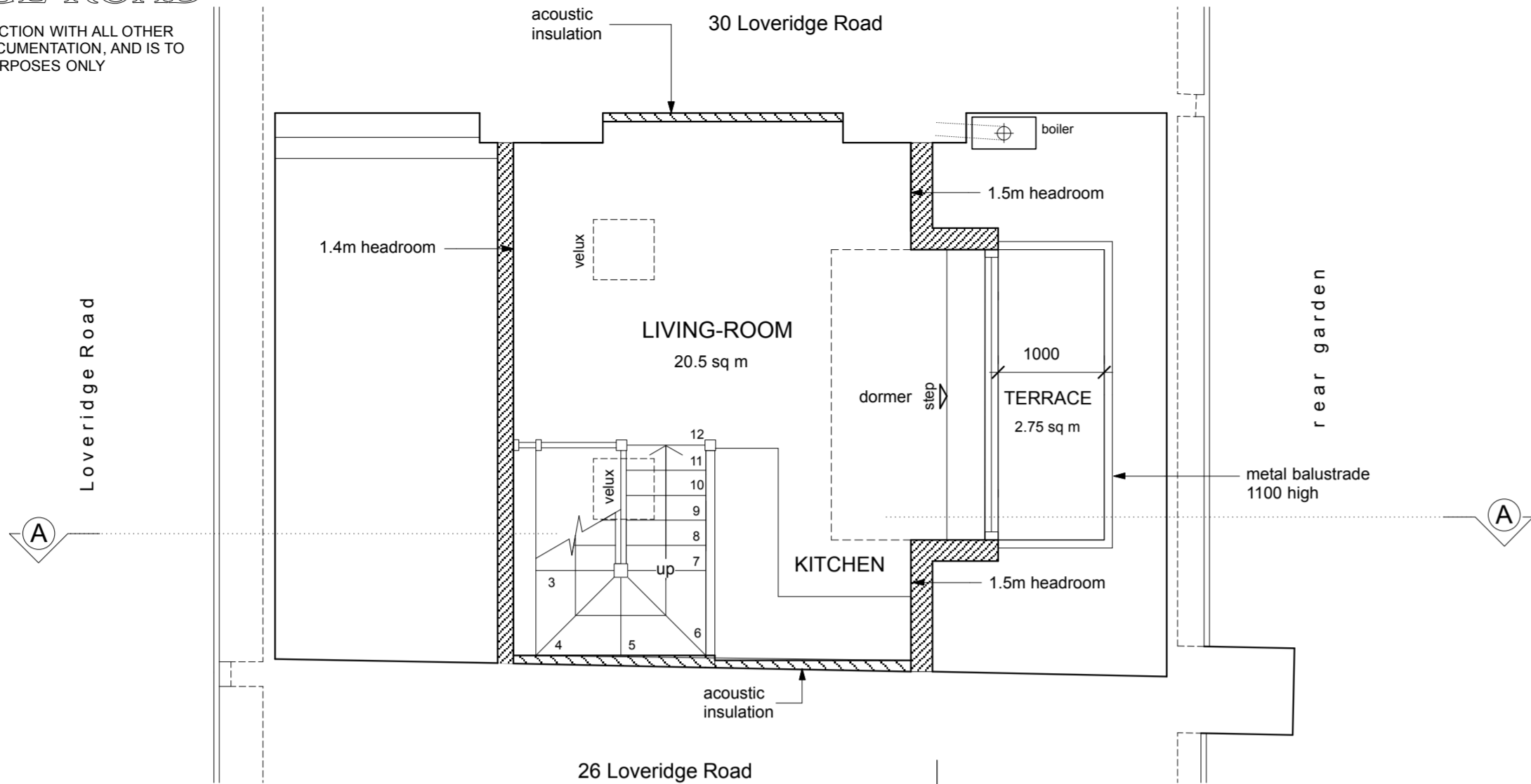


28 LOVERIDGE ROAD

THIS DRAWING IS TO BE READ IN CONJUNCTION WITH ALL OTHER PLANNING APPLICATION DRAWINGS & DOCUMENTATION, AND IS TO BE USED FOR PLANNING APPLICATION PURPOSES ONLY

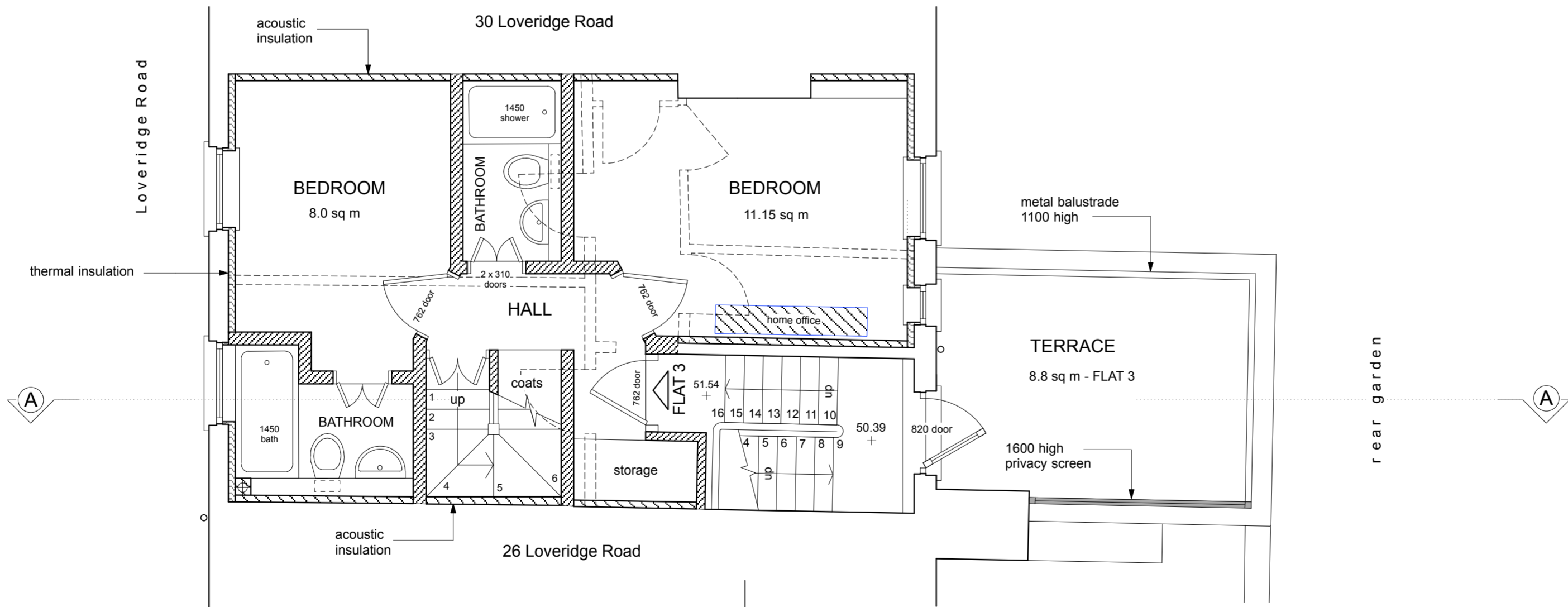


LOFT PLAN - PROPOSED  
FLAT 3 UPPER FLOOR

20.5 sq m + 33.6 sq m (lower floor) - 54.10 sq m total

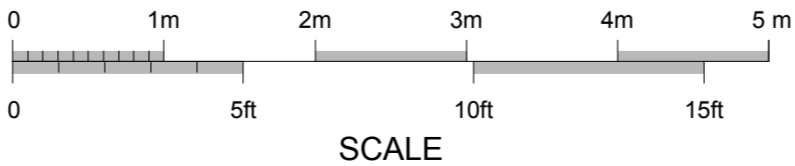
| SCHEDULE OF ACCOMMODATION                                |                                                                       | TOTAL AREA             | ROOM FLOOR AREAS 1 sq m = 10.764 sq ft |       |       |       |
|----------------------------------------------------------|-----------------------------------------------------------------------|------------------------|----------------------------------------|-------|-------|-------|
| FLAT NUMBER                                              | TYPE                                                                  | sq m including storage | LIVING/ KITCHEN                        | BED 1 | BED 2 | STUDY |
| 1                                                        | 2P 1-bedroom garden flat<br>Part M compliant - ambulant<br>1 bathroom | 55.25                  | 14.8                                   | 12.2  | ----- | 9.1   |
| 2                                                        | 2P 1-bedroom balcony flat<br>1 bathroom                               | 43.50                  | 18.375                                 | 12.1  | ----- | 5.0   |
| 3                                                        | 3P 2-bedroom twin balcony flat<br>2 bathrooms                         | 54.10                  | 20.50                                  | 11.15 | 8.00  | ----- |
| Existing house floor area (internal area) is 150.20 sq m |                                                                       |                        | Existing site area (net) is 179 sq m   |       |       |       |

- new (insulated) construction
- acoustic insulation  
Part E - Building Regulations
- thermal insulation  
Part L - Building Regulations
- 1.8m free wall space  
for home office use -  
including two double  
sockets and double  
phone points



SECOND FLOOR PLAN - PROPOSED  
FLAT 3 - 2-BEDROOM FLAT - LOWER FLOOR

33.6 sq m + 20.5 sq m (upper floor) - 54.10 sq m total



A2-size drawing  
1:50 scale

REVISION C - 24th October 2014

Flat 2 - bay window removed

REVISION B - 2nd October 2014

Flat 3 - bedroom sizes amended - one bathroom now shower-room

REVISION A - 30th September 2014

Flat 3 - lower floor amended to provide one large and one small bedroom - planted area omitted from (smaller) terrace - staircase storage area taken into flat - living area increased with dormer taken 120mm north

**Brod Wight**  
ARCHITECTS

TEL 020 7722 0810 FAX 020 7722 0939 E MAIL office@brodwight.co.uk WEB www.brodwight.co.uk  
75 Haverstock Hill London NW3 4SL

28 LOVERIDGE ROAD - LONDON NW6 - CONVERSION TO FLATS  
SECOND FLOOR & LOFT PLANS - PROPOSED **1035AP1-02C**

Date July 2104 Scale 1:50 (A2) This drawing is copyright Revisions