

# JOINERY DETAIL SHEET

## COMPLETE NEW FLUSH CASEMENT WINDOW WITH 3 FIXED SASHES - NON DOC L

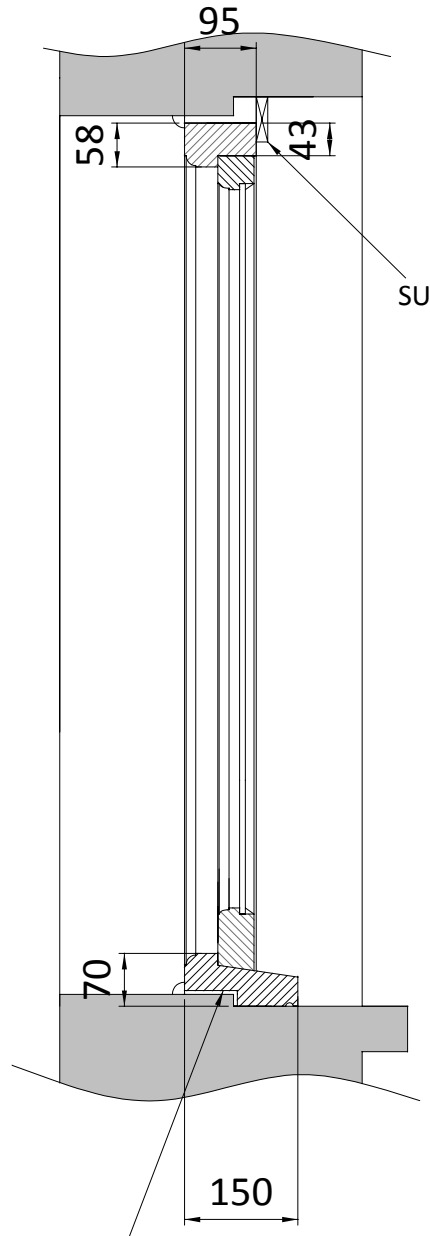
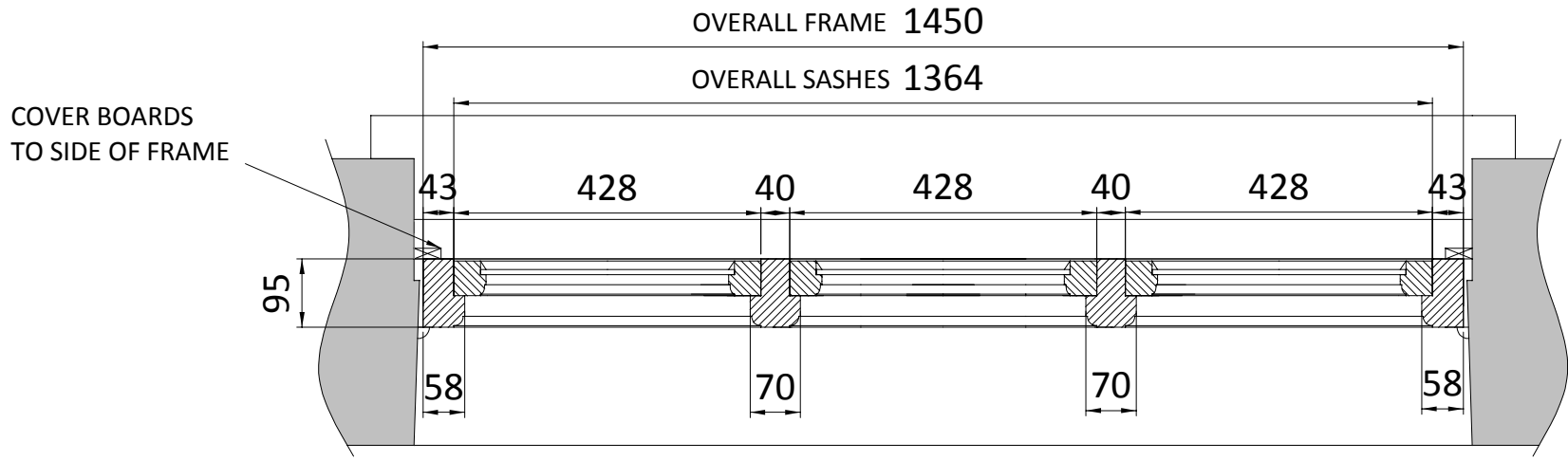
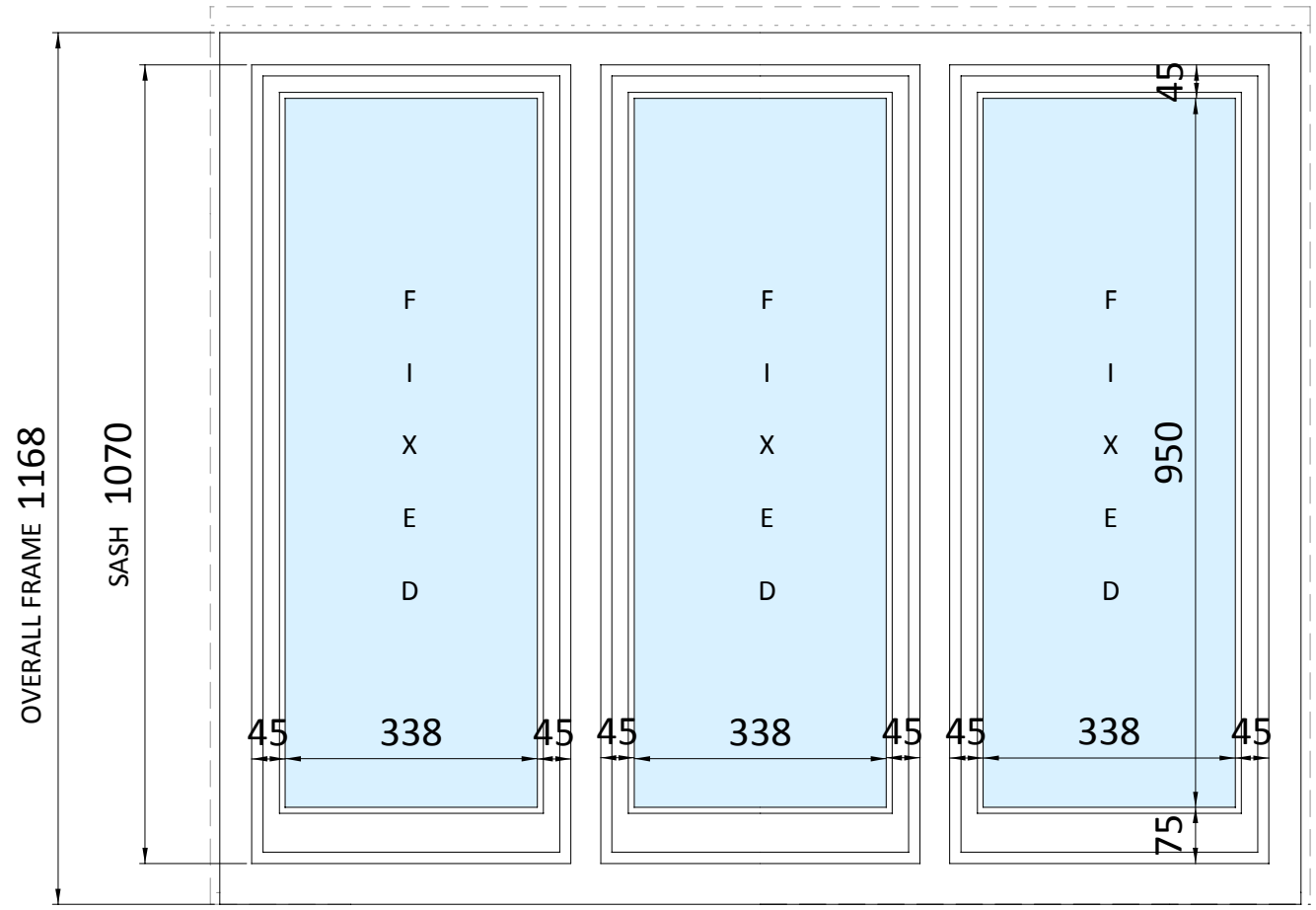
<b>Customer:</b> THORNE	<b>Job No:</b> 22135	<b>Date:</b> 03/11/2014	<b>Sheet 1</b>	<b>Of 3</b>
-------------------------	----------------------	-------------------------	----------------	-------------

<p><u>Diagram</u></p> <p style="font-size: 24px; margin-top: 100px;">SEE SHEET 2</p>	<p><b>Sectional details</b></p> <table style="width: 100%; border-collapse: collapse;"> <tr> <td style="width: 5%;"></td> <td style="width: 15%;"><b>Frame</b></td> <td style="width: 60%;">Head FINISHED</td> <td style="width: 10%;">58 X 95</td> <td style="width: 10%;">mm</td> </tr> <tr> <td></td> <td></td> <td>Frame FINISHED</td> <td>58 X 95</td> <td>mm</td> </tr> <tr> <td></td> <td></td> <td>Mullion</td> <td>70 X 95</td> <td>mm</td> </tr> <tr> <td></td> <td></td> <td>Transom FINISHED</td> <td>NA</td> <td>mm</td> </tr> <tr> <td></td> <td></td> <td>Cill FINISHED</td> <td>70 X 150</td> <td>mm</td> </tr> <tr> <td></td> <td></td> <td>Cill Horns</td> <td>20</td> <td>mm</td> </tr> <tr> <td></td> <td><b>Casement</b></td> <td>Sash Head</td> <td>45</td> <td>mm</td> </tr> <tr> <td></td> <td></td> <td>Sash Stiles</td> <td>45</td> <td>mm</td> </tr> <tr> <td></td> <td></td> <td>Sash Btm Rail TOP STEPPED</td> <td>45</td> <td>mm</td> </tr> <tr> <td></td> <td></td> <td>Sash Btm Rail BTM STEPPED</td> <td>75</td> <td>mm</td> </tr> <tr> <td></td> <td></td> <td>Sash Thickness</td> <td>48</td> <td>mm</td> </tr> <tr> <td></td> <td><b>mouldings</b></td> <td>NIB</td> <td>NA</td> <td>mm</td> </tr> <tr> <td></td> <td></td> <td>GLAZING BAR</td> <td>NA</td> <td>mm</td> </tr> <tr> <td></td> <td></td> <td>Profile</td> <td>OVOLO</td> <td>6 X 13 (14) mm</td> </tr> <tr> <td></td> <td></td> <td>Glazing rebate</td> <td>8 X 19</td> <td>mm</td> </tr> </table>		<b>Frame</b>	Head FINISHED	58 X 95	mm			Frame FINISHED	58 X 95	mm			Mullion	70 X 95	mm			Transom FINISHED	NA	mm			Cill FINISHED	70 X 150	mm			Cill Horns	20	mm		<b>Casement</b>	Sash Head	45	mm			Sash Stiles	45	mm			Sash Btm Rail TOP STEPPED	45	mm			Sash Btm Rail BTM STEPPED	75	mm			Sash Thickness	48	mm		<b>mouldings</b>	NIB	NA	mm			GLAZING BAR	NA	mm			Profile	OVOLO	6 X 13 (14) mm			Glazing rebate	8 X 19	mm
	<b>Frame</b>	Head FINISHED	58 X 95	mm																																																																								
		Frame FINISHED	58 X 95	mm																																																																								
		Mullion	70 X 95	mm																																																																								
		Transom FINISHED	NA	mm																																																																								
		Cill FINISHED	70 X 150	mm																																																																								
		Cill Horns	20	mm																																																																								
	<b>Casement</b>	Sash Head	45	mm																																																																								
		Sash Stiles	45	mm																																																																								
		Sash Btm Rail TOP STEPPED	45	mm																																																																								
		Sash Btm Rail BTM STEPPED	75	mm																																																																								
		Sash Thickness	48	mm																																																																								
	<b>mouldings</b>	NIB	NA	mm																																																																								
		GLAZING BAR	NA	mm																																																																								
		Profile	OVOLO	6 X 13 (14) mm																																																																								
		Glazing rebate	8 X 19	mm																																																																								
<p><b>Location:</b> BASEMENT FRONT ELEVATION FRONT ROOM</p>	<p>ITEM 1 Qty: 1</p>																																																																											
<p><b>Material:</b> ACCOYA HARDWOOD CILL</p>																																																																												
<p><b>Furniture:</b> N/A</p>																																																																												

<p><b>Glazing</b></p> <table style="width: 100%; border-collapse: collapse;"> <tr> <td style="width: 33%;"></td> <td style="width: 33%; text-align: center;"><u>Single</u></td> <td style="width: 33%; text-align: center;"><u>DOUBLE</u></td> </tr> <tr> <td>CASEMENT</td> <td style="text-align: center;">7.5mm ANTIBANDIT</td> <td></td> </tr> <tr> <td></td> <td></td> <td></td> </tr> <tr> <td>DRY SEAL</td> <td></td> <td style="text-align: center;">NON DOC L</td> </tr> </table>		<u>Single</u>	<u>DOUBLE</u>	CASEMENT	7.5mm ANTIBANDIT					DRY SEAL		NON DOC L	<p><b>Paint Finish</b></p> <p><b>Internal:</b> STD WHITE</p> <p><b>External:</b> STD WHITE</p> <p><b>Cill:</b> STANDARD WHITE</p>	<p><b>Existing Window Details:</b></p> <p>Opening:</p> <p>Window: 1475 X 1210</p> <p>Sashes:</p> <p>Geometry: SQ</p>
	<u>Single</u>	<u>DOUBLE</u>												
CASEMENT	7.5mm ANTIBANDIT													
DRY SEAL		NON DOC L												

<p><b>Additional Information</b></p> <p><b>Installed:</b> EXTERNALLY</p> <p><b>Notes:</b> NARROWER STILES AND HEAD DUE TO LISTED BUILDING STATUS</p>	<p><b>Installation</b></p>
--	----------------------------

INTERNALLY VIEWED  
FLUSH CASEMENT WINDOW - 3 FIXED SASHES - NON DOC L



REBATE ON SITE  
UNDERSIDE OF CILL  
TO FIT AROUND EXISTING  
PLASTERED REVEAL

**THORNE**  
Job no 22135  
Sheet 2 of 3

Drawn by: C JEWISS  
scale: 1: 1 & 1:10 at A3  
Issue No: 01  
Date: 3RD NOV 2014

Material: ACCOYA  
HARDWOOD CILL

Finish - Int: See Sheet 1  
Ext: See Sheet 1

Glass - See Sheet 1

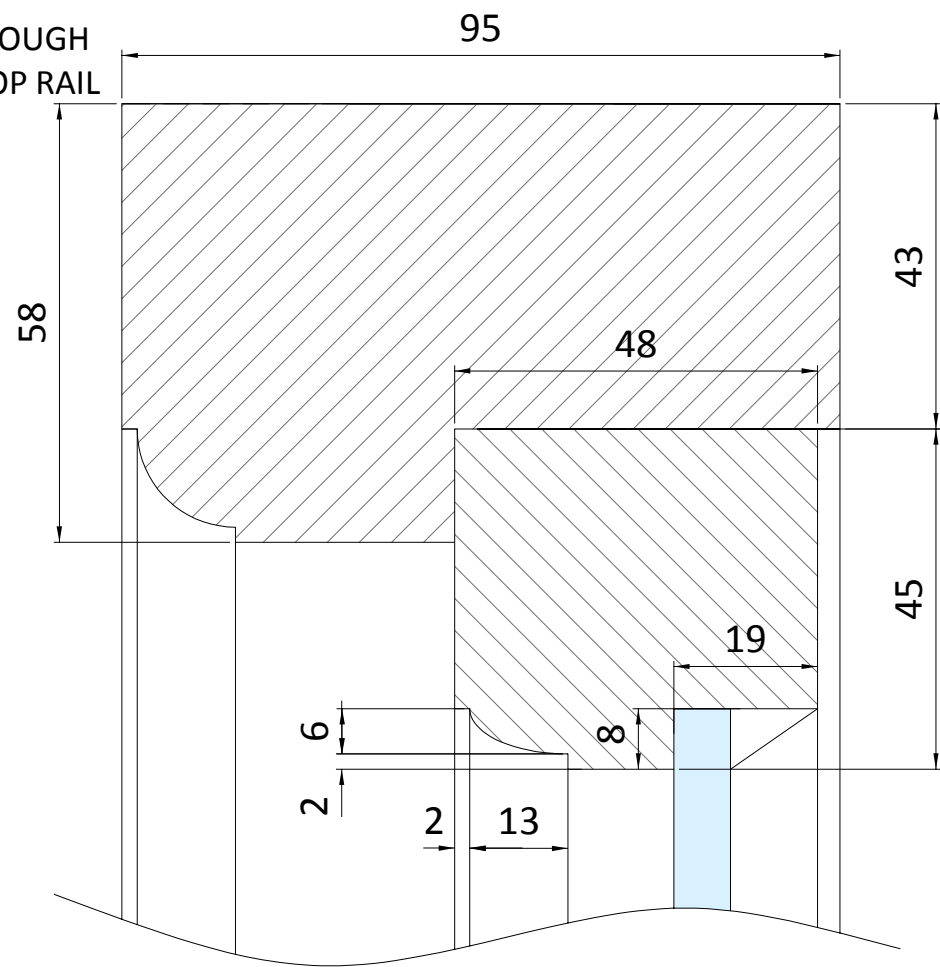
Notes:  
1. REMOVE CRITCAL WINDOW AND INT SECURITY GRILLE. CUT REBATE ON SITE UNDERSIDE OF CILL TO FIT AROUND PLASTERED REVEAL.  
2. SUPPLY EXT HEAD BOARD, EXT COVER BOARDS TO FRAMES, INT QUADS.

The Sash Window Workshop Ltd.  
4 Kiln Lane, Bracknell,  
Berks RG12 1NA  
tel: +44 (0)1344 868668  
fax: +44 (0)1344 868858  
email: jewiss@sashwindow.com

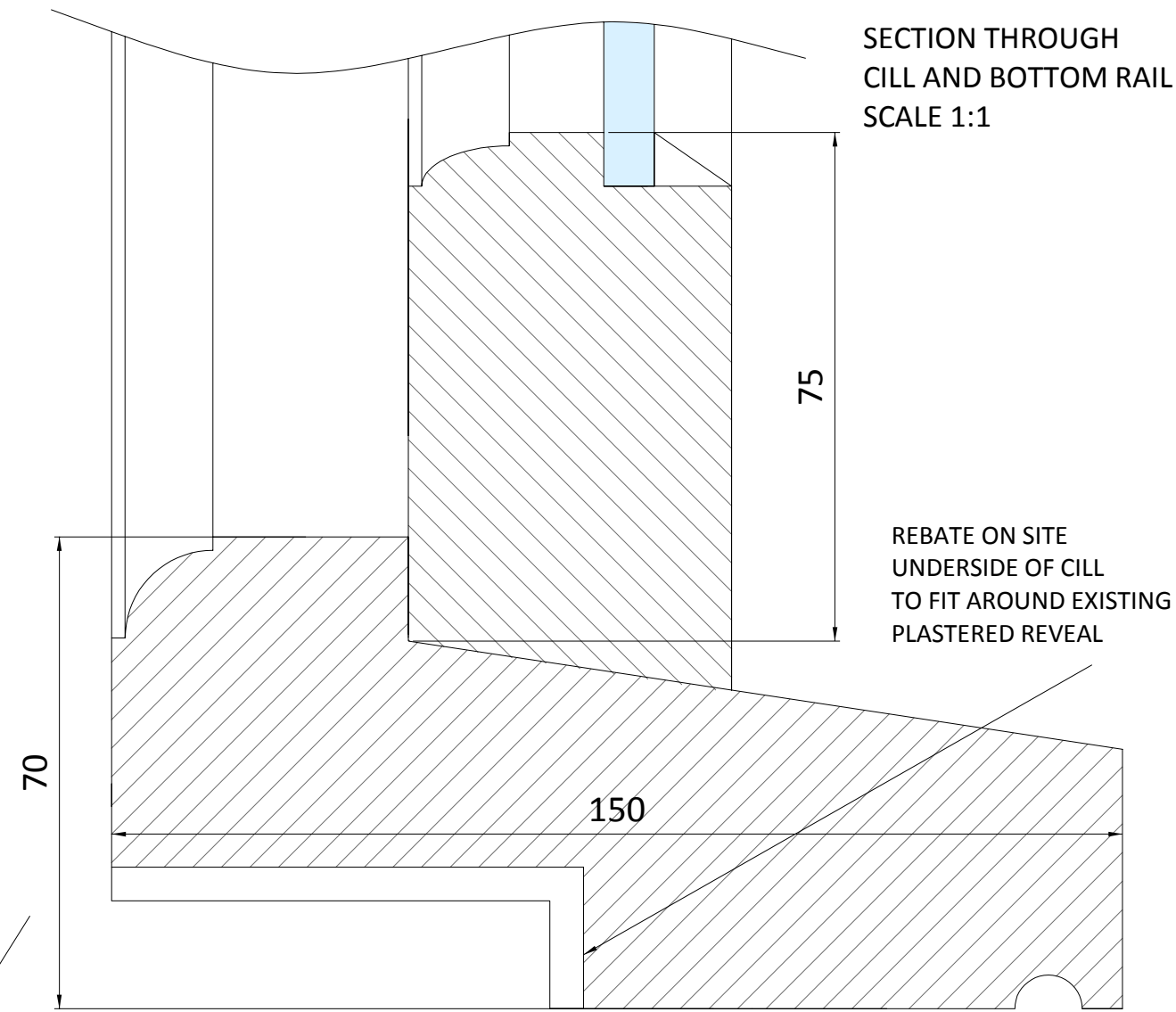
COMPLETE NEW  
FLUSH CASEMENT WINDOW  
WITH 3 FIXED SASHES  
NON DOC L

**ITEM 1**

SECTION THROUGH  
HEAD AND TOP RAIL  
SCALE 1:1

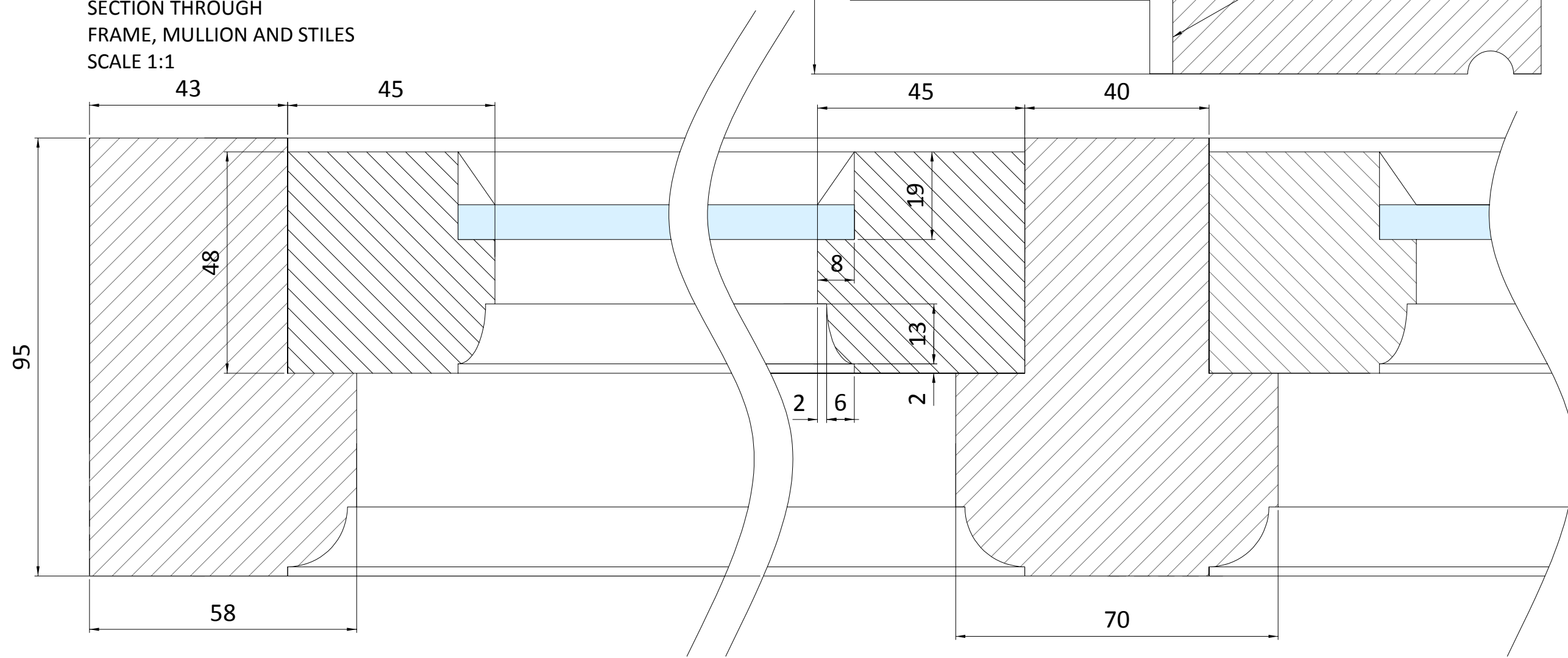


SECTION THROUGH  
CILL AND BOTTOM RAIL  
SCALE 1:1



REBATE ON SITE  
UNDERSIDE OF CILL  
TO FIT AROUND EXISTING  
PLASTERED REVEAL

SECTION THROUGH  
FRAME, MULLION AND STILES  
SCALE 1:1



**THORNE**  
Job no 22135  
Sheet 3 of 3

Drawn by: C JEWISS  
scale: 1: 1 & 1:10 at A3  
Issue No: 01  
Date: 3RD NOV 2014

Material: ACCOYA  
HARDWOOD CILL

Finish - Int: See Sheet 1  
Ext: See Sheet 1

Glass - See Sheet 1

- Notes:
1. REMOVE CRITTAL WINDOW AND INT SECURITY GRILLE. CUT REBATE ON SITE UNDERSIDE OF CILL TO FIT AROUND PLASTERED REVEAL.
  2. SUPPLY EXT HEAD BOARD, EXT COVER BOARDS TO FRAMES, INT QUADS.

The Sash Window Workshop Ltd.  
4 Kiln Lane, Bracknell,  
Berks RG12 1NA  
tel: +44 (0)1344 868668  
fax: +44 (0)1344 868858  
email: jewiss@sashwindow.com

COMPLETE NEW  
FLUSH CASEMENT WINDOW  
WITH 3 FIXED SASHES  
NON DOC L

**ITEM 1**