

Nuaire International, Western Industrial Estate, Caerphilly, CF83 1NA, United Kingdom.
 Tel:+44 (0)29 2085 8200 Fax:+44 (0)29 2085 8300 email:info@nuairegroup.com

Whilst the information given on this data sheet is fan specific, it is in summary and reference to the product selection catalogue and installation & maintenance documents is recommended.
 This data sheet produced on 21 May 2014 19:34 using software version 2.6.08 - 12-February-2013

Technical Data

AM - Airmover

In-Line Centrifugal Duct Fan

Fan Code: **AM42ES**
 Installation Manual Links: 671174
 Required Duty: 200 l/s @ 165 Pa
 Actual Duty: 294 l/s @ 358 Pa
 Actual at Required Flow: 200 l/s @ 372 Pa

When Speed Controlled to Required Duty (67.9%):

Fan Input Power: 0.064 kW
Motor Input Power: 0.106 kW
Specific Fan Power: 0.5 W/(l/s)

Motor Efficiency: 68 %
 Fan Efficiency: 51 %
 Fan Input Power: 0.205 kW
 Maximum Fan Input Power: 0.28 kW
 Motor Input Power: 0.337 kW
 Specific Fan Power: 1.1 W/(l/s)
 Nominal Fan Speed: 4 Pole 1,430 RPM
 Electrical Supply: 3 Phase
 Nominal Motor Rating: 0.37 kW
 Motor Current: flc: 1.1 A
 Motor Current: sc: 1.1 A

All Ecosmart fans feature soft-starting and stepless variable speed control. A switch disconnecter is required to isolate the fan from the electrical supply.

Max. Operating Temp.: 60°C
 Weight: 53 kg

Sound Data

Acoustic performance to BS848 Part 2.2 and AMCA 300.

Breakout Noise (dBA): 28 dBA @ 3m

Breakout level is spherical. For hemi-spherical add 3 dBA.

Sound Power Levels re 1 pWatts (Hz):

Hz	63	125	250	500	1k	2k	4k	8k
Induct Inlet	71	76	65	61	50	52	49	44
Induct Outlet	70	77	61	59	54	56	50	46
Open Inlet	62	70	62	60	50	51	49	44
Open Outlet	60	71	58	58	54	56	50	46
Breakout	64	63	51	38	23	25	28	19

Noise calculated at actual duty of fan.

Above noise calculated speed controlled to required duty (67.9%)

For 100% Speed: +3 +3 +5 +6 +9 +9 +9 +9

Breakout Noise (dBA): +4

Values shown are for inlet Lw and outlet Lw sound power levels for: Installation Type D: ducted inlet, ducted outlet. Ratings include the effects of duct end correction.

Project Details

Location: TEF -

Specification

The unit casing shall consist of high rigidity Pentapost framework with double skinned infill panels. Panels shall contain inert high density infill. Panel material shall be heavy gauge Aluzinc corrosion resistant steel. Fans shall be of high efficiency backward curved centrifugal design, manufactured in galvanised steel. Fans shall be direct drive with high efficiency IE2 motors to IEC60034-30:2008 where applicable (e.g. single speed motors, rated at 0.75kW and above). The efficiency rating of other motors will vary by size and type.

Unit fitted with full Ecosmart controls, BMS interfaces and commissioning controls. Ecosmart fans incorporate (in a convenient separate enclosure) a control package providing full Ecosmart functionality. The fan shall have the following energy saving functions integrally mounted within the fan unit on a purpose made PCB, all components pre-wired by the manufacturer: integral maximum and minimum speed adjustment/setting; integral adjustable run on timer; integral BMS interfaces, 0-10v and volt free failure indication.

AMDF2

Square double flanged flexible connectors with a pair of quickfit flanges. The flexible duct material is a sound barrier mat with wear resistant skin, designed to improve sound installation. The material is self extinguishing and suitable for operating temperatures between -30°C to +65°C.

NAV2

Resilient rubber anti-vibration mountings, supplied as a set of 4.

NOTE: Control is not suitable for external mounting.

For weatherproof enclosure please contact sales office.

Selected Ancillaries

2 x AMDF2

Quickfit double flanged flexible connector

1 x NAV2

Anti-vibration mounting kit

Wiring Information

For complete wiring details please refer to the Installation & Maintenance Manual reference 671174 on our website.

Nuaire International, Western Industrial Estate, Caerphilly, CF83 1NA, United Kingdom.
 Tel:+44 (0)29 2085 8200 Fax:+44 (0)29 2085 8300 email:info@nuairegroup.com

Whilst the information given on this data sheet is fan specific, it is in summary and reference to the product selection catalogue and installation & maintenance documents is recommended.
 This data sheet produced on 21 May 2014 19:34 using software version 2.6.08 - 12-February-2013

Technical Data

AM - Airmover

In-Line Centrifugal Duct Fan
 Fan Code:

AM42ES

Required Duty: 200 l/s @ 165 Pa
Actual Duty: 294 l/s @ 358 Pa
 Actual at Required Flow: 200 l/s @ 372 Pa

When Speed Controlled to Required Duty (67.9%):

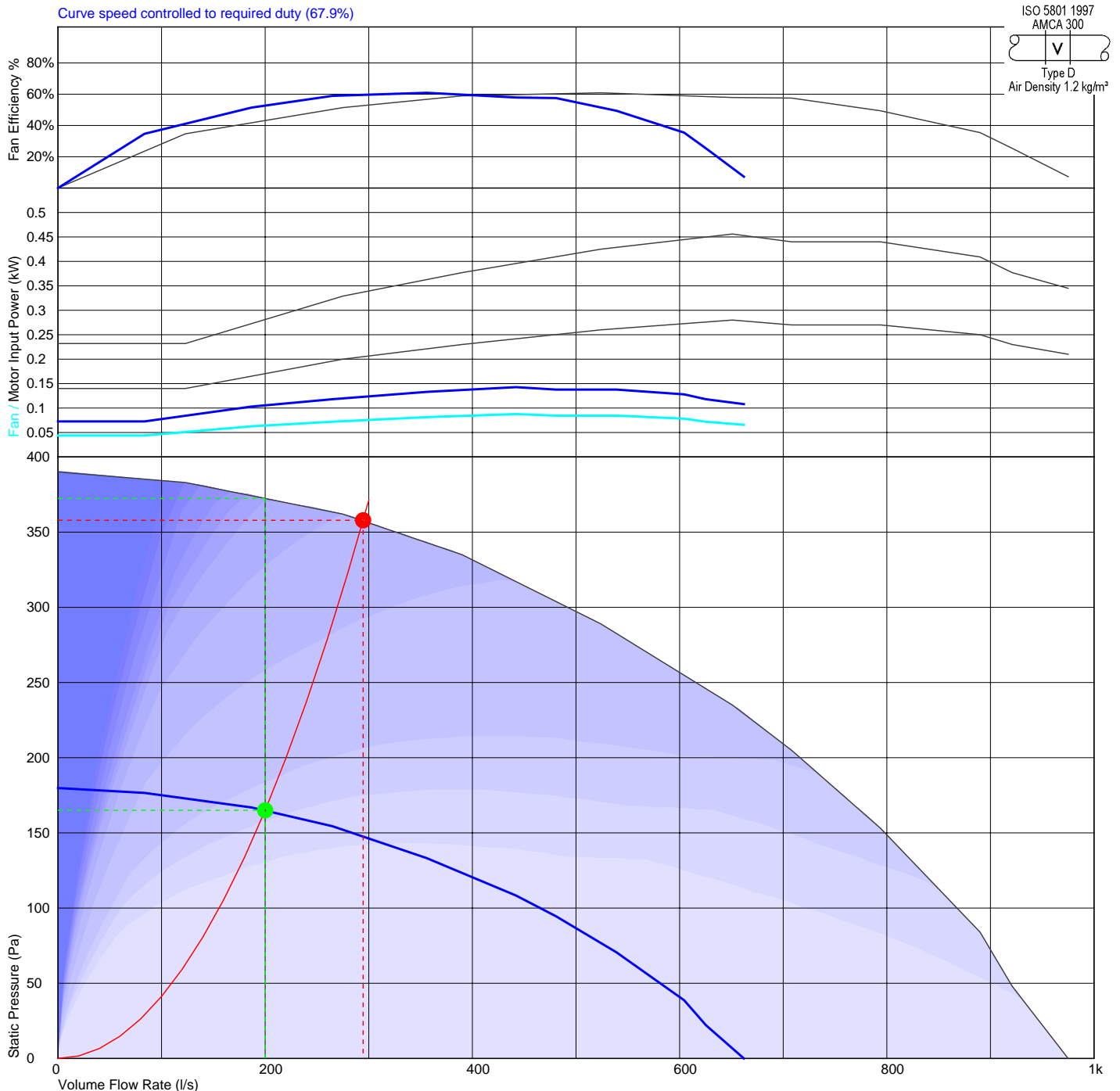
Fan Input Power: 0.064 kW
Motor Input Power: 0.106 kW
Specific Fan Power: 0.5 W/(l/s)
 Motor Efficiency: 68 %
 Fan Efficiency: 51 %
 Fan Input Power: 0.205 kW
 Maximum Fan Input Power: 0.28 kW
 Motor Input Power: 0.337 kW
 Specific Fan Power: 1.1 W/(l/s)

Project Details

Location: TEF -

Performance Curve

Curve speed controlled to required duty (67.9%)



Nuaire International, Western Industrial Estate, Caerphilly, CF83 1NA, United Kingdom.
 Tel:+44 (0)29 2085 8200 Fax:+44 (0)29 2085 8300 email:info@nuairegroup.com

Whilst the information given on this data sheet is fan specific, it is in summary and reference to the product selection catalogue and installation & maintenance documents is recommended.
 This data sheet produced on 21 May 2014 19:34 using software version 2.6.08 - 12-February-2013

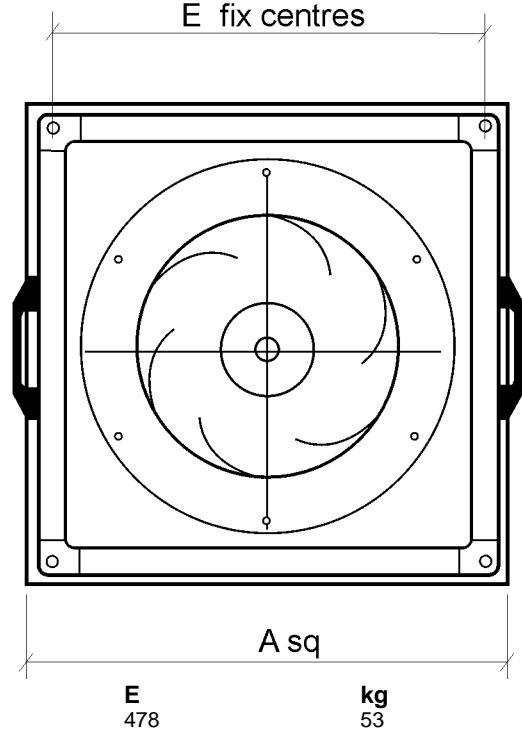
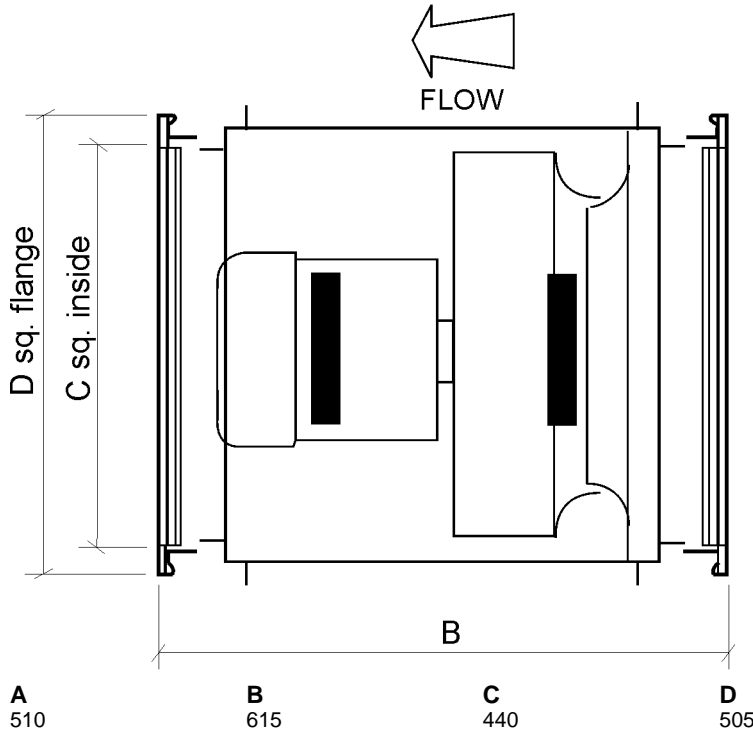
Technical Data

AM - Airmover
 In-Line Centrifugal Duct Fan

Fan Code: **AM42ES**

Project Details

Location: TEF -



The drawing is for dimensional purposes only. Dimensions in mm.

Ancillary Dimensions

AMDF2 - Quickfit double flanged flexible connector
 A=150 B=505 mm

NAV2 - Anti-vibration mounting kit
 B=45 C=75 mm

