

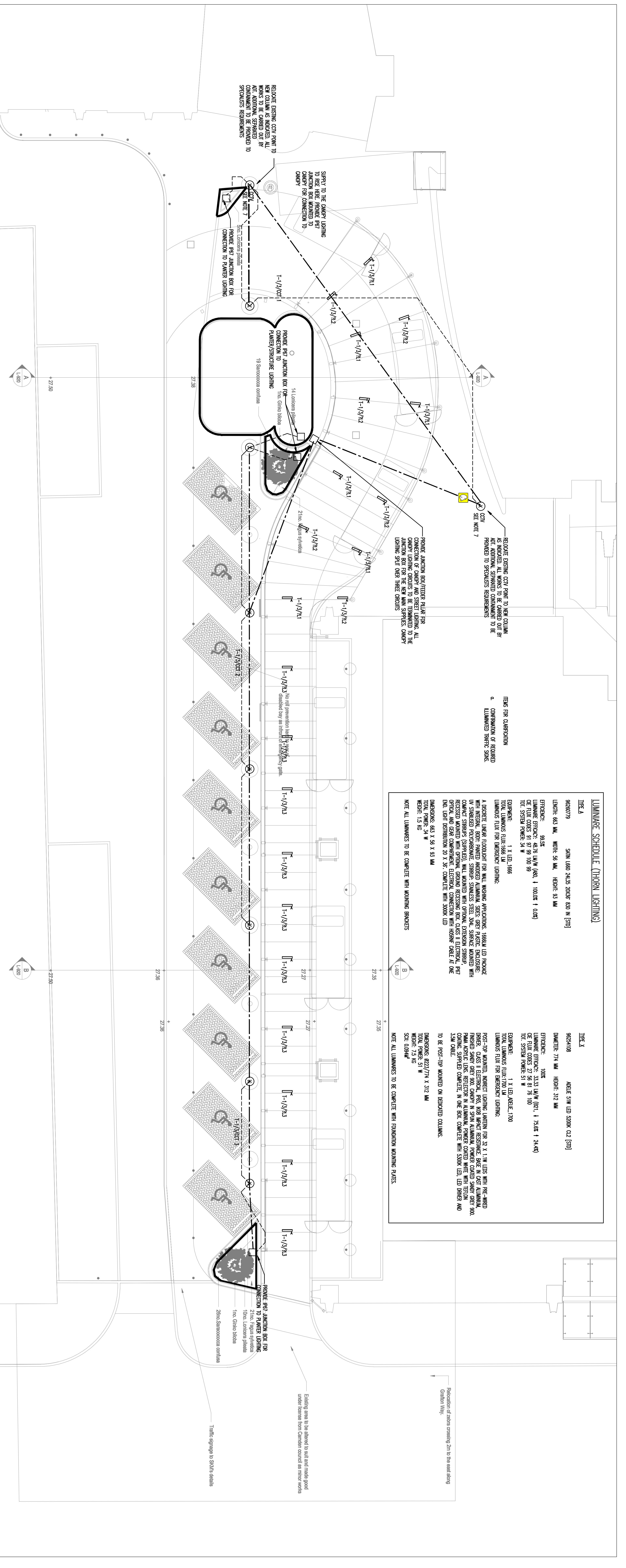
DO NOT SCALE

- ⊖ THORN LIGHTING PPS SURFACE MOUNTED LINEAR LED STRIP
- ⊗ ROAD LIGHTING FITTING AND MOUNTING HEIGHT PER REFER TO STRUCTURAL DETAIL FOR COLUMN MOUNTING REQUIREMENTS.
- CONTINUOUS LED STRIP FOR LOW LEVEL ILLUMINATION OF ROUSING/PLANTERS
- ⊕ 180° LIGHTING JUNCTION BOX BRING 18A

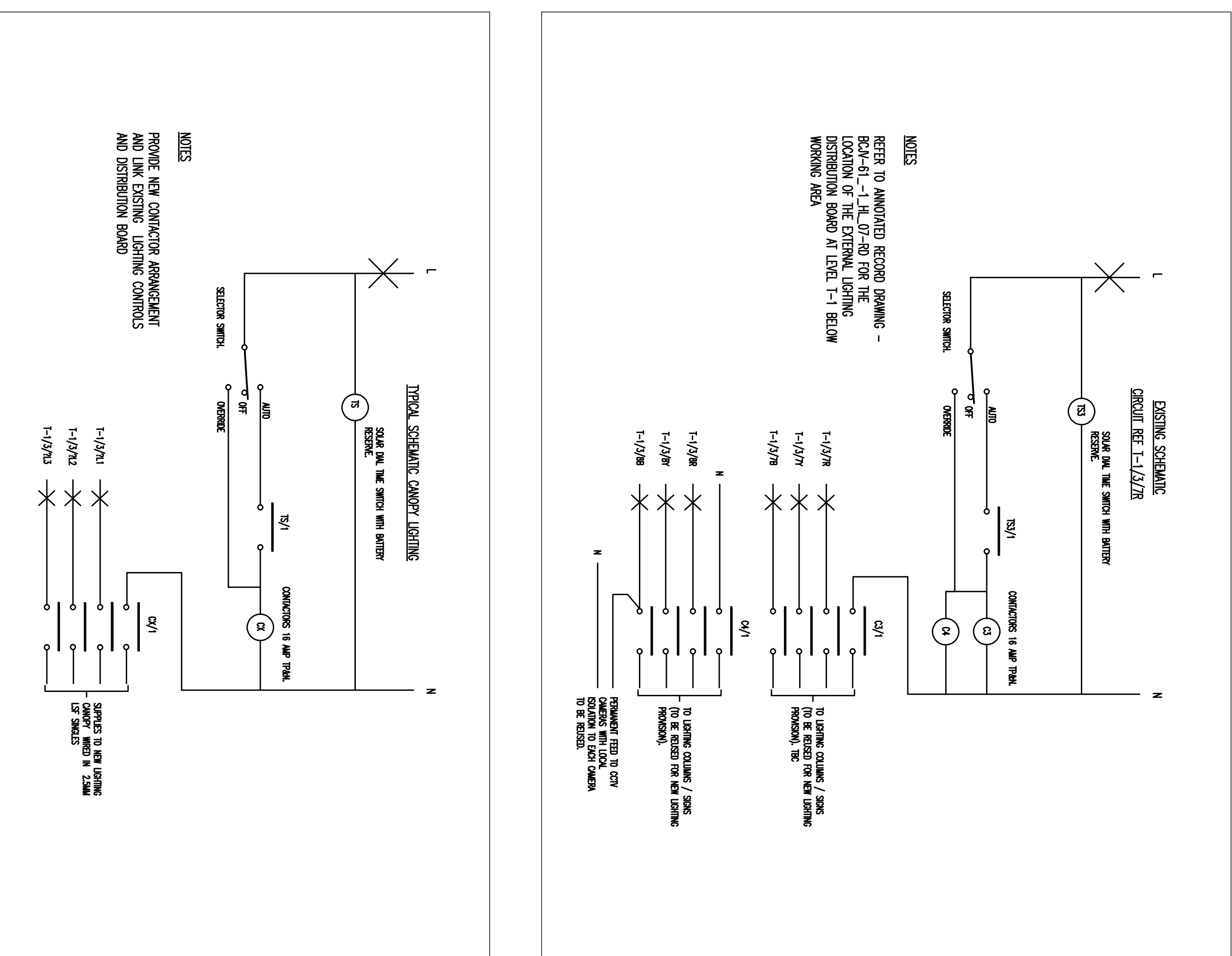
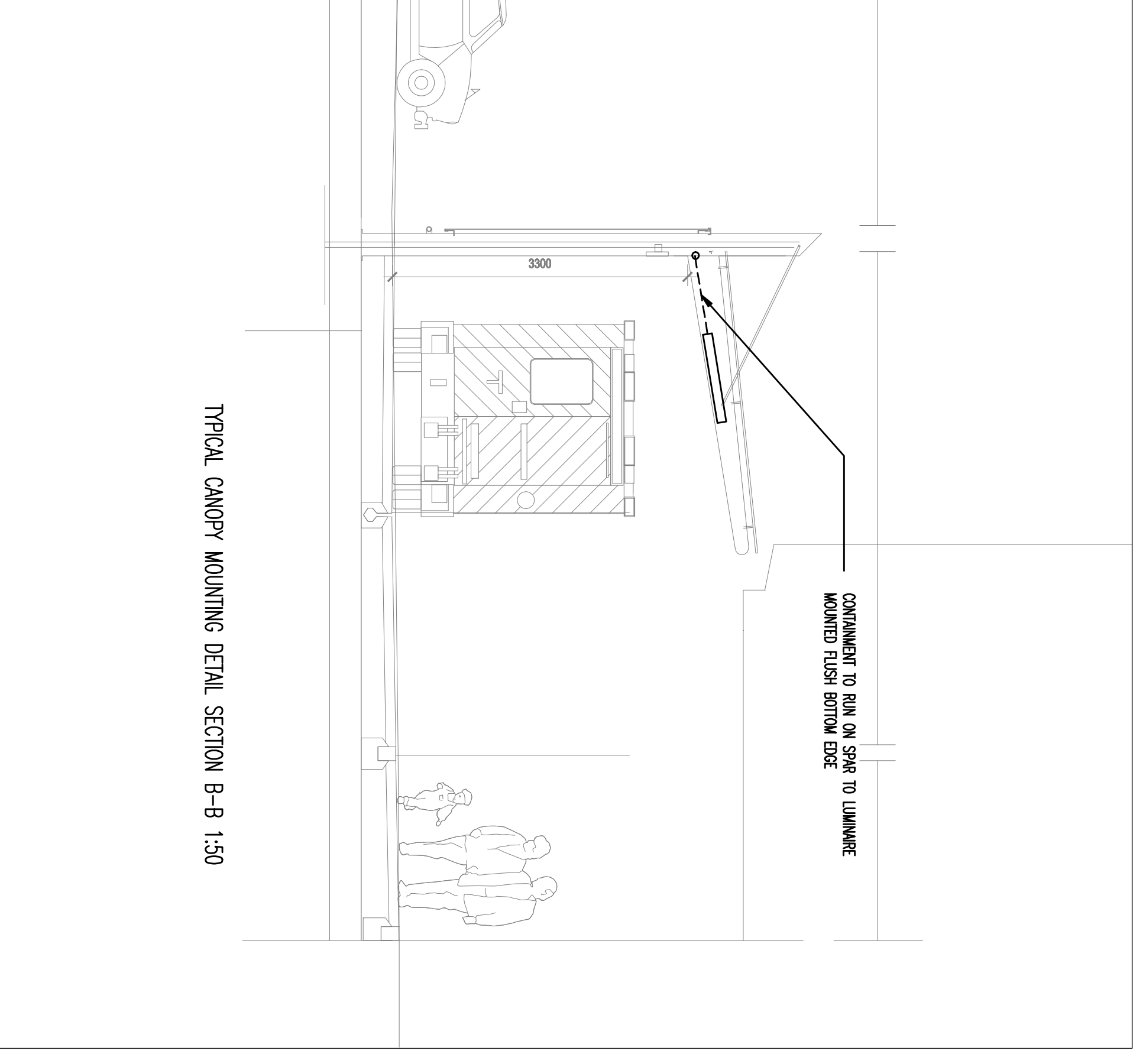
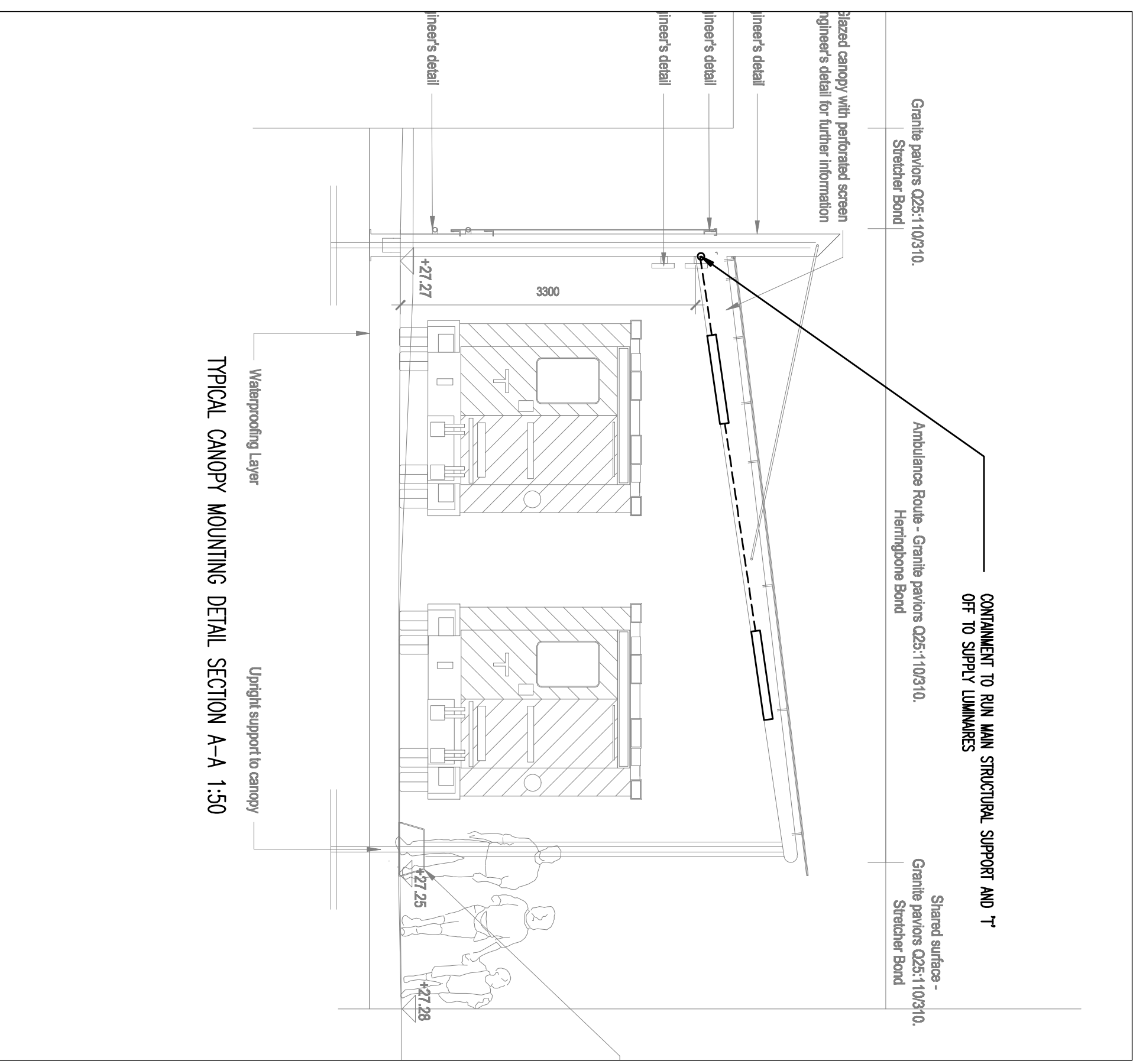
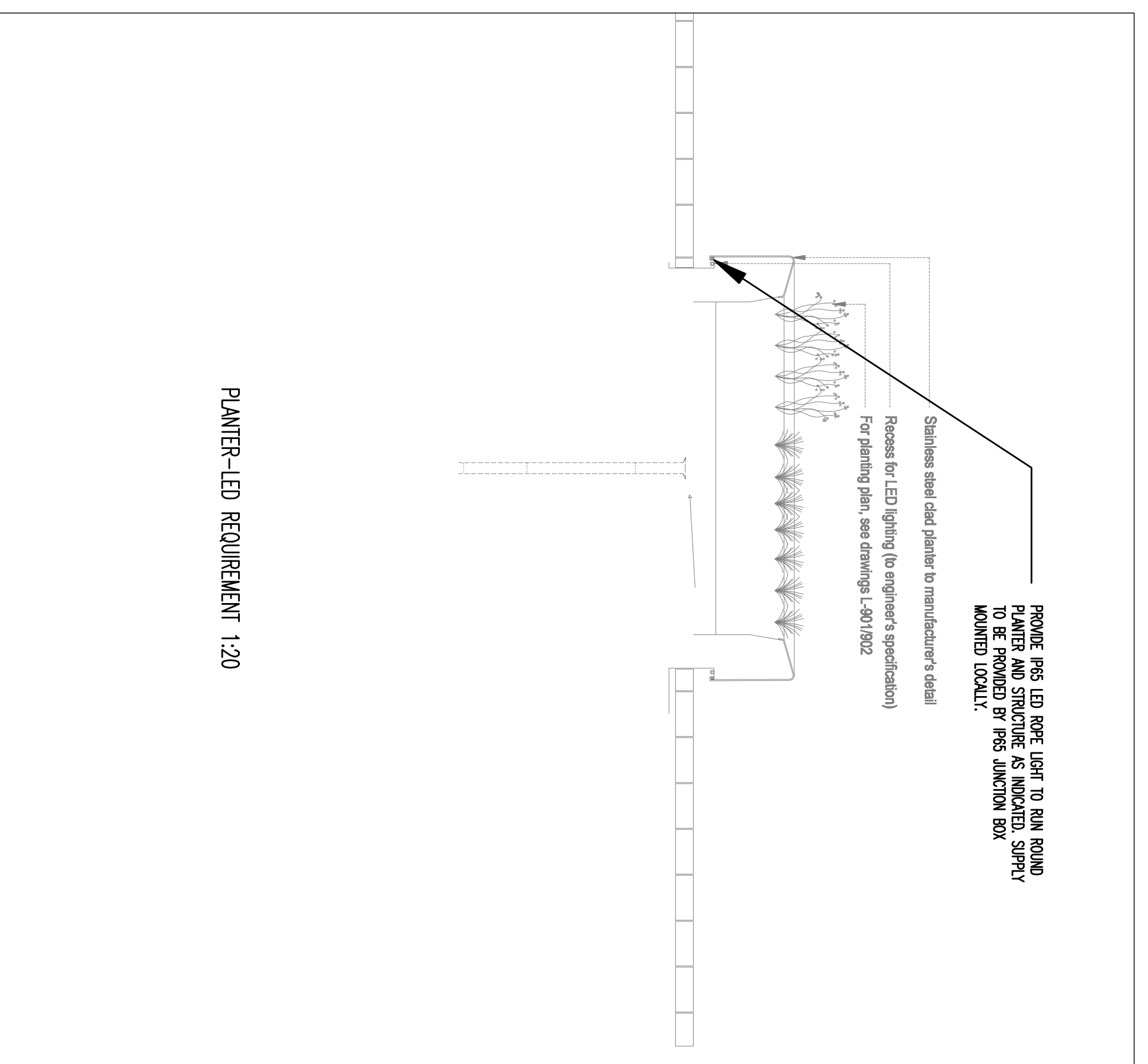
--- ELECTRICAL CIRCUITING
 --- PROPOSED CONTINUITY ROUTE 100MM DIA UPVC DUCTING

NOTES

1. DRAWING TO BE READ IN CONJUNCTION WITH APPLICABLE SPECIFICATIONS, DIMENSIONS, WORKMAN, AND ELECTRICAL DRAWINGS AND INCLUDING ALL RELEVANT SCHEDULES AND SPECIFICATIONS.
2. ELECTRICAL WORKS TO BE PROVIDED AS A COMPLETE INSTALLATION. WORKMAN REGULATION INCLUDE ALL TRAYS, STRIPPERS AND BRIVETS WITH DRAWING.
3. THE CONTRACTOR SHALL OBTAIN ALL NECESSARY PERMITS AND APPROVALS FOR THE WORKS TO BE PROVIDED AND SHALL BE RESPONSIBLE FOR OBTAINING ALL NECESSARY APPROVALS AND PERMITS FOR THE WORKS TO BE PROVIDED.
4. THORN LIGHTING CONTACT IS NOT THOMPSON ON GREAT BRISTOL. A PROJECT QUOTATION HAS BEEN PROVIDED FOR THIS SCOPE AND AVAILABLE ON REQUEST.
5. NEW CANOPY LIGHTING TO BE MOUNTED IN 25MM SQUARE CHANNEL IN A RAY WITH A MINIMUM CLEARANCE OF 50MM FROM THE SURFACE TO THE SPART. ALL BRACKETS REQUIRED TO CLAMP LIGHTING TO CHANNEL. ALL WORKS TO BE SHOWN ON THE LIGHTING JUNCTION BOX CONNECTION.
6. WRITE THE COMPLETE CANOPY LIGHTING CONNECTION SHALL BE REFERRED TO REVISION DRAWING BY THE MESSAGE ET WORK.
7. TWO CITY ASSUMES ARE MENTIONED ON THE PROPOSED SPARKS AND REVISIONS MAKE THE COLUMN LIGHTING IS PROVIDED CONNECTION AND THOMPSON CONTACT IS PROVIDED BY THE CONTRACTOR. ALL CITY SHALL REFER TO THE MAIN SECURITY REVISION DRAWING - 020 840 2110.
8. WRITE THE COMPLETE CANOPY LIGHTING CONNECTION SHALL BE REFERRED TO REVISION DRAWING BY THE MESSAGE ET WORK.
9. ALL REVISIONS TO BE MADE TO THE DRAWING SHALL BE MADE TO THE BEST INTEREST OF THE CLIENT AND SHALL BE MADE AVAILABLE TO THE CONTRACTOR.
10. TEMPORARY EXTERNAL LIGHTING SHALL BE PROVIDED DURING WORKS OF CONSTRUCTION. ALL WORKS SHALL BE COMPLETED WITHIN THE CONTRACT DURATION.
11. WHERE ANY EXISTING EQUIPMENT IS TO BE REMOVED OR REPLACED, THE CONTRACTOR SHALL BE RESPONSIBLE FOR OBTAINING ALL NECESSARY APPROVALS AND PERMITS FOR THE WORKS TO BE PROVIDED.
12. ELECTRICAL CONNECTIONS SHALL BE EXECUTED TO MEET SITE AND STATUTE WORK REQUIRED DURING TENURE PERIOD.
13. THE SPART PAINT FOR LIGHTING STRIPS SHALL BE DERIVED FROM BS 1-1/2 WHICH IS LOCATED ON ISOL 1-1 SPART REFER TO DRAWING CONNECTION REFER TO BE PROVIDED.
14. ANY REQUESTS DURING TENURE PERIOD SHALL BE REFERRED TO THE CONTRACTOR FOR APPROVAL.



LUMINAIRE SCHEDULE (THORN LIGHTING)	
TYPE 1	TYPE 2
600x700 800mm 1.5 X LED 1868 LUMINAIRE FOR ROAD LIGHTING DIMENSIONS: 600 X 700 X 800mm WEIGHT: 15kg TO BE PROVIDED WITH FOUNDATION MOUNTING BRACKETS	600x700 800mm 1.5 X LED 1868 LUMINAIRE FOR ROAD LIGHTING DIMENSIONS: 600 X 700 X 800mm WEIGHT: 15kg TO BE PROVIDED WITH FOUNDATION MOUNTING BRACKETS
TYPE 3	TYPE 4
700x700 800mm 1.5 X LED 1868 LUMINAIRE FOR ROAD LIGHTING DIMENSIONS: 700 X 700 X 800mm WEIGHT: 15kg TO BE PROVIDED WITH FOUNDATION MOUNTING BRACKETS	700x700 800mm 1.5 X LED 1868 LUMINAIRE FOR ROAD LIGHTING DIMENSIONS: 700 X 700 X 800mm WEIGHT: 15kg TO BE PROVIDED WITH FOUNDATION MOUNTING BRACKETS



DEVEREUX ARCHITECTS

DSR | CONSULTING ENGINEERS

AAE Reconfiguration Phase 4

External Lighting layout

DATE: 11/30/2017

PROJECT: H1380-90-001