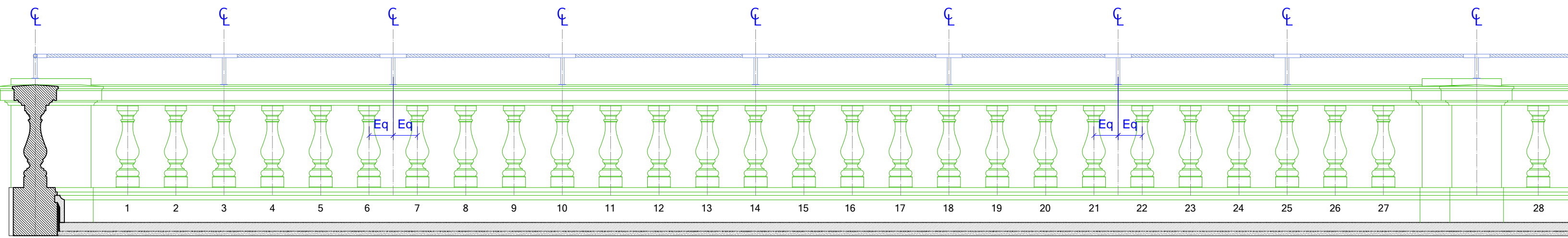
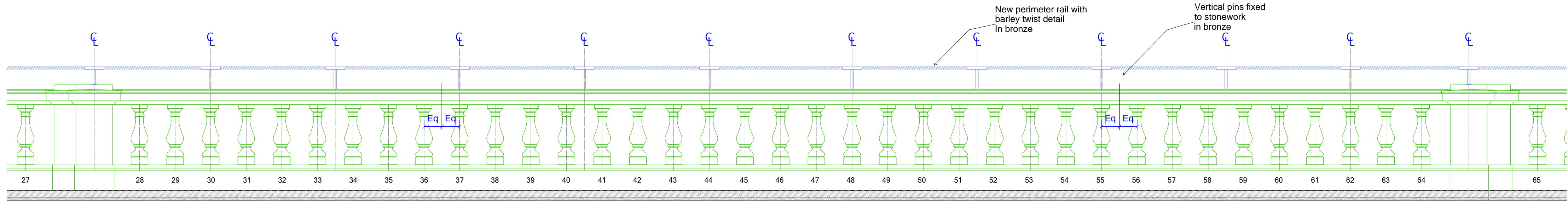


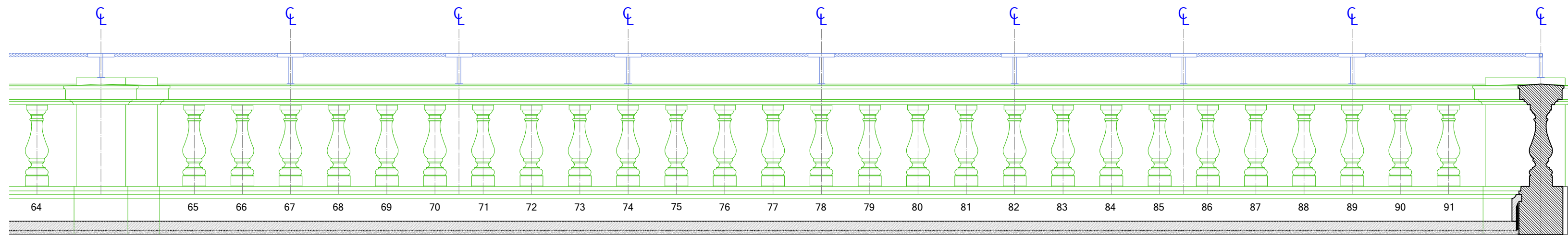
A1



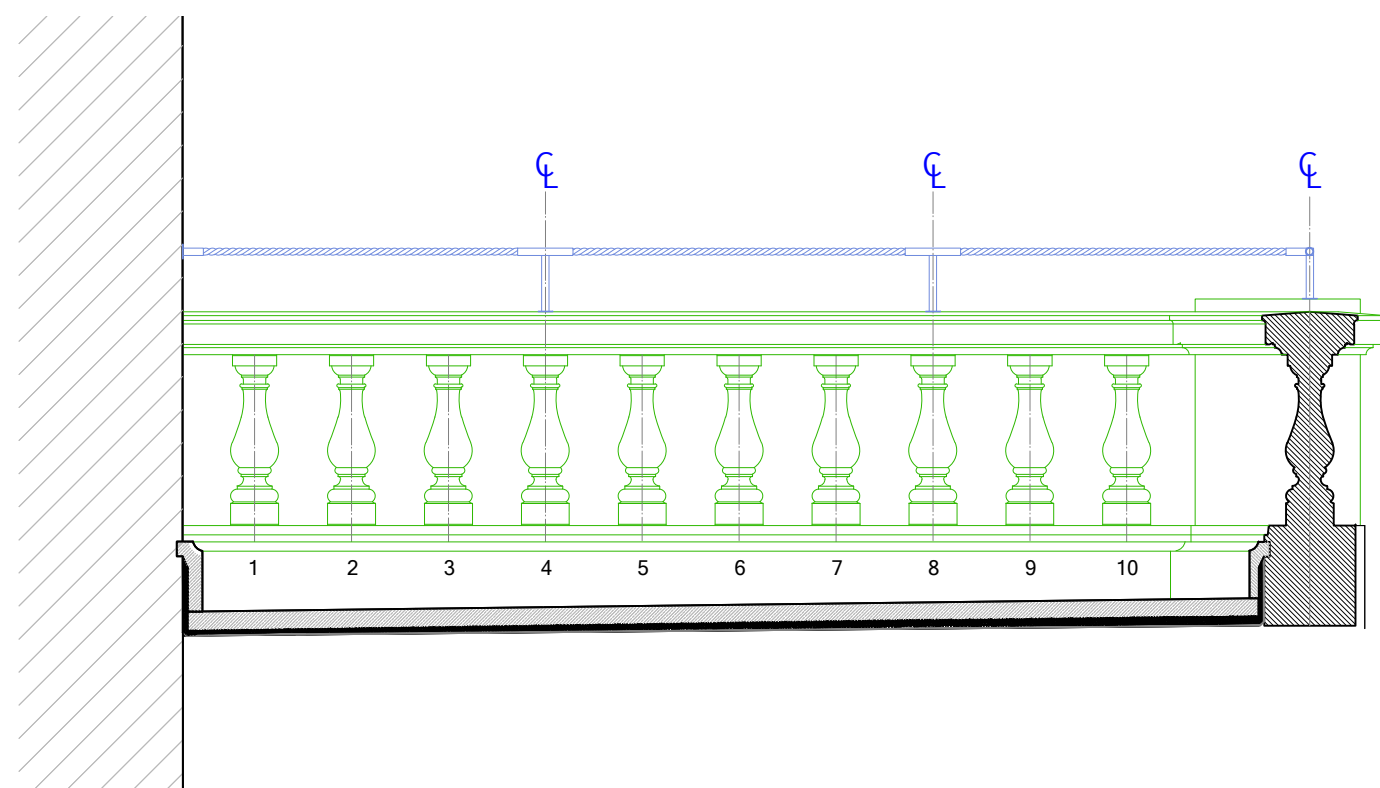
ELEVATION AA – PART 1  
Scale: 1:20 @ A1



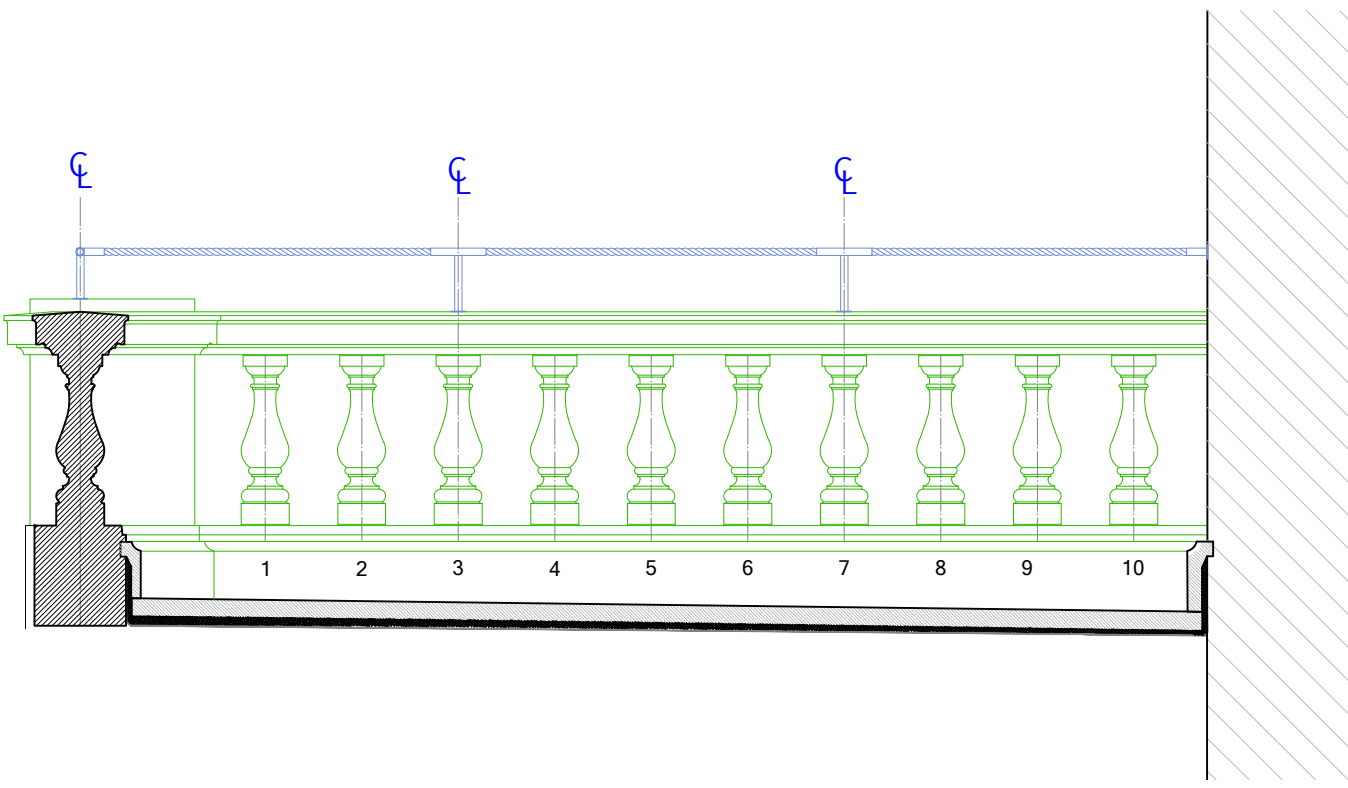
ELEVATION AA – PART 2  
Scale: 1:20 @ A1



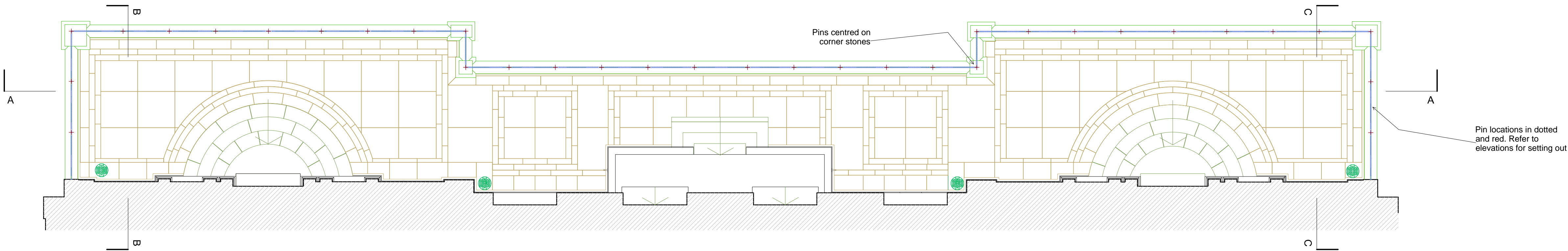
ELEVATION AA – PART 3  
Scale: 1:20 @ A1



ELEVATION BB  
Scale: 1:20 @ A1



ELEVATION BB  
Scale: 1:20 @ A1



TERRACE PLAN  
Scale: 1:50 @ A1

- Owen Architects
- GENERAL NOTES
- Do not scale off this drawing, use figured dimensions only. All dimensions and levels to be checked on site and Owen Architects to be notified of any discrepancies immediately.
  - Issued only for purpose indicated.
  - The drawing is to be read in conjunction with consultants drawings and specifications.
  - This drawing is copyright of GOK and may not be copied, altered or reproduced in any way or passed to a third party without written permission from GOK.
  - The main contractor should be conversant with the statutory obligations under the CDM regulations.
  - The dimensions shown on this drawing have been based on the measurements provided by an independent survey company.
  - For setting out refer to elevations or to be confirmed by GOK Studios

- GENERAL NOTES:
- ALL FACE PLATES TO BE SPACED 20mm APART
  - ALL ORESTRON SWITCHES TO BE 1550mm FROM FFL TO CENTER OF SWITCH
  - ALL LUTRON PANELS AND GENERAL SWITCHES TO BE 1250mm FROM FFL TO CENTER OF SWITCH /OR TILL FURTHER NOTATION/
  - ALL WALL LIGHT AND PICTURE LIGHT FITTINGS TO BE 1800mm FROM FFL TO CENTER OF SWITCH /OR TILL FURTHER NOTATION/
  - ALL CABINERY SMALL POWER LOCATED WITHIN CABINERY AT 200mm FROM TOP EDGE OF SKIRTING TO CENTER OF FACE PLATE /OR TILL FURTHER NOTATION/
  - SMALL POWER LOCATED WITHIN FLOOR BOX TO BE RECESSED INTO FLOOR. REFER TO SMALL POWER DRAWING FOR SETTING OUT PURPOSES ONLY
  - UNDERFLOOR HEATING AND FCU UNITS TO BE CO-ORDINATED WITH M&E CONSULTANTS. REFER TO RELATED DRAWING

REVISIONS				
Rev:	Date:	Description:	Drawn	Chkd
DR1	09-09-14	CONSTRUCTION	JB	HO
TP	17-10-14	TOWN PLANNING REVISIONS	JB	HO
TP1	22-10-14	TOWN PLANNING REVISIONS	JB	HO
TP2	24-10-14	TOWN PLANNING ISSUE	JB	HO

FOR PLANNING

Owen Architects

Gate House  
1 St John's Square  
London  
EC1M 4DH

+44 (0) 20 7608 2889 T  
+44 (0) 20 7608 0758 F  
info@owenarchitects.co.uk

PROJECT: 363			
DRAWING TITLE: S31_REAR PORTICO BALCONY – PERIMETER RAIL			
DATE: 09-09-14	DRAWN: JB	SCALE: 1:20 @ A1	
PROJ. No: 363	SERIES: 76	DRAWING No: 3320	REV: TP2