

# Rapid<sup>2+</sup>


The quick and convenient mounting system for pitched roofs

- Assembly time is considerably reduced
- Only 4 components (only little storage space required)
- Convenient assembly




## Description


Rapid<sup>2+</sup> by Schletter is a completely new developed solar mounting system for pitched roofs. Rapid<sup>2+</sup> makes mounting simple, safe, swift and uncomplicated like never before.



1 Fasten the roof hooks



2 Hook in the rail and fasten it



3 Snap in the Rapid<sup>2+</sup> - clamp and fasten it



4 Align the height-adjustable Rapid<sup>2+</sup> - Rapid<sup>2+</sup> end clamp to the module height, snap it in and fasten it respectively use fixed end clams.

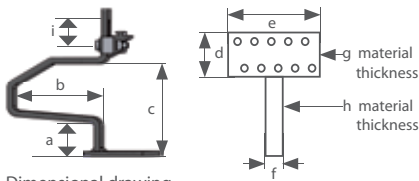
## Application information

One tool (Torx TX40) is enough to carry out all 4 mounting steps. As the components are systematically picked and packed, the assembly time on the building site can be shortened.

Carry out the assembly conveniently from above and even out roof unevennesses using height-adjustable roof hooks. The new hook geometry also improves the structural values.

The Rapid<sup>2+</sup> - module clamps can be adapted individually to the respective module height. You only have to store 4 different components. The system can be combined with all kinds of mounting rails.

We grant a voluntary 10-year warranty on Rapid<sup>2+</sup>.



### Roof hooks Rapid<sup>2+</sup>

- High-grade steel quality
- Welded
- Symmetric bar arrangement
- Pre-assembled

#### 101001-000 Roof hook Rapid<sup>2+</sup> 45

	a	b	c	d	e	f	g	h	i
mm	45	110	118	60	150	35	5	6	30
inches	1.77	4.33	4.65	2.36	5.91	1.38	0.20	0.24	1.18

Comparable to: Eco S 100004-000, 100004-001, 100009-000

#### 101001-001 Roof hook Rapid<sup>2+</sup> 45V

	a	b	c	d	e	f	g	h	i
mm	45	110	125	60	150	35	5	6	30
inches	1.77	4.33	4.92	2.36	5.91	1.38	0.20	0.24	1.18

Like 101001-000, but for vertical rail mounting

Comparable to: Eco S 100004-000, 100004-001, 100009-000

#### 101002-000 Roof hook Rapid<sup>2+</sup> 35

	a	b	c	d	e	f	g	h	i
mm	35	110	108	60	150	35	5	6	30
inches	1.38	4.33	4.25	2.36	5.91	1.38	0.20	0.24	1.18

Like 101001-000, but 35 mm / 1.38 inch bracket height for low battens

Comparable to: Eco S 100006-000

#### 101003-000 Roof hook Rapid<sup>2+</sup> 55

	a	b	c	d	e	f	g	h	i
mm	55	110	116	60	150	35	5	6	30
inches	2.17	4.33	4.57	2.36	5.91	1.38	0.20	0.24	1.18

Like 101001-000, but 55 mm / 2.17 inch bracket height for high battens or large tile formats

#### 101004-000 Roof hook Rapid<sup>2+</sup> Universal

	a	b	c	d	e	f	g	h	i
mm	40-54	110	116	60	150	35	5	6	30
inches	1.57-2.13	4.33	4.57	2.36	5.91	1.38	0.20	0.24	1.18

Universally adjustable, for vertical rail mounting

Comparable to: Universal 100001-000

#### 101005-000 Roof hook Rapid<sup>2+</sup> Max

	a	b	c	d	e	f	g	h	i
mm	45	120	125	80	180	35	6	8	30
inches	1.77	4.72	4.92	3.15	7.09	1.38	0.24	0.31	1.18

Like 101001-000, but with 35x8 mm / 1.38x0.31 inch bar height for heavy snow loads

Comparable to: VaMax 100010-000, 100010-001, 100011-000, 100011-001





### 101005-001 Roof hook Rapid<sup>2+</sup> Max 150

	a	b	c	d	e	f	g	h	i
mm	43	150	125	80	180	35	6	8	30
inches	1.69	5.91	4.92	3.15	7.09	1.38	0.24	0.31	1.18

Like 101005-000, but with extended bar (size b) for large tile formats  
 Comparable to: VaMax 100010-000, 100010-001, 100011-000, 100011-001



### 101006-000 Roof hook Rapid<sup>2+</sup> MaxV

	a	b	c	d	e	f	g	h	i
mm	45	120	125	80	180	35	6	8	30
inches	1.77	4.72	4.92	3.15	7.09	1.38	0.24	0.31	1.18

Like 101005-000, but for vertical rail mounting  
 Comparable to: VaMax 100010-000, 100010-001, 100011-000, 100011-001

## Rapid<sup>2+</sup> module clamps

### Assembled aluminium module clamps

		anodized in black							
Frame height	mm inches	End clamp	End clamp Universal	Middle clamp	Grounding middle clamp	End clamp	End clamp Universal	Middle clamp	Grounding middle clamp
30	1.18	131001-030	131002-000	131003-000	135002-000	131001-930	131002-900	131003-900	135002-900
31	1.22	131001-031	131002-000	131003-000	135002-000	131001-931	131002-900	131003-900	135002-900
32	1.26	131001-032	131002-000	131003-000	135002-000	131001-932	131002-900	131003-900	135002-900
33	1.30	131001-033	131002-000	131003-000	135002-000	131001-933	131002-900	131003-900	135002-900
34	1.34	131001-034	131002-000	131003-000	135002-000	131001-934	131002-900	131003-900	135002-900
35	1.38	131001-035	131002-000	131003-000	135002-000	131001-935	131002-900	131003-900	135002-900
36	1.42	131001-036	131002-000	131003-000	135002-000	131001-936	131002-900	131003-900	135002-900
37	1.46	131001-037	131002-000	131003-000	135002-000	131001-937	131002-900	131003-900	135002-900
38	1.50	131001-038	131002-000	131003-000	135002-000	131001-938	131002-900	131003-900	135002-900
39	1.54	131001-039	131002-000	131003-000	135002-000	131001-939	131002-900	131003-900	135002-900
40	1.57	131001-040	131002-001	131003-001	135002-001	131001-940	131002-901	131003-901	135002-901
41	1.61	131001-041	131002-001	131003-001	135002-001	131001-941	131002-901	131003-901	135002-901
42	1.65	131001-042	131002-001	131003-001	135002-001	131001-942	131002-901	131003-901	135002-901
43	1.69	131001-043	131002-001	131003-001	135002-001	131001-943	131002-901	131003-901	135002-901
44	1.73	131001-044	131002-001	131003-001	135002-001	131001-944	131002-901	131003-901	135002-901
45	1.77	131001-045	131002-001	131003-001	135002-001	131001-945	131002-901	131003-901	135002-901
46	1.81	131001-046	131002-001	131003-001	135002-001	131001-946	131002-901	131003-901	135002-901
47	1.85	131001-047	131002-001	131003-001	135002-001	131001-947	131002-901	131003-901	135002-901
48	1.89	131001-048	131002-001	131003-001	135002-001	131001-948	131002-901	131003-901	135002-901
49	1.93	131001-049	131002-001	131003-001	135002-001	131001-949	131002-901	131003-901	135002-901
50	1.97	131001-050	130002-001	131003-001	135002-001	131001-950	131002-901	131003-901	135002-901

## Linear clamping

Here, the clamp wedge is rotated through 90°.

**131010-0XX** End clamp Rapid<sup>2+</sup> H (XX=Frame height in mm)

**131010-9XX** End clamp Rapid<sup>2+</sup> H (XX=Frame height in mm) black anodized

**131012-000** Middle clamp Rapid<sup>2+</sup> H30-39 mm

**131012-900** Middle clamp Rapid<sup>2+</sup> H30-39 mm black anodized

**131012-001** Middle clamp Rapid<sup>2+</sup> H40-50 mm

**131012-901** Middle clamp Rapid<sup>2+</sup> H40-50 mm black anodized

### Mounting information for Rapid<sup>2+</sup> clamps

The Schletter company recommends not to use a tightening torque of more than 12-14 Nm to fasten the clamp. Impact wrenches as well as overlong Allen wrenches **must not be used to fasten the clamps**.

If you want to use a cordless screwdriver, please ask the manufacturer for information about the tightening torques that are created with the different settings of the screwdriver. If the tightening torque is too high, the module frame and the clamps might get damaged

### Examples

- An impact wrench has a maximum torque of 145 Nm and is not suitable for the fastening of screws.
- A cordless screwdriver has a maximum torque of 16 Nm and can be adjusted stepwise.



Do not use extended Allen keys!



Only with a limitation to 12 - 14 Nm!



Do not use impact wrenches!



Do not use ratches!

### Disassembly

To disassemble the module clamp, please loosen the screw and carefully pull up the module clamp by hand at the same time until it is completely unscrewed and can be removed.

### Technical data

<b>Material</b>	Roof hooks and screws: High-grade steel 1.4301 KlickTop and clamps: Aluminium
<b>Structural analysis</b>	Structural calculation in accordance with the current national standards (in Germany DIN1055 and EC1).  Structural analysis annexes on the dimensioning of the number of the required fastening points, based on structural calculation. For this purpose, we put our charts and dimensioning programs at your disposal. Please make sure you observe the structural analysis information in each case.

System prices can be obtained quickly and easily with our auto-calculator!

\*in accordance with the respective Product Sheet and with our General Terms and Conditions of Sale and Supply ([www.schletter.de/AGB\\_en](http://www.schletter.de/AGB_en))  
Subject to changes and/or technical modifications.