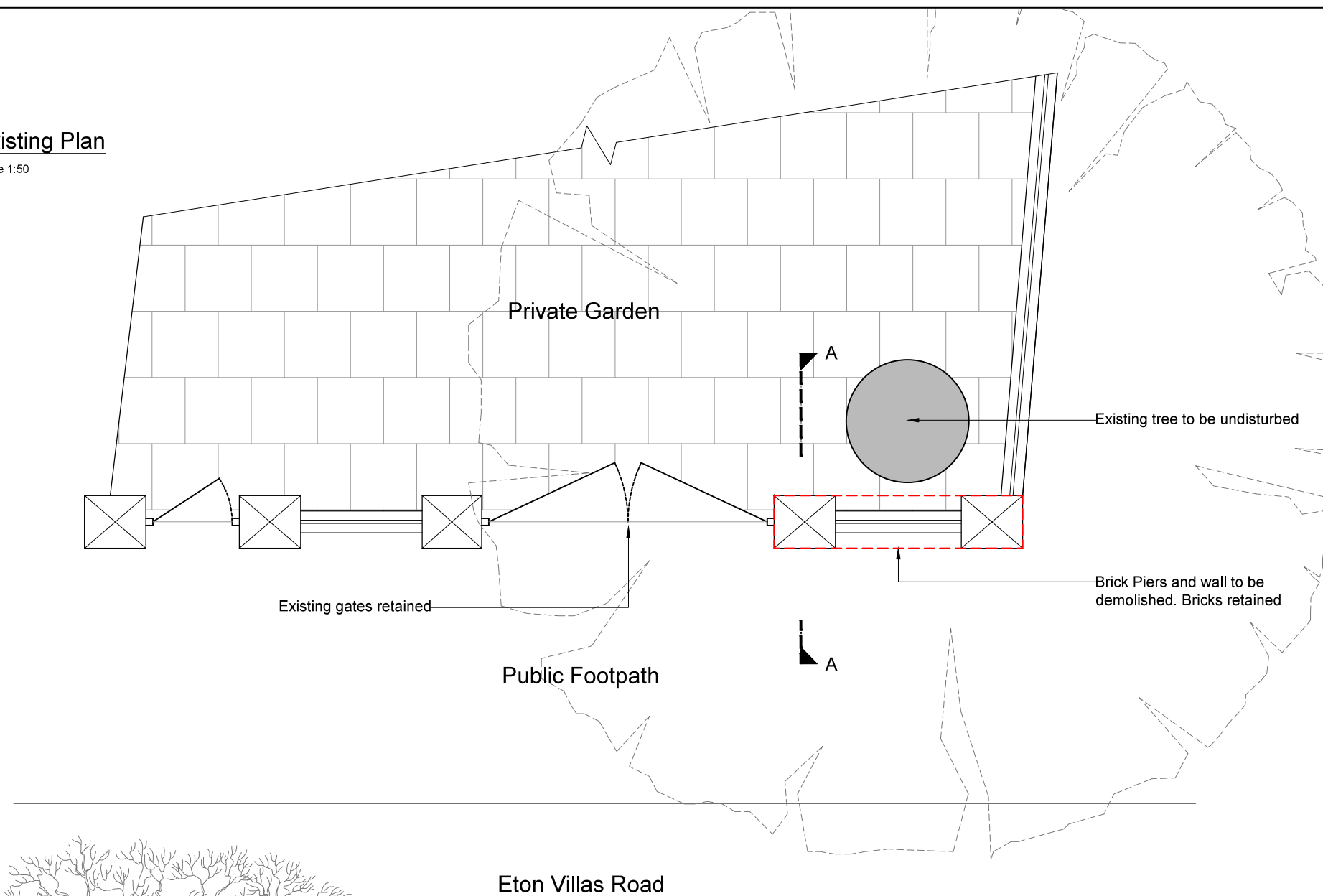


Existing Plan

Scale 1:50



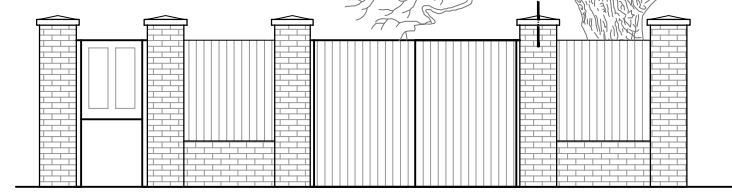

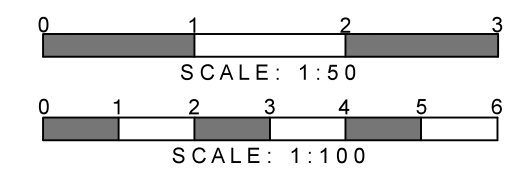
NOTES:

© COPYRIGHT - DETAILED PLANNING LTD

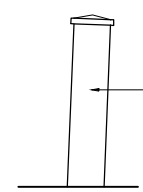
all dimension should be checked on site prior to works commencing. Variations in squareness, depth of plaster etc, must be checked for. Where new walls are shown as aligned with existing walls, physical removal of brickwork and / or plaster to establish the actual position of the wall being attached to must be checked.

any discrepancies should be reported in writing immediately.

property owner to ensure that all aspects of the "party wall etc., act 1996" are complied with prior to any works commencing on site.



Existing Elevation
Scale 1:100



Existing Section A-A
Scale 1:100

Existing wall to be dismantled.
Brick to be retained for new wall



DETAILED PLANNING

MAPLE HOUSE HIGH STREET
POTTERS BAR HERTFORDSHIRE EN6 5BS

T 0208 1500 494
E INFO@DETAILED-PLANNING.CO.UK
WWW.DETAILED-PLANNING.CO.UK

SITE			
4 Eton Villas, London, NW3 4SX			
DRAWING TITLE			
Existing Drawings			
DRAWINGS STATUS			
Preliminary			
SCALE	DATE	DRAWN	CHECKED
As Noted @ A3	Oct 2014	P.C.	T.A.K.
DRAWING NO.			REVISION
785MG_FUL_SH2			-