

NOTES:

© COPYRIGHT - DETAILED PLANNING LTD

all dimension should be checked on site prior to works commencing. Variations in squareness, depth of plaster etc, must be checked for. Where new walls are shown as aligned with existing walls, physical removal of brickwork and / or plaster to establish the actual position of the wall being attached to must be checked.

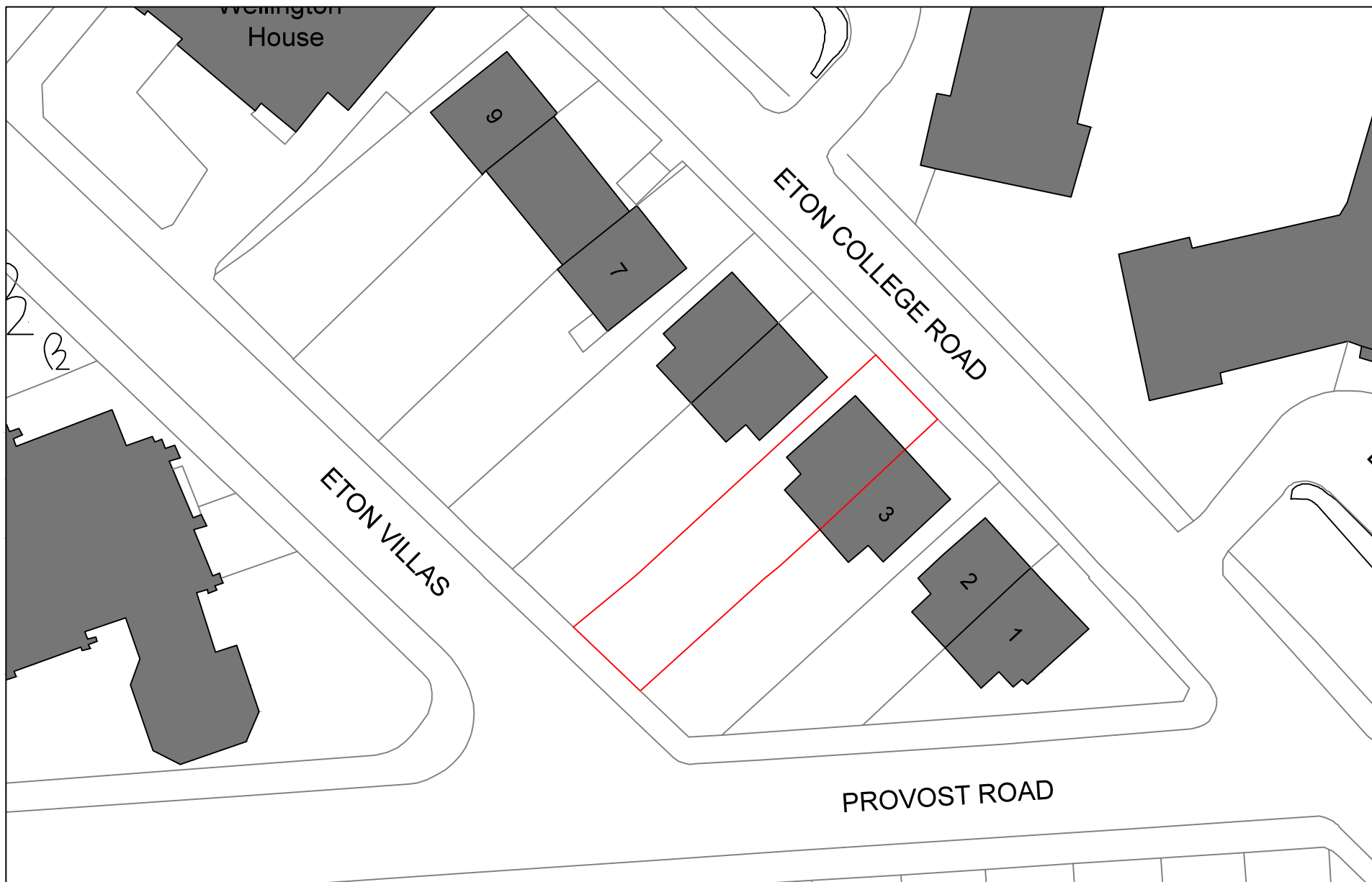
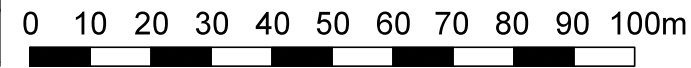
any discrepancies should be reported in writing immediately.

property owner to ensure that all aspects of the "party wall etc., act 1996" are complied with prior to any works commencing on site.



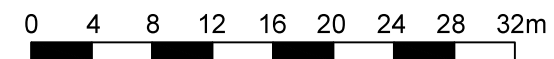
Location Plan

Scale 1:1250



Block Plan

Scale 1:500



DETAILED PLANNING

MAPLE HOUSE HIGH STREET
POTTERS BAR HERTFORDSHIRE EN6 5BS

T 0208 1500 494
E INFO@DETAILED-PLANNING.CO.UK
WWW.DETAILED-PLANNING.CO.UK

SITE

4 Eton Villas, London, NW3 4SX

DRAWING TITLE

Location Plan and Block Plan

DRAWINGS STATUS

Preliminary

SCALE	DATE	DRAWN	CHECKED
As Noted @ A3	Oct 2014	PC.	T.A.K.

DRAWING NO.	REVISION
792RK_FUL_SH1	-