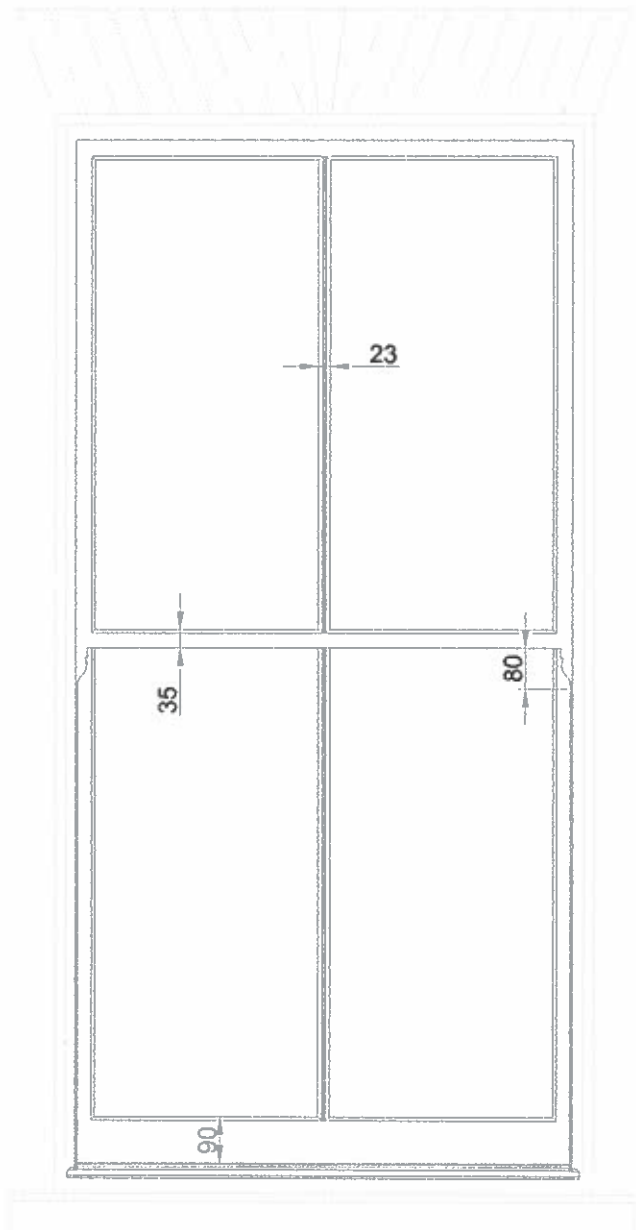
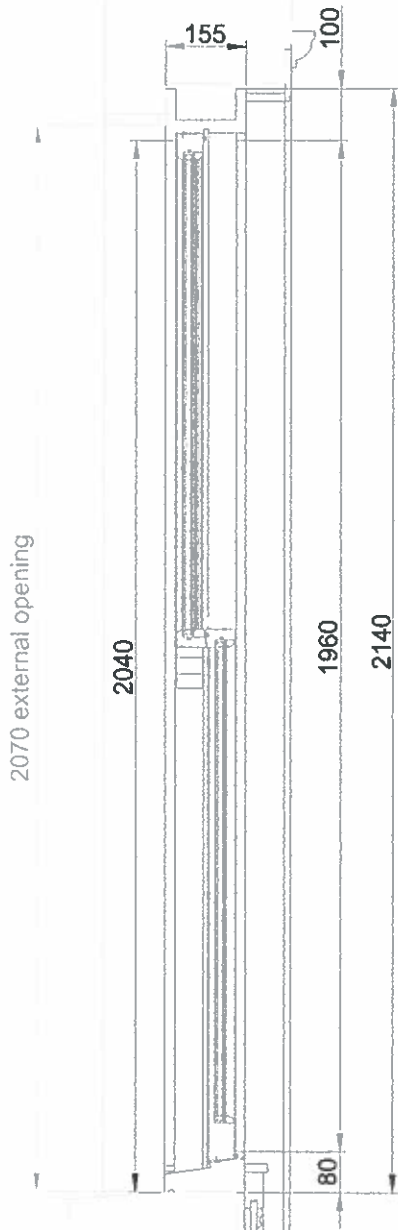
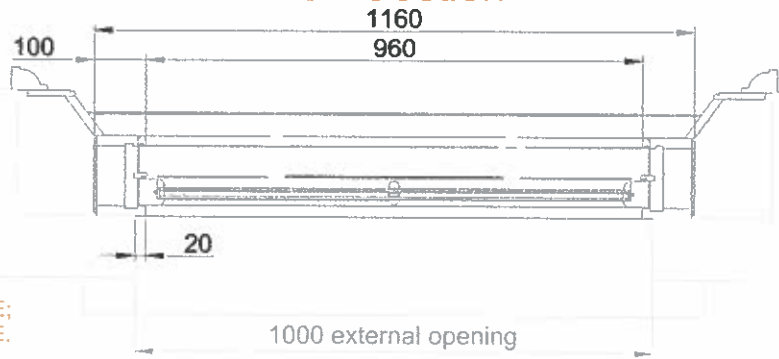


Elevation Section

View from Outside



Plan Section



W01; W02; W03 - Proposed

Timber

Glazing: top sash 4mm - 10 mm Ar - 6.4 mm Low-E;
bottom sash 4mm - 10 mm Ar - 6.4 mm Low-E.

Spacer: warm edge.

Inside paint: t.b.c.

Outside paint: t.b.c.

Ironmongery: t.b.c.

Requirements

	H,mm	W,mm	Q
1st floor front	2140	x 1160	- 3

AYRTON BESPOKE LTD.
406 MERTON ROAD
LONDON SW18 5AD
PHONE:0208 877 8920
FAX:0208 871 9157
WEB:www.aytonbespoke.com

Client
Mr & Mrs Shah

Project
**Flat A, 105 Great Russell Street
London
WC1B 3LA**

Title
**Weight Assited Sash Window -
as Proposed**

Drawing No.	Sheet/Page
2588 - MMS - 01	01
Date 07.08.14	Drawn By LP
Scale 1:10 @ A3	