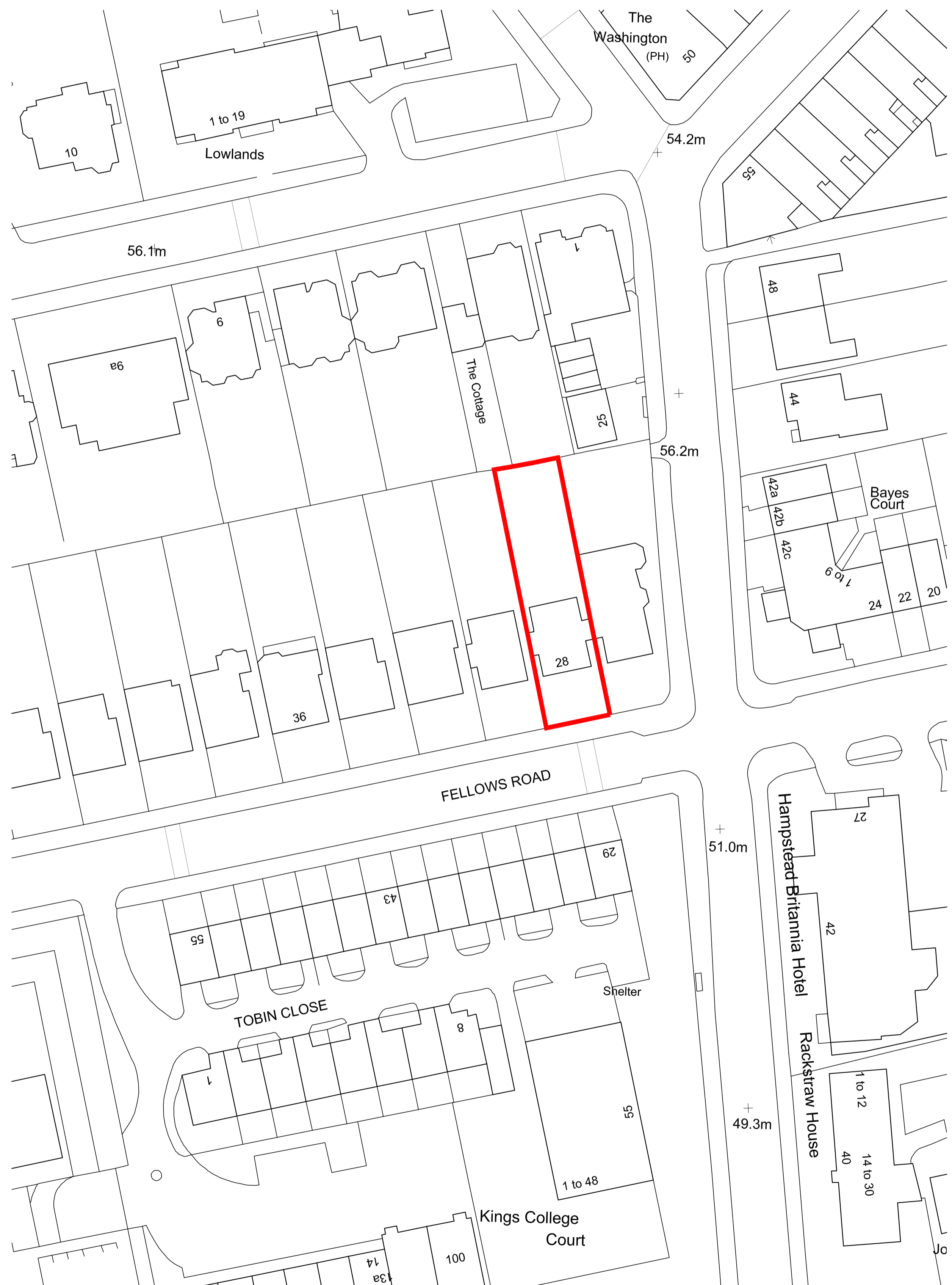
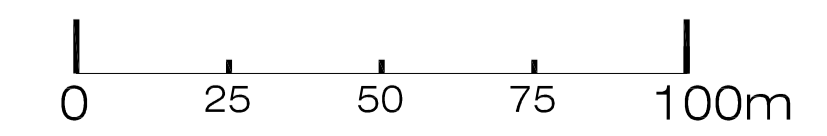
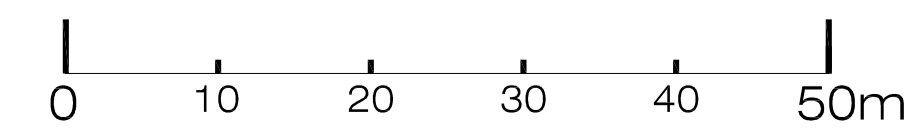


EXISTING
Location Plan
SCALE 1:1250@A1 LP-01



EXISTING
Site Plan
SCALE 1:500@A1 LP-01



PLEASE NOTE:

1. ALL DIMENSIONS TO BE CHECKED ON SITE BEFORE FABRICATION.
2. CONTRACTOR TO REFER TO ENGINEERS DRAWINGS BEFORE PROCEEDING WITH WORKS.
3. ALL DRAWINGS AND DESIGNS ARE COVERED BY DESIGN RIGHT (INTELLECTUAL PROPERTY), AND MAY NOT BE DISTRIBUTED, COPIED OR ISSUE WITHOUT WRITTEN PERMISSION OF XUL.
4. ALL DESIGN CONCEPTS ARE THE SOLE PROPERTY OF XUL AND NO ADAPTATIONS, REPRODUCTIONS OR COPIES MAY BE MADE WITHOUT WRITTEN PERMISSION OF XUL.
5. THESE DRAWINGS ARE SUBJECT TO ANY VARIATION REQUIRED OR RECOMMENDATION BY ANY STATUTORY AUTHORITY, OR FOR THE BETTER CARRYING OUT OF THE WORKS.
6. SAMPLES TO BE PROVIDED BY CONTRACTOR FOR XUL APPROVAL.
7. ALL FINISHES TO XUL SATISFACTION.
8. ALL DRAWINGS TO BE APPROVED BY XUL BEFORE CONSTRUCTION.

ADDITIONAL NOTES:

REVISIONS

No	Date	Description Issue For	Issue By
00	14/03/14	INFORMATION	CC
01	16/04/14	PRE-PLANNING	CC

Client
PRIVATE CLIENT

Project
28 FELLOWS ROAD
London NW3 3LH

Title
EXISTING
Location and Site Plan

Scale 1:1250@A1 Dwg. No. LP-01 Rev. 01

Date 16/04/14

Drawn CC Project Number 13_18

Checked SS