LEGENDS

- 40Ø PIPE
- 90Ø PIPE
- 160Ø PIPE

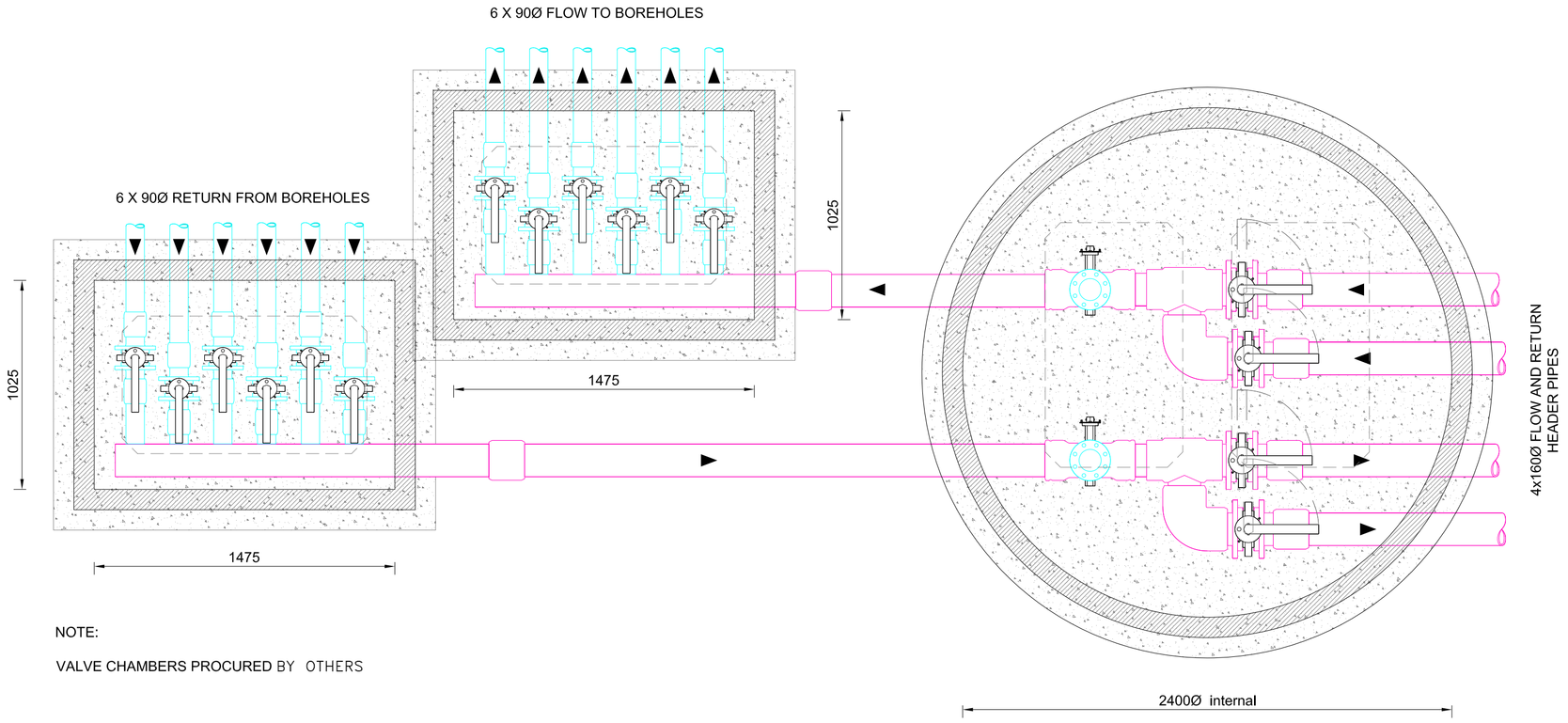

NOTE:

VALVE CHAMBERS PROCURED BY OTHERS

DETAIL A
Scale 1:20

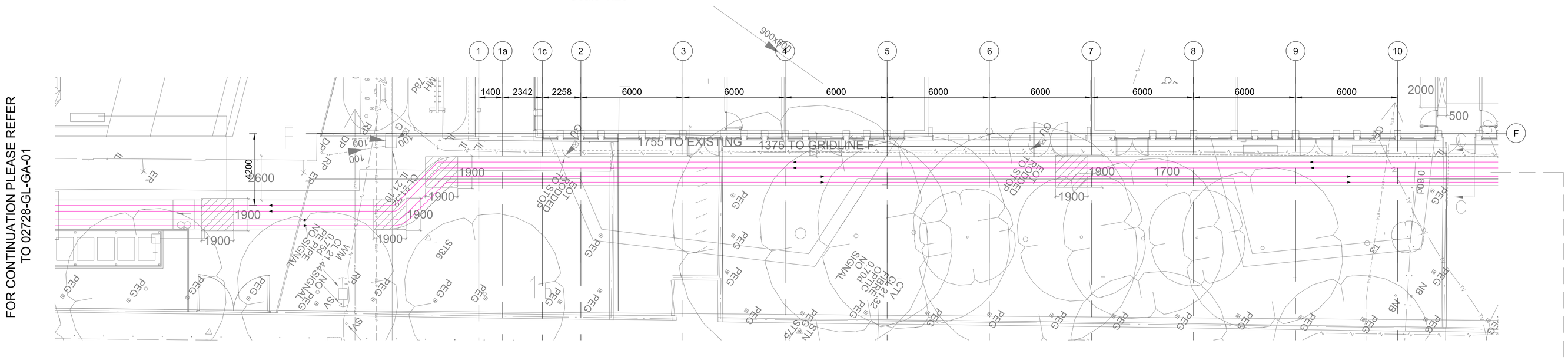

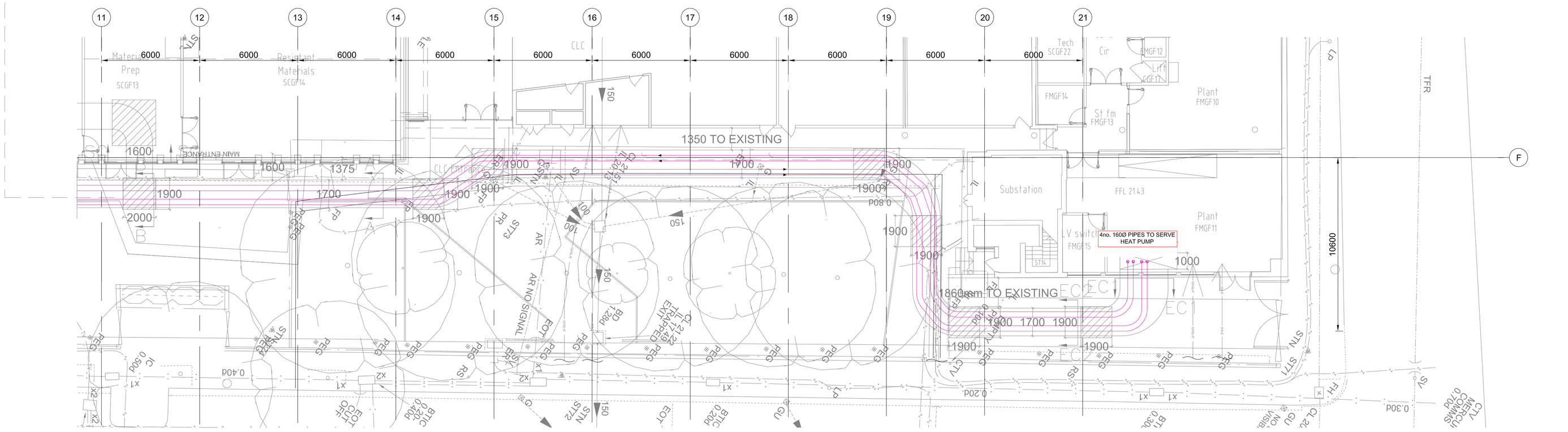

geothermal international

Notes:

1. To be read with all other project drawings and specifications.
2. Dimensions in millimeters unless otherwise stated.
3. Report any errors, omissions or changes in or to this drawing to Geothermal International.
4. Do not scale from this drawing.
5. All builders work in connection with the Geothermal installation **by others**
6. Geothermal International shall liaise with the site manager to ensure final co-ordination of pipe work and below ground services.
7. All trenching, backfilling, liquid spoil removal, solid spoil removal, compaction, backfill, landscaping, reinstatement and builders work **by others.**
8. Trenches excavated by others must be made safe to work in and around **by others**, and shall be of a suitable width to ensure safety and ease of movement of work. Trenches shall be dug to a suitable depth to provide an allowance for bedding material, pipe diameter, and a minimum of 1m cover. Trenches of any depth which are unsafe should be made safe by tapering, stepping or battering sides, or using appropriate shoring **by others**.
9. Geothermal collector pipe work to be laid on suitable graded as-dug material (refer to IGN 4-08-01 Bedding & Side Fill Material). Where as dug material is not suitable, geothermal pipe work to be laid on 100mm bedding using suitable aggregate. Geothermal pipe work should be overlaid with 100mm sand or suitable graded as-dug material if arising is deemed detrimental to pipe work such that punctures could occur. When backfilling, marker tape to be installed **by others** 100mm above geothermal pipe work.
10. All waterproofing, builders' work penetrations associated with geothermal pipe work entering building **by others**.
11. 54 No. 40Ø boreholes to an effective depth of 150m to serve 1 No. WSHF-XSC 150F CLIVET heat pumps.

FOR CONSTRUCTION

Rev	By	Chkd	Apprvd	Date	Description
C1	MP	RM	RM	27-Jun-11	Issued For Construction Missing pipework section, gridlines and dimensions added.
C0	MP	RM	RM	13-May-11	Issued For Construction
A	MP	MC/AJH		18-Apr-11	Issued For Approval

The copyright in this document (including in electronic form) shall remain vested in Geothermal International Ltd ("GIL"). The client shall have a license to copy and use the document for the purposes for which it was provided. GIL shall not be liable for the use by any person of this document for any purpose other than which the same was provided by GIL. This document shall not be reproduced in whole or in part or relied upon by third parties for any use whatsoever without the express written authority of GIL.

Client

BAM Construction Ltd.

ground source heating, cooling + hot water
WaterFurnace
geothermal international ltd
Spencer Court
143 Albany Road
Coventry
CV5 6ND
United Kingdom
T +44 (0) 24 76607 0131
F +44 (0) 24 76607 0009
E enquiries@geoheat.co.uk
www.geoheat.co.uk
Registered in England
Company No. 5397994
Clear Skies Registration
No. 2/200822
VAT No. 864 449 86
Sole distributors of
WaterFurnace products

Project

South Camden
Community School

Drawing

Geothermal
Ground Loop Layout
Sheet 2 of 2

Drawn by:	MP	Date:	13-Apr-11
Checked by:		Date:	
Approved by:		Date:	
Drawing No.	SCCS-GIL-0002	Revision	C1

Drawing Scale: 1:150 @ A1