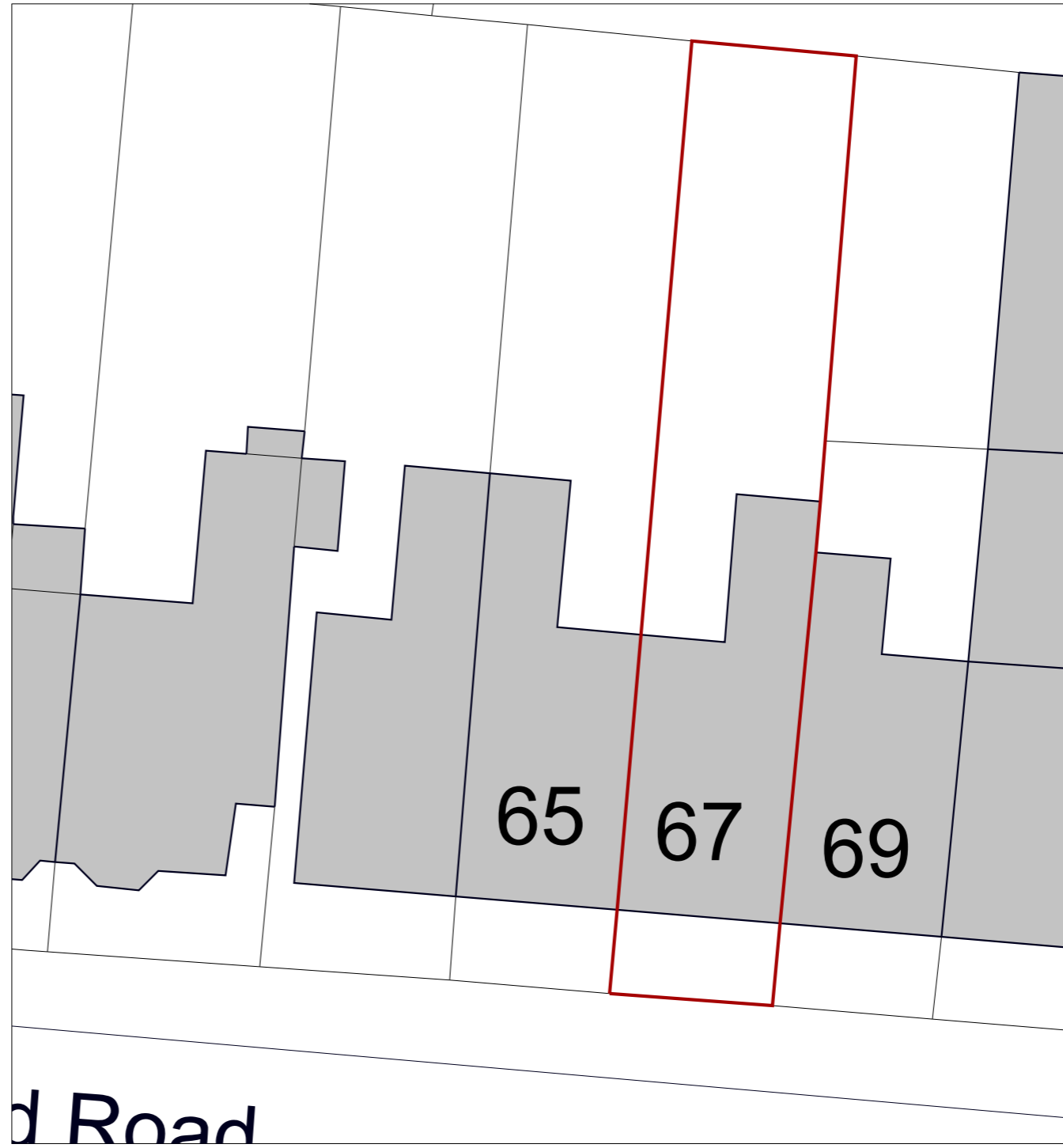




Location plan 1:1250@A3



d Road

Block plan as existing 1:200@A3



Drawings may be scaled for purposes of determining permissible development/planning. Check all dimensions on site before proceeding with the works. Any discrepancies should be reported immediately to the architect. If in doubt ask. This drawing is copyright of the Architect.

Drawing Status:  
**Planning**

Revision	Date

**prewett  
bizley  
architects**

31 Leroy house 436 Essex Rd London N1 3QP 07779 256 904  
rp@prewettbizley.com www.prewettbizley.com

Project  
**67 Falkland Road  
London  
NW5 2XB**

Drawing  
**Site Location and Block  
Plan**

Scale see drawings Date **July 14**

Dwg. no. **111 S 100** Revision **-**