

## Product Details

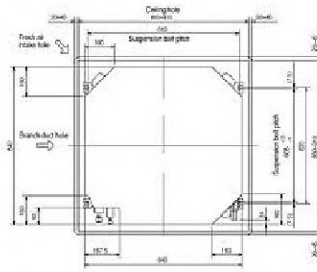
| PLA-RP35BA Indoor Unit                        |                     |
|---|---------------------|
| Capacity (kW):                                |                     |
| Heating (Nominal) (Low - High)                | 4.10 (1.60 - 5.20)  |
| Cooling (Nominal) (Low - High)                | 3.60 (1.60 - 4.50)  |
| Heating (UK) (Low - High)                     | 3.50 (1.35 - 4.40)  |
| Cooling (UK) (Low - High)                     | 3.30 (1.45 - 4.15)  |
| SHF R410A (Nominal)                           | 0.84                |
| COP / EER (Nominal)                           | 3.66 / 3.36         |
| Energy Label Heating / Cooling                | A / A               |
| Width (grille) - mm                           | 840 (950)           |
| Depth (grille) - mm                           | 840 (950)           |
| Height (grille) - mm                          | 258 (35)            |
| Weight (grille) - kg                          | 22 (6)              |
| Airflow (m <sup>3</sup> /min) - Lo-Mi1-Mi2-Hi | 11-12-13-15         |
| Noise (dBA) - Lo-Mi1-Mi2-Hi                   | 27-28-29-31         |
| Pipe Size Gas mm (in)                         | 12.7 (1/2)          |
| Pipe Size Liquid mm (in)                      | 6.35 (1/4)          |
| Electrical Supply                             | Fed by Outdoor Unit |
| Phase   | Single              |
| Fuse Rating (BS88) - HRC (A)                  | 6                   |
| Interconnecting Cable No. Cores               | 4                   |
| Grille Ref                                    | PLP-6BA GRILLE      |

| PUHZ-RP35VHA4 Outdoor Unit                    |                |
|---|----------------|
| Width - mm                                    | 800            |
| Depth - mm                                    | 300 + 23       |
| Height - mm                                   | 600            |
| Weight - kg                                   | 42             |
| Noise (dBA) (Heating /Cooling) - Lo-Hi        | 46 /41-44      |
| Electrical Supply                             | 220-240v, 50Hz |
| Phase   | Single         |
| Fuse Rating (BS88) - HRC (A)                  | 16             |
| SystemPower Input (kW) - Heating (Nominal)    | 1.12           |
| SystemPower Input (kW) - Cooling (Nominal)    | 1.07           |
| SystemPower Input (kW) - Heating (UK)         | 1              |
| SystemPower Input (kW) - Cooling (UK)         | 0.91           |
| Starting Current (A)                          | 5              |
| SystemRunning Current (A) - Heating / Cooling | 5.15 / 4.98    |
| Mains Cable No. Cores                         | 3              |
| Max Pipe Length (m)                           | 50             |
| Max Height Difference (m)                     | 30             |
| Charge (kg) - 30m                             | 2.5            |

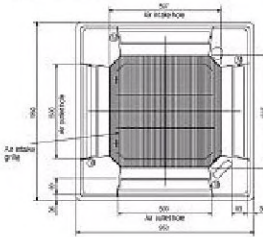
## Dimensions

### PLA-RP35BA

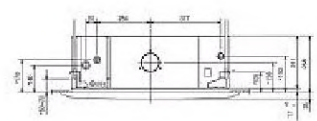
#### Upper View >



#### Front View >

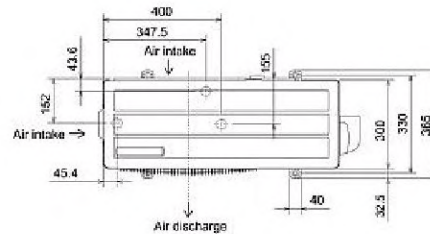


#### Side View >

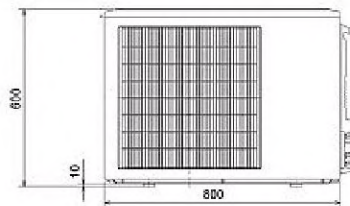


### PUHZ-RP35VHA4

#### Upper View >



#### Front View >



#### Right Side View >



Telephone: 01707 282880

Email: [air.conditioning@meuk.mee.com](mailto:air.conditioning@meuk.mee.com) Website: <http://www.mitsubishielectric.co.uk/aircon>

CELSIUS AIR CONDITIONING LTD  
1, WELL STREET  
HEYWOOD  
OL10 1NT  
Tel: 01706 367500  
Fax: 01706 367355

Mitsubishi Electric reserves the right to make any variation in technical specification to the equipment described, or to withdraw or replace products without prior notification or public announcement.

