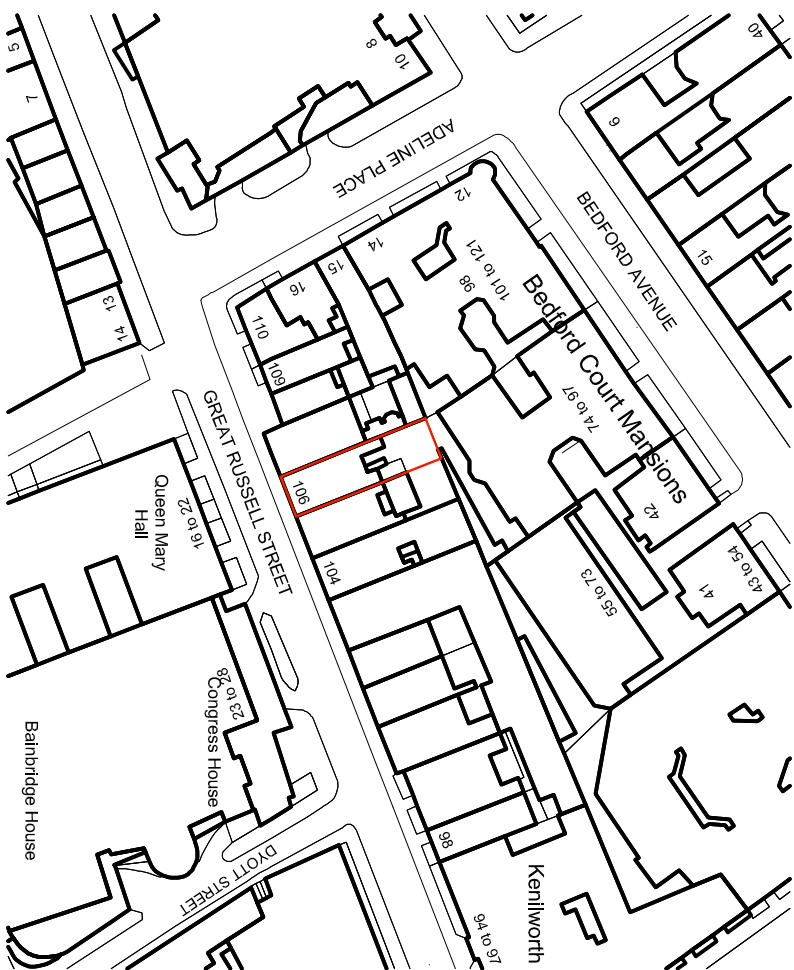
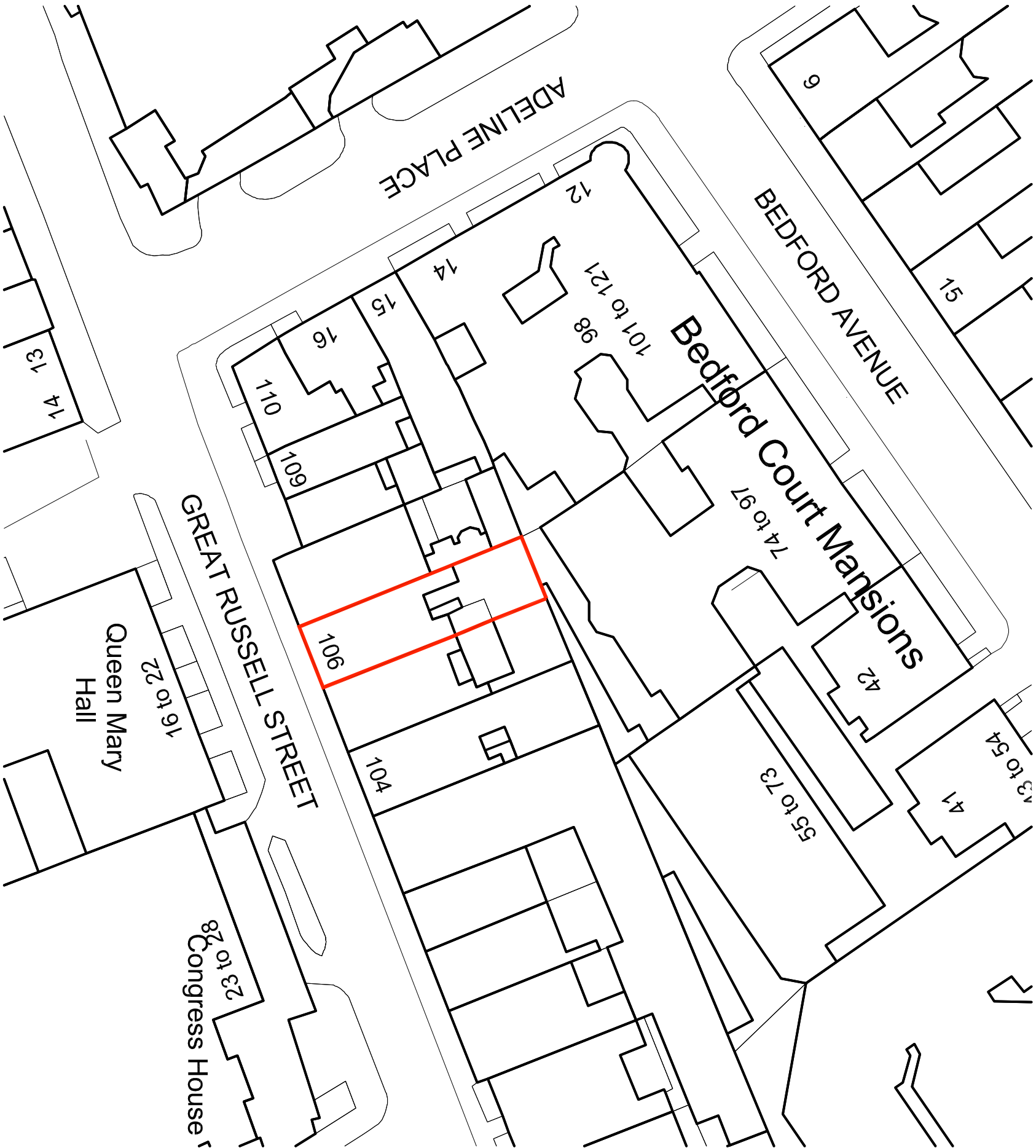
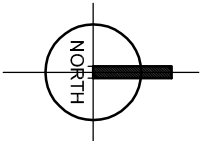


Notes

- 2. All dimensions are in millimeters unless noted otherwise
- 3. Not for construction unless otherwise shown
- 4. When appropriate, this drawing to be read in conjunction with project specific Designers Risk Assessments, produced in accordance with requirements of Regulation 13 of the Construction (Design and Management) Regulations 2007. The design shown on this drawing is the property of SDA and is not to be used or the drawing copied, communicated or disclosed, in whole or in part, except in accordance with a contract, licence or agreement in writing with SDA



SDA
ARCHITECTS
& DESIGNERS

VICTORIA FOUNDRY MARSHALL STREET LEEDS LS11 9EH
T: +44 (0)113 288 1000 F: +44 (0)113 288 1001
E: mail@sdcpartnership.com www.sdcpartnership.com
LEEDS LONDON CALIFORNIA

PROJECT		STAGE	
106 GREAT RUSSELL STREET LONDON, WC1B 3NB		PLANNING	
TITLE		SCALE	JOB No.
SITE LOCATION PLAN & SITE PLAN		1:1250 & 500 @ A3	AAV0073
		DRAWN	CHECKED
		CS	AH
		DATE	REV.
		JULY 2014	-