

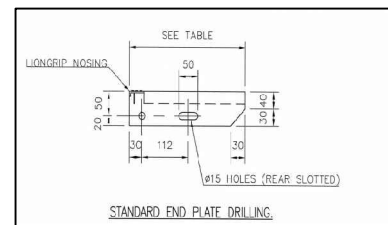
Handrail of 40x10 half round ms section
 900mm o/all height
 fixed through to 25 x25 square section baluster rails.
 Rails fixed to side of stringer plate
 String 200x10mm ms plate

All ferrous components to be galvanised

outline of existing parapet and handrail

TERRACE LEVEL

Fixing angles to top and base
 to be fitted inside face stringer




Step end plate fixing detail

ELEVATION 1

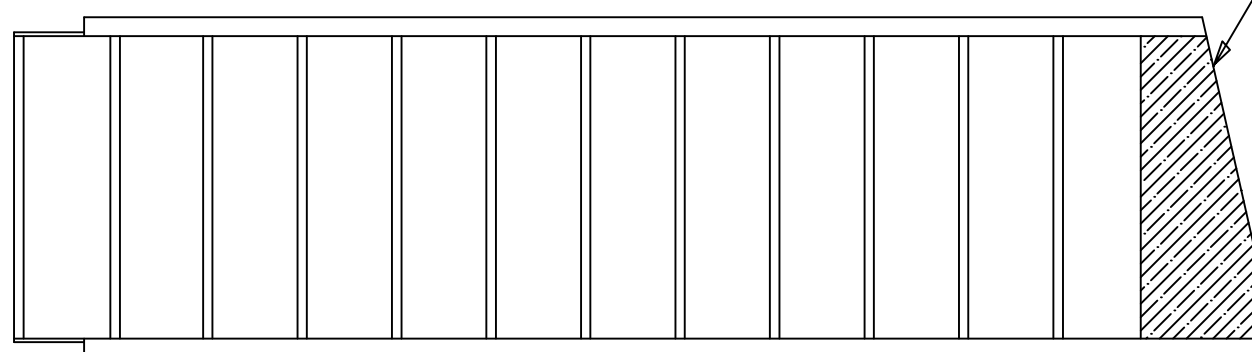


Stairtread to be *Lionweld Kennedy*
 Safegrid/standard rectangular pattern
 ref RGL with Liongrip nosings
 Grating 41mm pitch
 Each tread 800mm wide 247 deep



ELEVATION 2

Durbar plate as top landing/step



PLAN

NOTE: REFER TO C 506 FOR BUILDING ELEVATIONS

Project 4 ST GEORGES TERRACE NW1 8HX	Drawing Title REAR STAIRCASE DETAILS	Scale 1: 20 @ A3	Drawing No. C/517
		Date July 2014	