



Job number - 175 1 Templewood Gardens, NW3 7XB

ISSUE SHEET

Drawing Register and Issue Record

Issue Code		ISSUE DATES
IV	INFORMATION Via e-mail	
I	INFORMATION	
T	TENDER	Code
C	CONSTRUCTION	Day 04 19 11
R	RECORD	Month 06 06 08
P	PLANNING	Year 14 14 14

DRAWING NOS.	TITLE	Scale	Revision
--------------	-------	-------	----------

Proposed Drawings

175_PL_00	Site Location Plan	1:1250 @ A3	* A
175_PL_01	Existing East Elevation	1:50 @ A1	*
175_PL_02	Existing Front Elevation	1:50 @ A1	*
175_PL_03	Existing Rear Elevation	1:50 @ A1	*
175_PL_04	Existing West Elevation	1:50 @ A1	*
175_PL_05	Proposed East Elevation	1:50 @ A1	* A B
175_PL_06	Proposed Front Elevation	1:50 @ A1	* A B
175_PL_07	Proposed Rear Elevation	1:50 @ A1	* A B
175_PL_08	Proposed West Elevation	1:50 @ A1	* A B
175_PL_09	Window Details	NTS	*
175_PL_10	Window Details	NTS	*
175_PL_11	Existing Window Types	1:10 @ A1	*
175_PL_12	Existing Window Types	1:10 @ A1	*
175_PL_13	Existing Window Types	1:10 @ A1	*
175_PL_14	Proposed Window Types	1:10 @ A1	* A
175_PL_15	Proposed Window Types	1:10 @ A1	*
175_PL_16	Proposed Window Types	1:10 @ A1	*

ISSUED TO :	Contact:	NO. OF COPIES
Client	Blarney Land Services	* * *
Project Manager		
Cost Consultant		
Project Co-ordinator		
Planning Consultant		
Planning Officer	Camden Planning Department	4 * *
Structural Engineer		
MEP Engineer		
Transport Consultant		
Acoustic Consultant		
CDM Co-ordinator		
Sustainability Consultant		
Sunlight/Daylight Consultant		
Aechnaeology Consultant		
Site Surveyors Consultant		
Building Control		
Contractor		

21st File Copy	1 1 1
Issued by:	TS TS RM



TYPE 12

TYPE 10

TYPE 2

TYPE 11

TYPE 12

TYPE 1

TYPE 2

TYPE 2

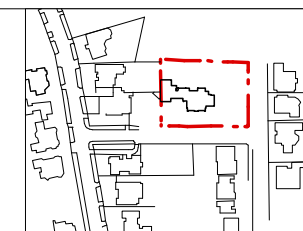
TYPE 14

A Proposed East Elevation General arrangement
PL.05 1/50@A1_1/100@A3



Notes
Setting out and all G.A. drawings prepared from survey information provided by others.
All setting out must be checked on site
All levels must be checked on site and refer to Ordnance Datum Newlyn unless alternative Datum given
All fixings and weatherings must be checked on site
All dimensions must be checked on site
This drawing must not be scaled
This drawing must be read in conjunction with the relevant specification clauses
This drawing must not be used for land transfer purposes
This drawing must not be used on site unless issued for construction
Information contained within this drawing is the sole copyright of 21st Architecture Ltd. and is not to be reproduced without express permission. No implied licence exists. This drawing not to be used for land transfer or valuation purposes. Do not scale from this drawing. All dimensions & levels are to be checked on site by the contractor. Issued for purposes indicated only. Drawing errors and omissions to be reported to the architect.

Revisions			
A	18.06.14	Window Annotations Added	
B	11.08.14	Roof dormer windows omitted	



Client	Blarney Land Services LTD
Project	1 Templewood Gardens London NW3 7XB
Drawing Title	Proposed East Elevation

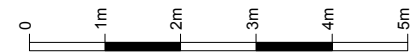


Status	Planning	Drawn	JSP	Checked	TJS
Scale	1:50 @A1 1:100 @A3	Date	June 2014		
Drwg. No.	175_PL_05	Revision	B		



A
PL.06 1/50@A1_1/100@A3

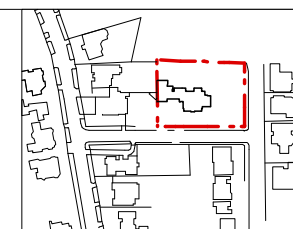
Proposed Front Elevation General arrangement



Notes
Setting out and all G.A. drawings prepared from survey information provided by others.
All setting out must be checked on site.
All levels must be checked on site and refer to Ordnance Datum Newlyn unless alternative Datum given.
All fringes and weatherings must be checked on site.
All dimensions must be checked on site.
This drawing must not be scaled.
This drawing must be read in conjunction with the relevant specification clauses.
This drawing must not be used for land transfer purposes.
This drawing must not be used on site unless issued for construction.
Information contained within this drawing is the sole copyright of 21st Architecture Ltd. and is not to be reproduced without express permission. No implied licence exists. This drawing not to be used for land transfer or valuation purposes. Do not scale from this drawing. All dimensions & levels are to be checked on site by the contractor. Issued for purposes indicated only. Drawing errors and omissions to be reported to the architect.

Revisions

A	18.06.14	Window Annotations Added
B	11.08.14	Roof dormer windows omitted



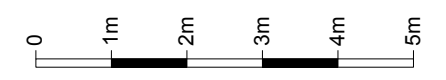
Client
Blarney Land Services LTD
Project
1 Templewood Gardens
London NW3 7XB
Drawing Title
Proposed Front Elevation



Status Planning	Drawn JSP	Checked TJS
Scale 1:50 @A1 1:100 @A3	Date June 2014	
Drwg. No. 175_PL_06	Revision B	

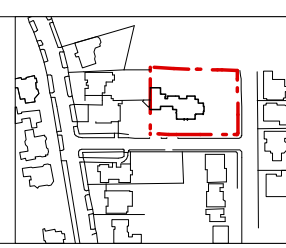


A Proposed Rear Elevation General arrangement
 PL.07 1/50@A1_1/100@A3



Notes
 Setting out and all G.A. drawings prepared from survey information provided by others.
 All setting out must be checked on site.
 All levels must be checked on site and refer to Distance Datum Newlyn unless alternative Datum given.
 All fixings and weatherings must be checked on site.
 All dimensions must be checked on site.
 This drawing must not be scaled.
 This drawing must be read in conjunction with the relevant specification clauses.
 This drawing must not be used for land transfer purposes.
 This drawing must not be used on site unless issued for construction.
 Information contained within this drawing is the sole copyright of 21st Architecture Ltd. and is not to be reproduced without express permission. No implied licence exists. This drawing not to be used for land transfer or valuation purposes. Do not scale from this drawing. All dimensions & levels are to be checked on site by the contractor. Issued for purposes indicated only. Drawing errors and omissions to be reported to the architect.

Revisions		
A	18.06.14	Window Annotations Added
B	11.08.14	Roof dormer windows omitted



Client	Blarney Land Services LTD
Project	1 Templewood Gardens London NW3 7XB
Drawing Title	Proposed Rear Elevation

BLARNEY Land Services Ltd

Status	Planning	Drawn	JSP	Checked	TJS
Scale	1:50 @A1 1:100 @A3	Date	June 2014		
Drwa. No.	175_PL_07	Revision	B		

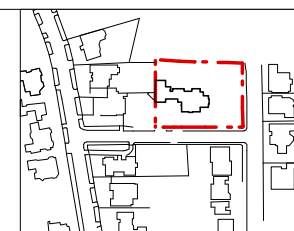


A Proposed West Elevation General arrangement
 PL.08 1/50@A1_1/100@A3




Notes
 Setting out and all G.A. drawings prepared from survey information provided by others.
 All setting out must be checked on site
 All levels must be checked on site and refer to
 Ordnance Datum Newlyn unless alternative Datum given
 All fixings and weatherings must be checked on site
 All dimensions must be checked on site
 This drawing must not be scaled
 This drawing must be read in conjunction with the relevant specification clauses
 This drawing must not be used for land transfer purposes
 This drawing must not be used on site unless issued for construction
 Information contained within this drawing is the sole copyright of 21st Architecture Ltd and is not to be reproduced without express permission. No implied licence exists. This drawing not to be used for land transfer or valuation purposes. Do not scale from this drawing. All dimensions & levels are to be checked on site by the contractor. Issued for purposes indicated only. Drawing errors and omissions to be reported to the architect.

Revisions		
A	18.06.14	Window Annotations Added
B	11.08.14	Roof dormer windows omitted



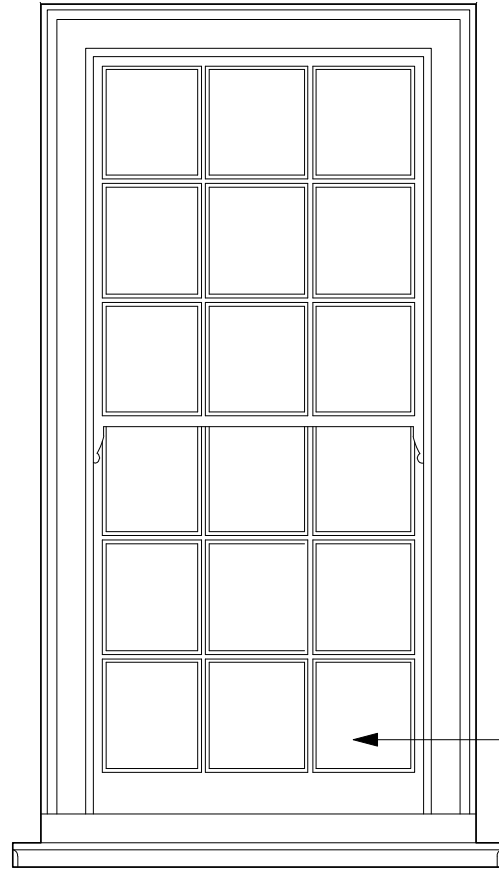
Client	Blarney Land Services LTD
Project	1 Templewood Gardens London NW3 7XB
Drawing Title	Proposed West Elevation

BLARNEY Land Services Ltd		
Status	Drawn	Checked
Planning	JSP	TJS
Scale	Date	
1:50 @A1 1:100 @A3	June 2014	
Drwa. No.	Revision	
175_PL_08	B	



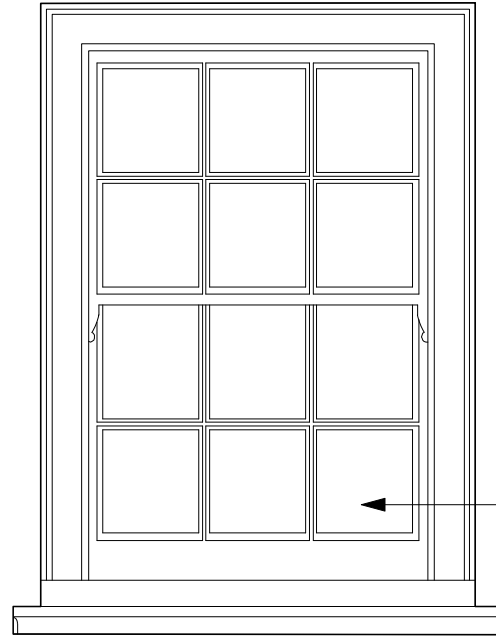
New Window Types to replicate existing design.
See 175_PL_09 and 175_PL_10 for further technical information and section details.

TYPE 1



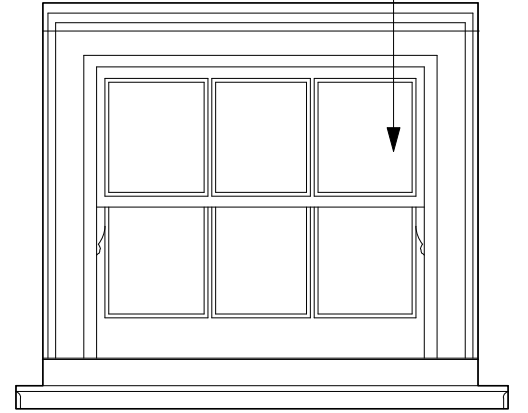
New Window Types to replicate existing design.
See 175_PL_09 and 175_PL_10 for further technical information and section details.

TYPE 2



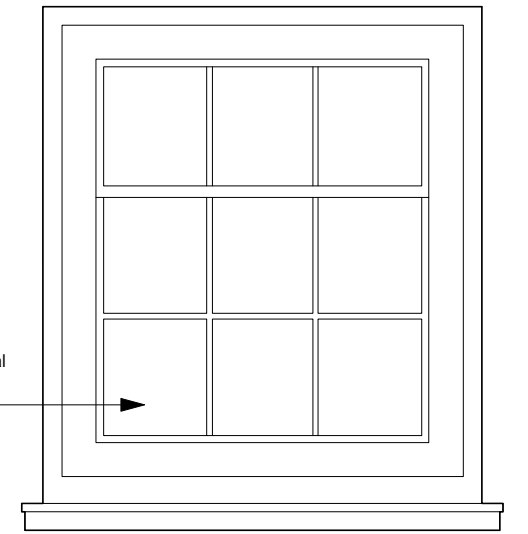
New Window Types to replicate existing design.
See 175_PL_09 and 175_PL_10 for further technical information and section details.

TYPE 3



New Window Types to replicate existing design.
See 175_PL_09 and 175_PL_10 for further technical information and section details.

TYPE 4



New Window Types to replicate existing design.
See 175_PL_09 and 175_PL_10 for further technical information and section details.

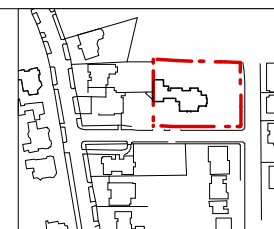
TYPE 7



A Proposed Window Types
PL.14 1:20@A3_1:10@A1

Notes
Setting out and all G.A. drawings prepared from survey information provided by others.
All setting out must be checked on site
All levels must be checked on site and refer to Distance Datum Newlyn unless alternative Datum given
All fixings and weatherings must be checked on site
All dimensions must be checked on site
This drawing must not be scaled
This drawing must be read in conjunction with the relevant specification clauses
This drawing must not be used for land transfer purposes
This drawing must not be used on site unless issued for construction
Information contained within this drawing is the sole copyright of 21st Architecture Ltd. and is not to be reproduced without express permission. No implied licence exists. This drawing not to be used for land transfer or valuation purposes. Do not scale from this drawing. All dimensions & levels are to be checked on site by the contractor. Issued for purposes indicated only. Drawing errors and omissions to be reported to the architect.

Revisions
A 11.08.14 Types 5 and 6 omitted



Client
Blarney Land Services LTD
Project
1 Templewood Gardens
London NW3 7XB
Drawing Title
Proposed Window Types

BLARNEY Land Services Ltd
Status Planning
Scale 1:10@A1_1:20@A3
Drawn JSP
Checked TJS
Date June 2014
Drwa. No. 175_PL_14
Revision A