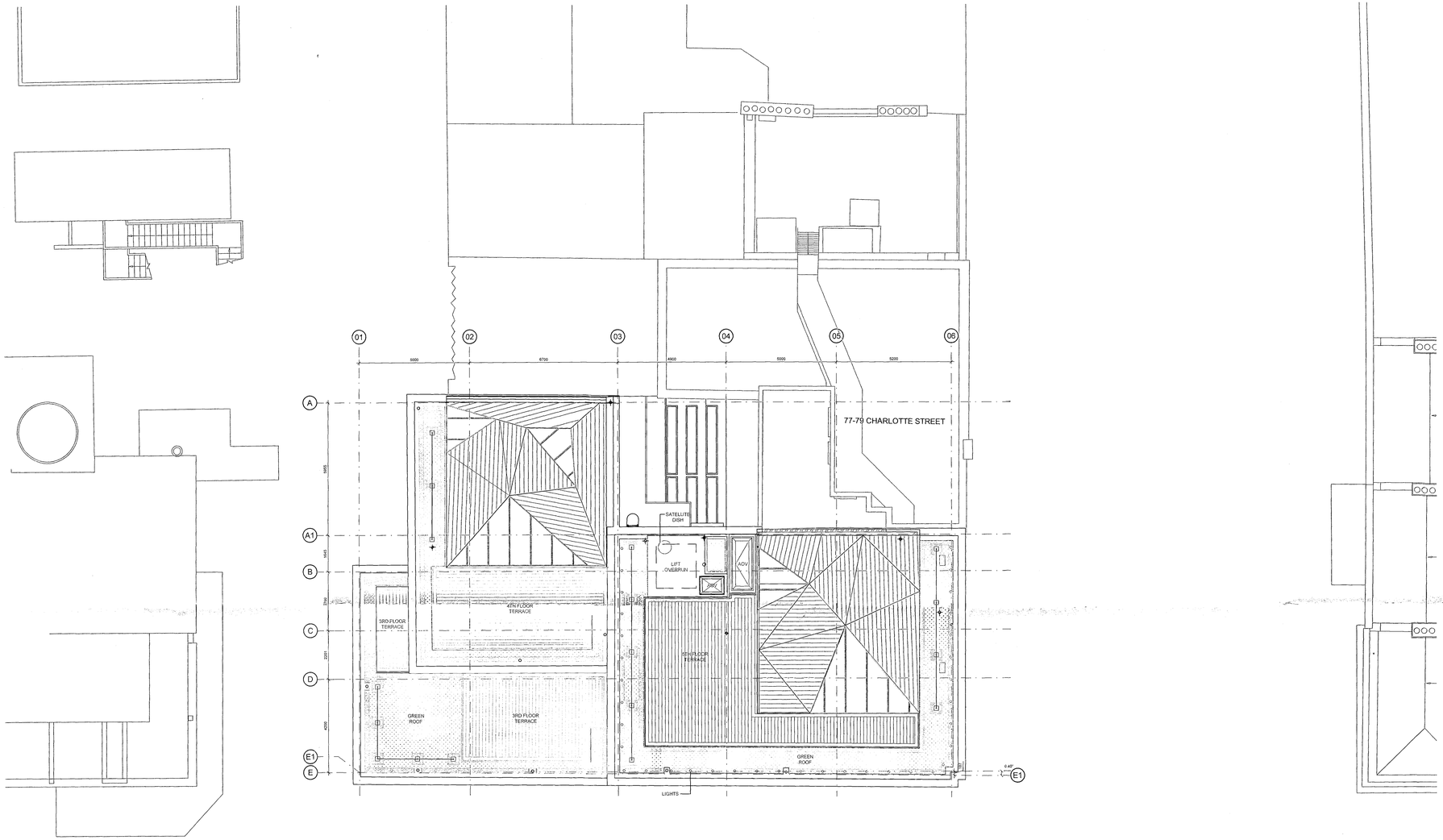

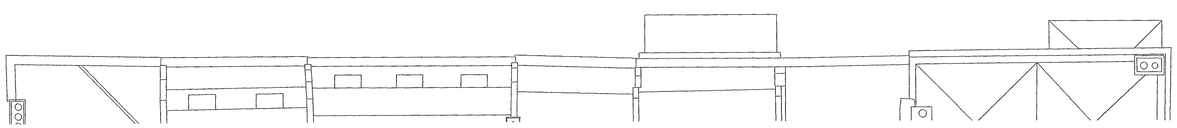

01
07-106

PROPOSED ROOF PLAN

Scale 1:50

Scale 1:100

0 1 2 3 4 5 10M

Veretec

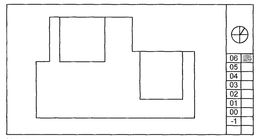

Notes

1. BASED ON DSDHA DRAWING NO: 205_20.106T5_3F

C	18/08/2014	NOTES ADDED	SF
B	14/08/2014	TERRACE DECKING UPDATED	SF
A	07/08/2014	ROOF LIGHT TO 4TH FLOOR PAVILION ROOF MOVED TO ALLOW FOR MAINTENANCE	SF

Revisions By Authorised

Veretec

Important note

All dimensions in millimetres . Where dimensions are not given, drawings must not be scaled and the matter referred back to Veretec Limited.

All dimensions and conditions are to be checked on site by the contractor prior to preparing drawings or commencing any work. The contractor is responsible for checking that there is no conflict between site dimensions and drawn dimensions.

In the event of any detail or dimensional conflict between Veretec Limited drawings, the matter must be referred back to Veretec Limited for clarification.

Veretec Limited.
36-40 York Way
London N1 9AB
Tel: +44 (0)20 7843 3199
Fax: +44 (0)20 7843 3001
Email: london@veretec.co.uk
Web: www.veretec.co.uk

Client
KNIGHT HARWOOD

Project
73 CHARLOTTE STREET

Title
PROPOSED ROOF PLAN

Date	Drawn	Checked	Authorised
MAY 2014	OG	SF	KM

Scale
1:100@A1 1:200 @A3

Issue status
PLANNING

Drawing number
21164-09-AR-07-106

Rev
C

Client Drawing number
-

© Copyright 2006 - Aukett Fitzroy Robinson Ltd

18-Aug-14 5:56 PM By Stuart Faulkling

XREFs: P21164CADCAD\aist\Revit\RED - PLAN
P21164CADCAD\aist\Revit\RED - 03-06
P21164CADCAD\aist\Revit\Key Plan
P21164CADCAD\aist\Revit\Structural Consultant\RS Structural Engineer - East Wood\2014-08-05 - post PR meet\211826-dcp 1-M2024-5106.RVT