Veretec

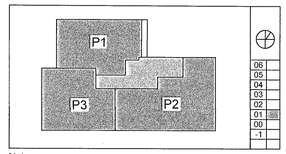

Notes

1. BASED ON DSDHA DRAWING NO: 205_20.102T5_1F

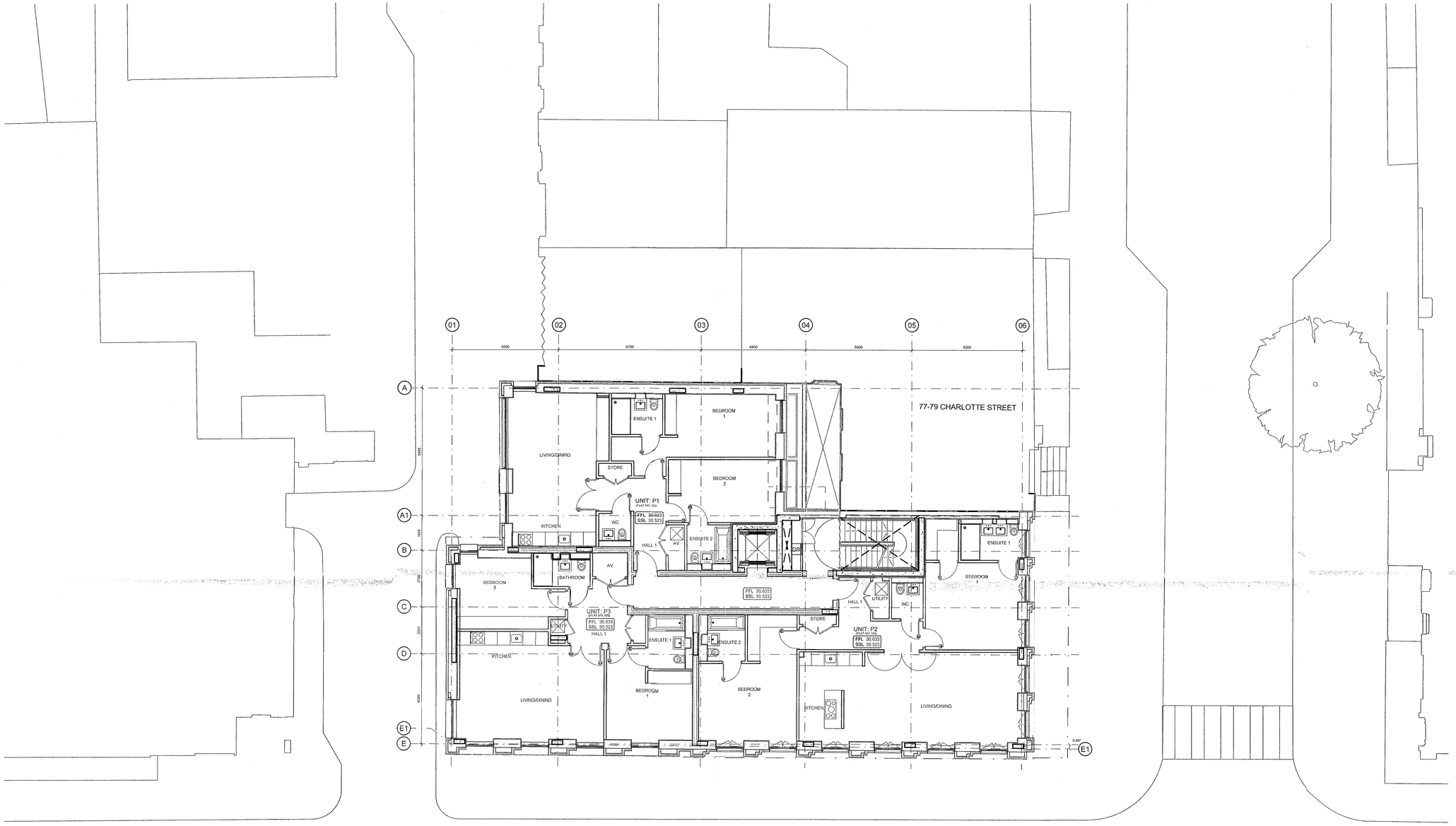

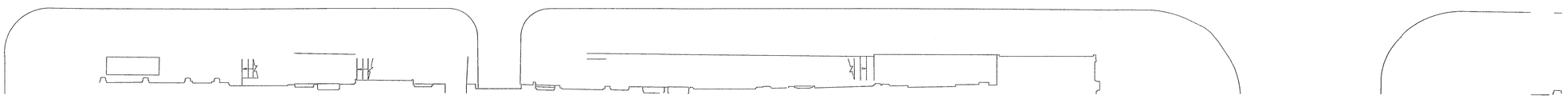

01 PROPOSED FIRST FLOOR PLAN

07-101 Scale 1:50

Scale 1:100

0 1 2 3 4 5 10M

Revisions			
A	18/08/2014 SURROUNDING CONTEXT ADDED	SF	
Rev	Description	By	Authorised

Veretec

Important note

All dimensions in millimetres . Where dimensions are not given, drawings must not be scaled and the matter referred back to Veretec Limited.

All dimensions and conditions are to be checked on site by the contractor prior to preparing drawings or commencing any work. The contractor is responsible for checking that there is no conflict between site dimensions and drawn dimensions.

In the event of any detail or dimensional conflict between Veretec Limited drawings, the matter must be referred back to Veretec Limited for clarification.

Veretec Limited.
36-40 York Way
London N1 9AB
Tel: +44 (0)20 7843 3199
Fax: +44 (0)20 7843 3001
Email: london@veretec.co.uk
Web: www.veretec.co.uk

Client
KNIGHT HARWOOD

Project
73 CHARLOTTE STREET

Title
PROPOSED FIRST FLOOR

Date	Drawn	Checked	Authorised
MAY 2014	OG	SF	KM

Scale
1:100@A1 1:200 @A3

Issue status
PLANNING

Drawing number
21164-09-AR-07-101

Rev
A

Client Drawing number
-

© Copyright 2006 - Aukett Fitzroy Robinson Ltd

18-Aug-14 5:57 PM By Stuart Paulding

XREFs: P:\21164\CAD\CAD data\Xrefs\DRD - PLAN
P:\21164\CAD\CAD data\Xrefs\Ground Floor.dwg P:\21164\CAD\CAD data\Xrefs\01B Structural Engineer - Elliot Wood\20140217 - EB Drawings\21128r.dwg 13/12/13 5:01 PM
P:\21164\CAD\CAD data\Xrefs\First Floor.dwg P:\21164\CAD\CAD data\Xrefs\01C Structural Engineer - Elliot Wood\20140218 - Issue\21128r.dwg 14/02/14 3:01 PM
P:\21164\CAD\CAD data\Plans\21164-09-F-00-101
P:\21164\CAD\CAD data\Plans\21164-09-F-01-101
P:\21164\CAD\CAD data\Plans\21164-09-F-31-101