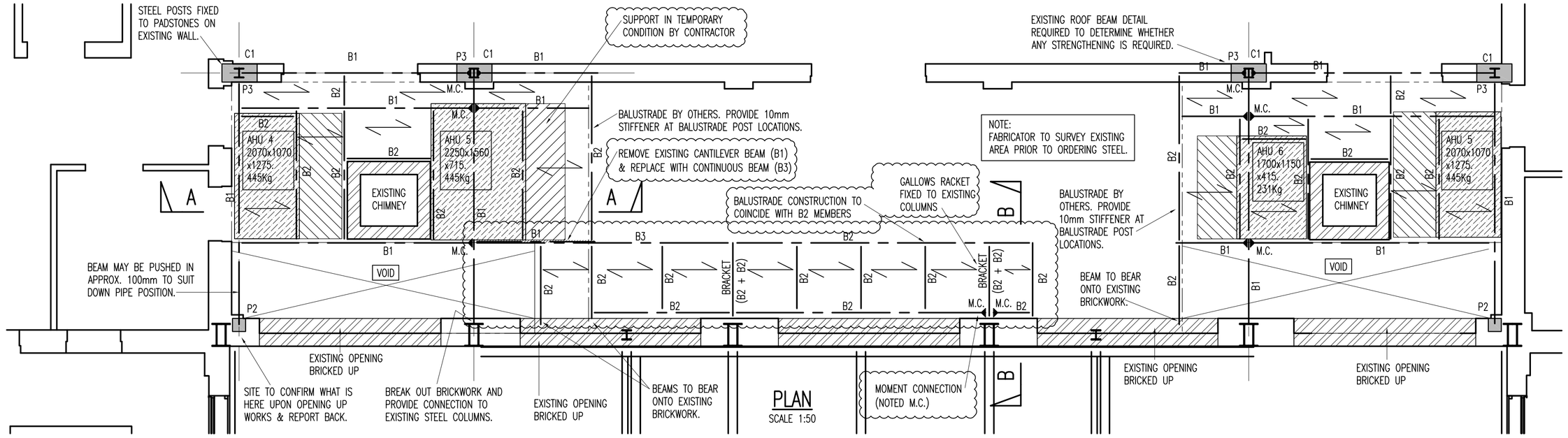

PLAN
SCALE 1:50

LEGEND

C1: 152 UC.23
B1: 152 UC.23
B2: 152x89 UB.16
B3: 203x102x23 UB
ALL STEEL TO BE GRADE S275
ALL STEEL TO BE GALVANISED.

M.C. MOMENT CONNECTION

SPAN OF MESH FLOOR OR SIMILAR, FIXED IN ACCORDANCE WITH MANUFACTURERS LITERATURE.

P1 440x100x2150P. CLASS A ENGINEERING BRICK PADSTONE.

P2 215x215x2150P. C30 CONCRETE PADSTONE OR CLASS A ENGINEERING BRICK.

P3 440x215x2150P. C30 CONCRETE PADSTONE.

ALL CONNECTIONS DESIGNED FOR MIN. 50kN SHEAR (ULS).
M.C.'s = 15kNm MOMENT AND 50kN SHEAR.

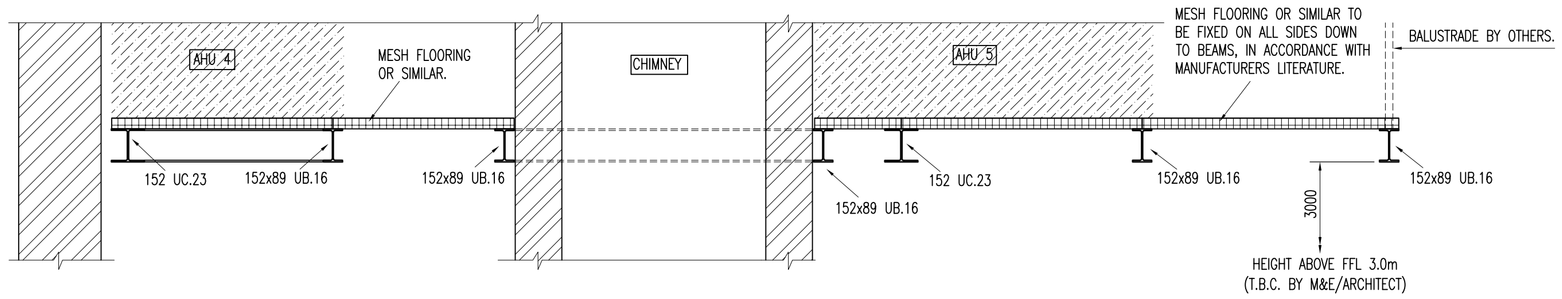

SECTION A–A
SCALE 1:20

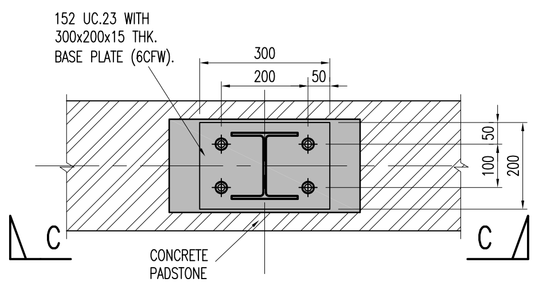

TYPICAL 152UC TO PADSTONE BASE PLATE DETAIL.
SCALE 1:10

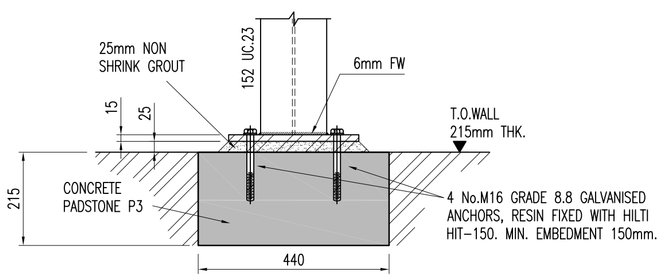

SECTION C–C
SCALE 1:10

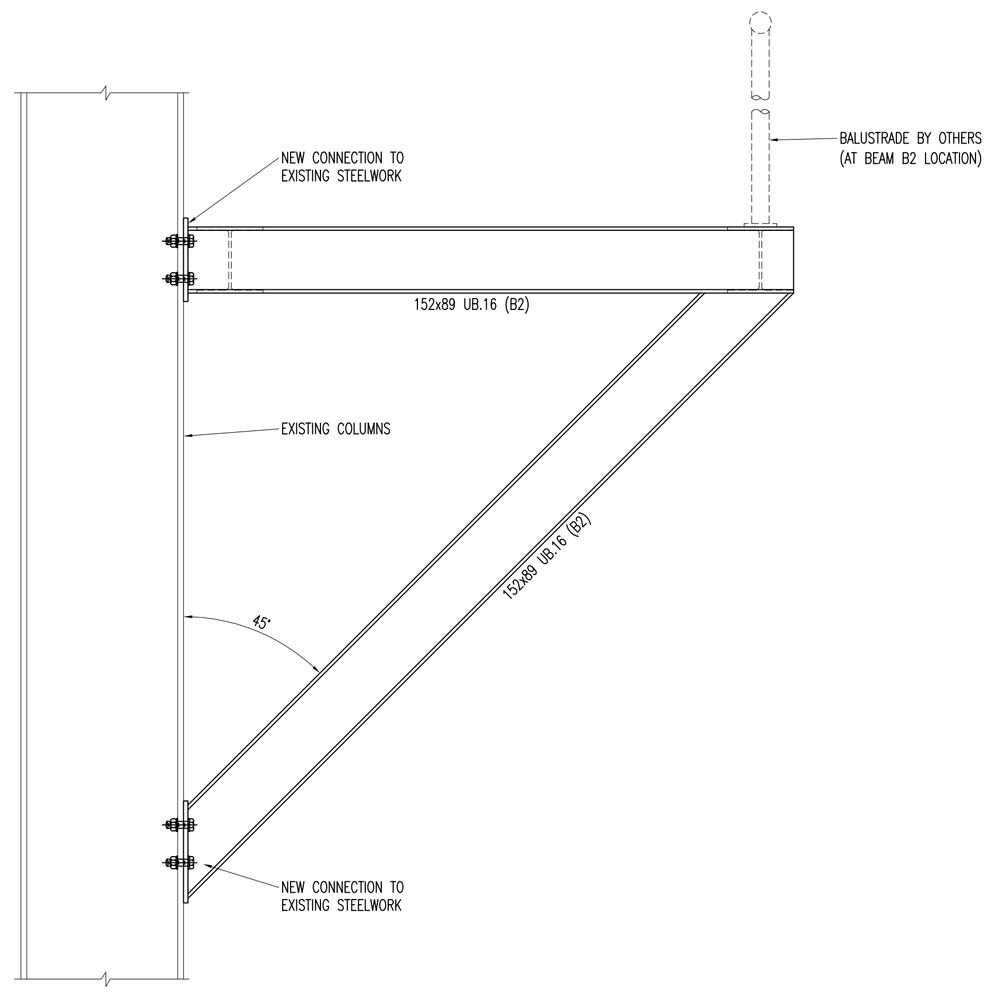

SECTION B–B (BRACKET)
SCALE 1:10

Notes

1. ALL DIMENSIONS ARE IN MILLIMETRES AND LEVELS IN METRES.

2. THIS DRAWING TO BE READ IN CONJUNCTION WITH RELEVANT ARCHITECT'S AND ENGINEER'S DRAWINGS AND SPECIFICATIONS.

3. THIS DRAWING HAS BEEN PRODUCED ELECTRONICALLY AND MAY HAVE BEEN PHOTO REDUCED OR ENLARGED WHEN COPIED. HENCE, DO NOT RELY ON ANY SCALES QUOTED. WORK ONLY TO FIGURED DIMENSIONS (DO NOT SCALE). ALL DIMENSIONS TO BE CHECKED ON SITE. ANY ERRORS OR OMISSIONS TO BE REPORTED TO THE ENGINEER IMMEDIATELY.

C.D.M.

SIGNIFICANT RISKS AND HAZARDS:

NO SIGNIFICANT RISKS OR HAZARDS ENVISAGED FOR A COMPETENT CONTRACTOR USED TO THIS TYPE OF CONSTRUCTION.

KEY DESIGN DECISIONS TO REDUCE OR ELIMINATE HAZARDS:

NO SIGNIFICANT DECISIONS NEED TO BE MADE.

FABRICATOR TO SURVEY BUILDINGS PRIOR TO ORDERING STEELWORK.

Rev.	Date	By	Details Of Revision
C3	16.05.14	FK	STEELWORK UPDATED TO SUIT CURRENT DESIGN TEAM COMMENTS
C2	13.01.14	AW	MINOR CHANGES. NOTES ADDED.
C1	13.12.13	AW	ISSUED FOR CONSTRUCTION
P1	25.11.13	AW	FIRST ISSUE

Client
THE QUAKERS

Project
FRIENDS HOUSE
173–177 EUSTON ROAD. NW1

Title
AHU SUPPORT STRUCTURE.
ARRANGEMENT AND DETAILS.

Walsh Associates
Consulting Civil & Structural Engineers
32 Lafone Street, London, SE1 2LX
Tel: +44 (0)20 7089 6800
Fax: +44 (0)20 7089 6801
E-mail: london@walshgroup.eu.com

Status
CONSTRUCTION

Drawn	AW	A1 Scales			
Date	25.11.13	Eng.	DS	Chk.	App'd.
File Ref.					

ACTUAL DIMENSION = 80mm

Drawing No. 3626–120
Rev. C3

P:\Projects\3626\Drawings\Current\1001-3626-120.dwg 16/05/14 12:38