01 South elevation

GENERAL NOTES:
1. Measurements are based on metric system.
2. All levels are in meters to Principal Datum (PD) unless noted otherwise.
3. Do not scale off drawing and CAD file.
4. All shown figure dimensions are to be followed.
5. Do not use for construction unless expressly permitted.
6. This drawing shows design intent only.
7. All shop/fabrication drawings to be issued to mae llp for review before construction.
8. Contractor should verify all conditions, levels and dimensions on site and notify contract administrator of any variations from dimensions before construction and/or fabrication.
9. Any discrepancies on this drawing should be reported to mae llp before proceeding to fabrication.
10. Refer to other Consultants' drawings and specifications for information which should and are not exhaustive - MEP, Structures, shop/fabrication drawings, fire, acoustics and CDM documents.
11. This drawing may contain colour data. Please refer to original electronic document.
12. mae llp to be notified in advance of fabrication in accordance with agreed contract.
13. All drawn information produced from Greenwhich Survey.
14. All structural information to be confirmed by Structural Engineer.
15. All service riser sizes and enclosures are to be confirmed by M&E Engineer.
16. Landscape layout shown indicatively; refer to landscape architect's drawings for detail.
17. All newly proposed thermal and sound insulation requirements are subject to U-Value and sound testing of existing walls, floor and roofs where applicable.
18. All below ground buildings are indicative; refer to Civil/Landscape Architect drawings.
19. Details to be reviewed against all relevant acoustic requirements, in line with Max Fordham CFSH Requirements Summary Sheet, and Peter Brett Associates Acoustic Report.
20. All doors to be FGD* (and as a minimum requirement.
21. Details to be reviewed against all relevant fire requirements and relevant documents.

The data contained in this document includes proprietary rights of mae. Any party in receipt of the document shall receive and hold the same in confidence and agrees not to duplicate or otherwise reproduce the document in whole or in part, nor disclose the contents of the same without the written consent of mae.

Rev.	Date	Description
/	20.12.13	Planning Submission
A	12.07.14	Planning revision: Reconfiguration/rationalisation of windows to rear elevation, building out of recess to top and bottom floor, therby omitting recesses

0 2 4 M

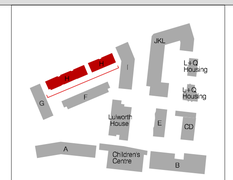

mæ
mæ LLP Architects
1 Naoroji Street
London WC1X 0GB
t: +44 (0)20 7704 6060
f: +44 (0)20 7833 2473
e: office@mae-llp.co.uk

Client	LB Camden
Job Name	Agar Grove
Job No.	1237
Title	Plot H Elevation South
Status	Planning
Scale	1:100
Drawn By	FY
Checked By	JH
Date	29.08.14
Drawing No.	1423_DWG_PL_H_00_252
Revision	A

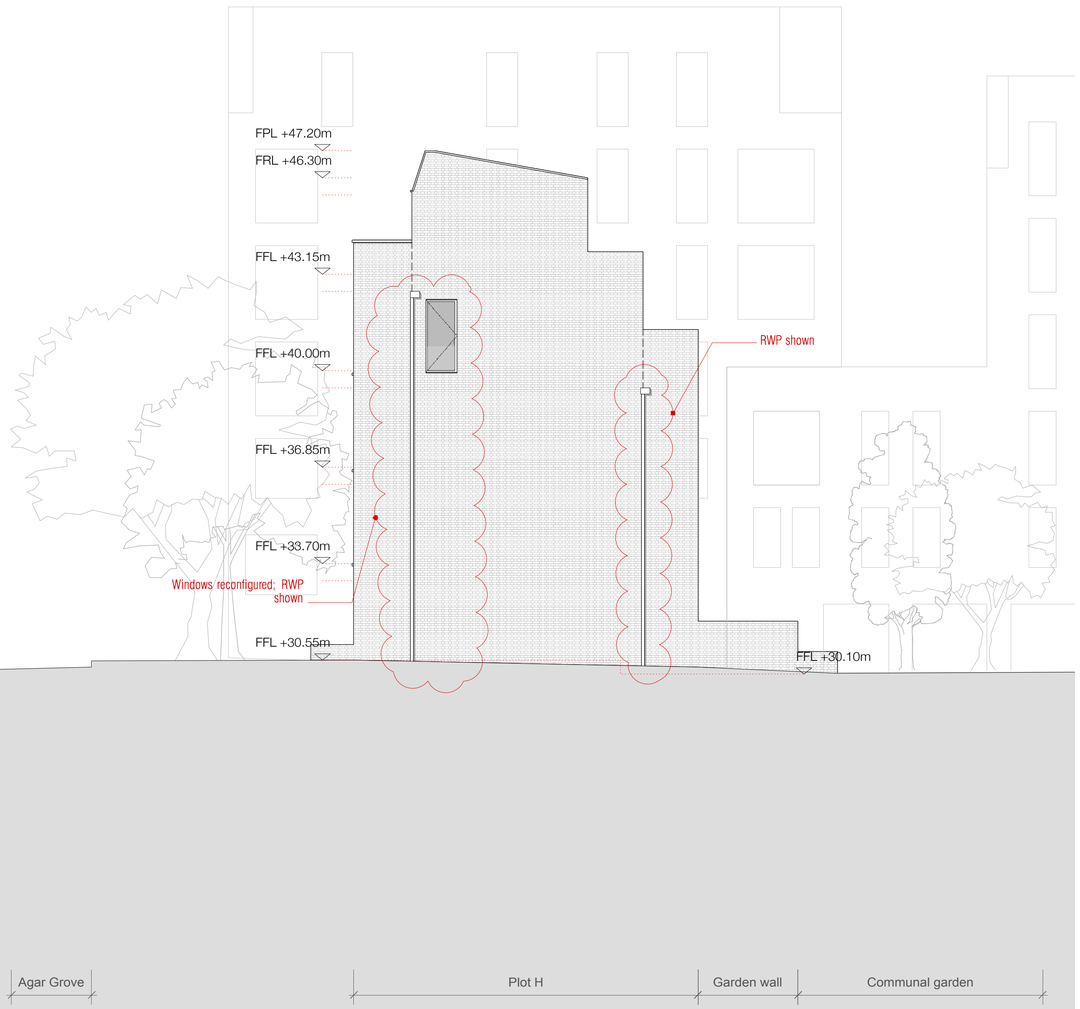

01 West elevation

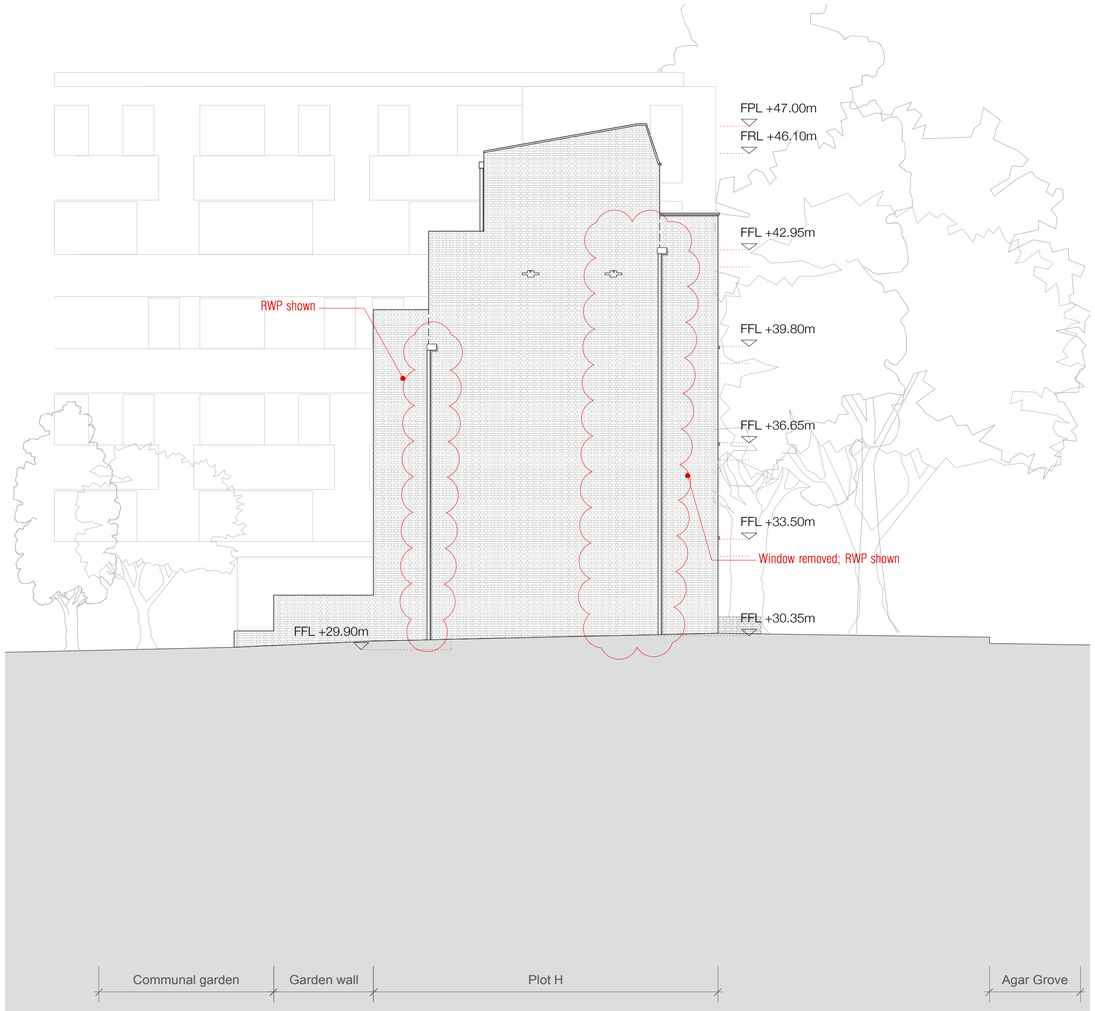

02 East elevation

NOTES:
1. Measurements are based on metric system
2. All levels are in meters to Principal Datum (PD) unless noted otherwise
3. Do not scale drawing
4. Figure dimensions are to be followed
5. Do not use for construction unless expressly permitted
6. Contractor should verify all conditions on site and notify contract administrator of any variations from dimensions before construction

The data contained in this document includes proprietary rights of mae. Any party in receipt of the document shall receive and hold the same in confidence and agrees not to duplicate or otherwise reproduce the document in whole or in part, nor disclose the contents of the same without the written consent of mae.

Rev.	Date	Description
	/	20.12.13 Planning Submission
	A	24.02.14 Annotation to window

0 2 4 M

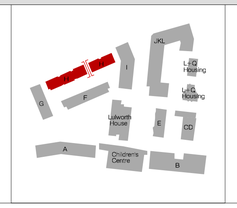

mæ
mæ LLP Architects
1 Naoroji Street
London WC1X 0GB
t: +44 (0)20 7704 6060
f: +44 (0)20 7833 2473
e: office@mae-llp.co.uk

Client: LB Camden		
Job Name: Agar Grove		Job No.: 1237
Title: Plot H East & West Elevations		
Status: Planning		Scale: 1:100@A1
Drawn By: FY	Checked By: JH	Date: 29.08.14
Drawing No.: 1423_DWG_PL_H_00_254		Revision: -