

7824100

7824300

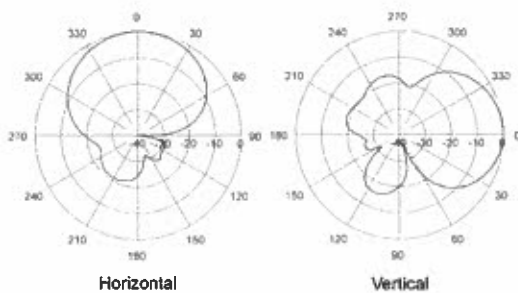
±45° | Directive Microcell | 75°/70° | 7.0/9.0 dBi

- Long body 'N' connectors to enable weather proofing.
- Optional mounting systems available for wall / pole.
- 7824300 model includes over shroud

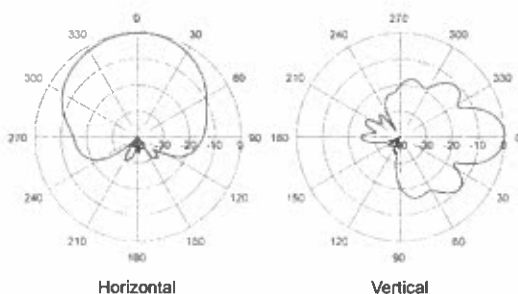
Electrical Characteristics		
Frequency band	870-960 MHz	1710-2170 MHz
Polarisation	±45°	±45°
Horizontal beamwidth	75°	70°
Elevation beamwidth	60°	25°
Gain	4.9 dBd / 7.0 dBi	6.9 dBd / 9.0 dBi
Impedance	50Ω	
VSWR	< 1.4:1 max	
Inter-port isolation (Tx bands)	≥ 25 dB	
Front-to-back ratio	> 18 dB	
Input power (per port)	100 W	
Connector(s) / Location	2 x N-Female / Bottom	
Mechanical Characteristics		
Radome colour	Grey (RAL 7035)	
Dimensions HxWxD	296 x 230 x 95 mm	11.7 x 9.1 x 3.7 in
Weight	0.75 kg	1.7 lbs
Wind load @160 km/hr (100 mph)	75 N	16.9 lbf
Mounting Options		
Mounting interface	Plate top and bottom / slits for jubilee clamp	
Over shroud for safety compliance	XSL9254929	



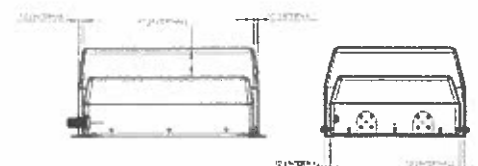
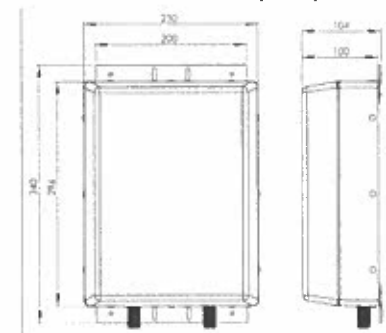
870-960 MHz



1710-2170 MHz



Dimensions (in mm)



Gap Measurement between Antenna and Shroud

Quoted performance parameters are provided to offer typical or range values only and may vary as a result of normal manufacturing and operational conditions. Extreme operational conditions and/or stress on structural supports is beyond our control. Such conditions may result in damage to this product. Improvements to product may be made without notice.