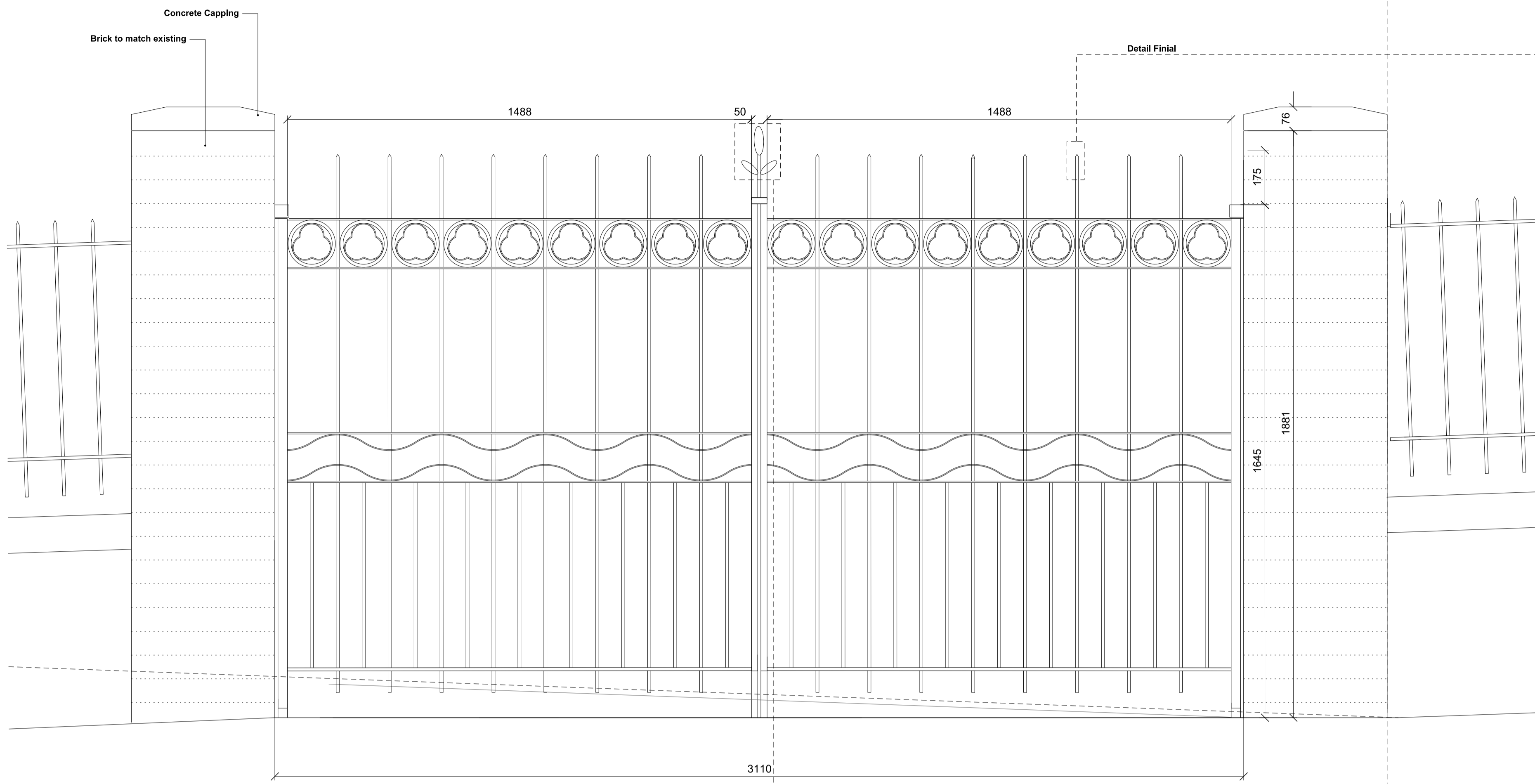
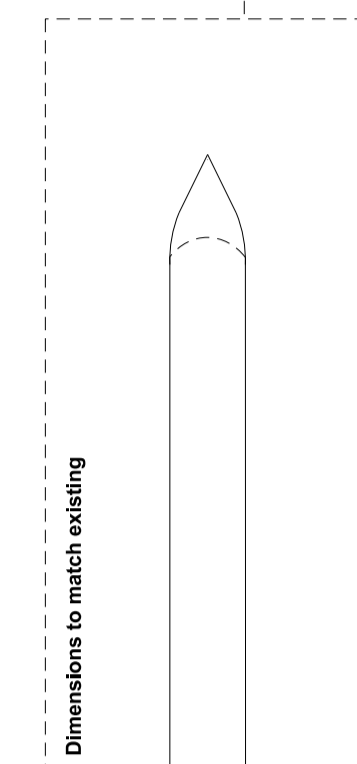


DO NOT SCALE FROM THIS DRAWING.  
 CONTRACTOR TO CHECK ALL DIMENSIONS ON  
 SITE.  
 ANY DISCREPANCIES TO BE REPORTED TO  
 THE ARCHITECT IMMEDIATELY.  
 SUBCONTRACTOR TO TAKE ORIGINAL GATE  
 AND USE THIS TO FORM DETAILING OF NEW  
 GATE



1| Elevation New Gate 1:10  
 SLKT-1301




3| Detail Finial 1:1  
 SLKT-1301



4| Image of existing Finial  
 SLKT-1301


PLEASE NOTE THAT GATE  
 WILL BE CAST TO MACH THE  
 EXISTING (MOLD WILL BE  
 CREATED FROM THE EXISTING  
 GATE).



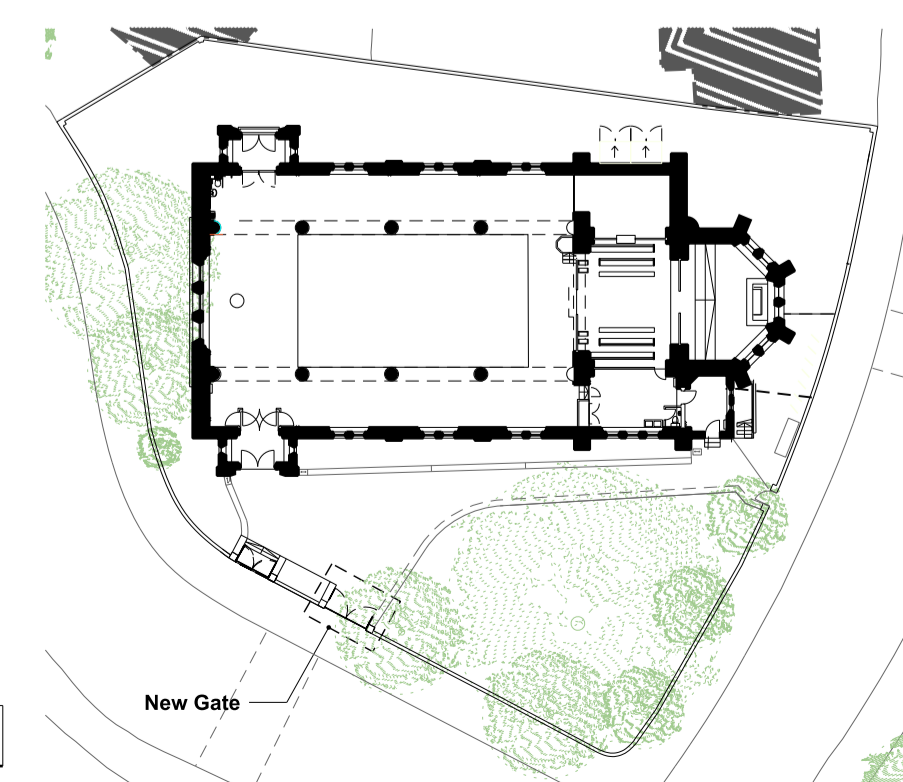
5| Detail Fleur-de-lis 1:1  
 SLKT-1301



6| Image of existing Fleur de lis 1:1  
 SLKT-1301



1| Plan New Gate 1:10  
 SLKT-1301



5| Key 1:500  
 SLKT-1301

ST LUKE'S EXTERNAL WORKS  
 COMPONENT DRAWING - NEW GATE

DRAWING No. 1301 Rev. C3

SCALE 1:10 A1 April 14 09/05/14