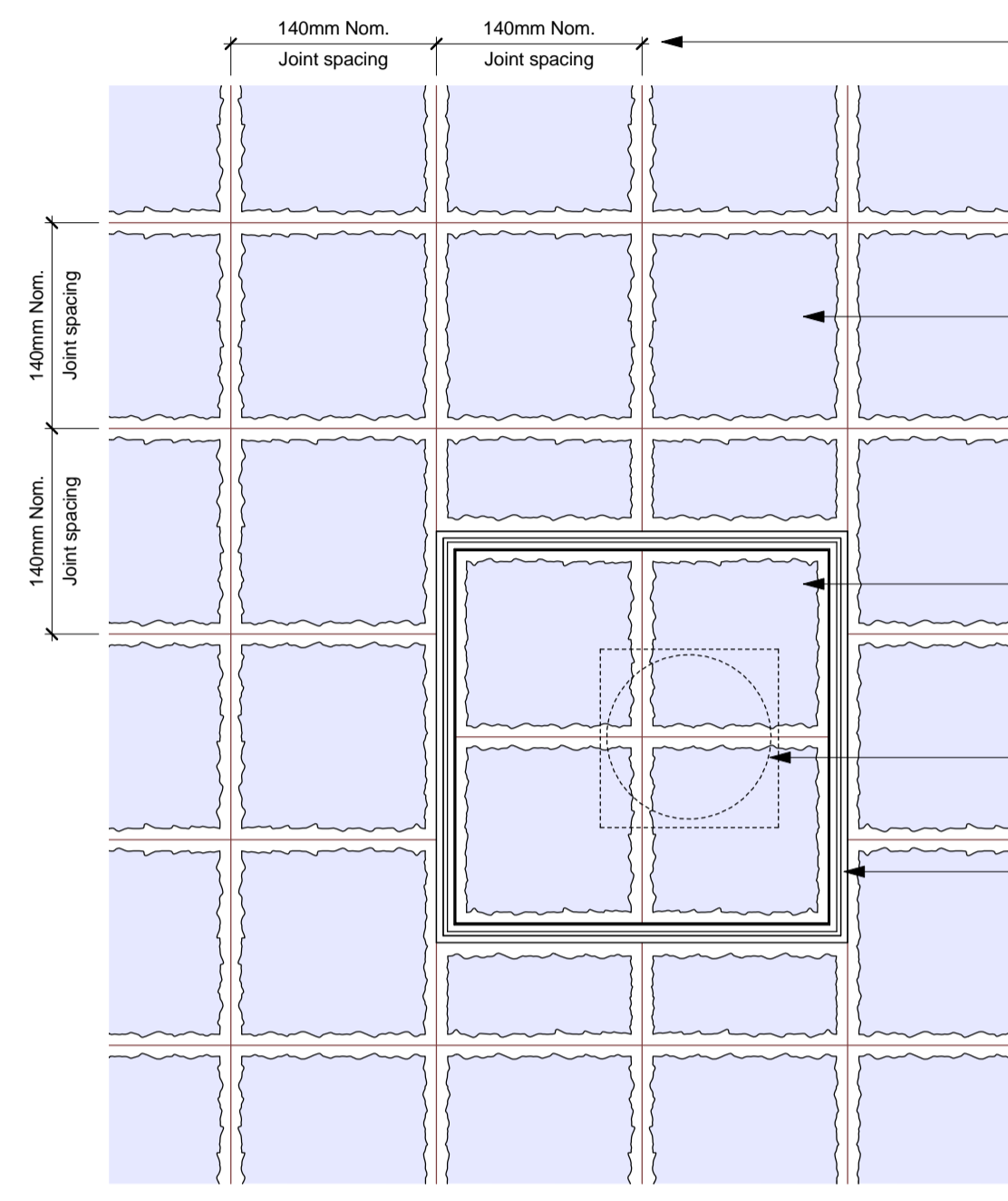


P WTS Stables Basement Floor Plan - Cobbles Layout
1 : 50



4 Cobble Pattern
1 : 5

DO NOT SCALE FROM THIS DRAWING

NOTE:
 • FOR EXISTING PREVIOUS WATERPROOFING DETAIL REFER TO DRAWING 3753W-ARCH-W1400.
 • Sets to be reclaimed granite sets rough - sourced from site 116-125mm x 116x125mm x 00mm deep. Contractor to confirm availability, size, colour - approx. 165m² in area.
 HEALTH & SAFETY:
 In addition to the hazards / risks normally associated with the types of work detailed on this drawing, note the following:
 Cutting & working of hard materials.

Orange hatch indicates areas of cobble floor finish to be 60mm cobbles on 40mm bed to accommodate a 50mm flooring zone.

Reclaimed cobbles 125mm square sets with nom. 15mm joints spaced between walls to reduce cuts (min. size 75mm)

150mm Finishes zone consisting 100mm granite sets on 50mm Tuffbed bedding mortar with Tuffbond priming mortar by Steintec or equal (Tuffgrout joint coloured to match paving)

Inset cover finishes zone consisting 50mm granite sets on 25mm Tuffbed bedding mortar with Tuffbond priming mortar by Steintec or equal. Frame position adjusted to suit paving pattern rather than centred on services below.

Drain / gully shown dotted below

Stainless steel inset access cover 300x300mm outer frame with 75mm deep inset frame

A	IAW	19	JC	RECESSED AREAS IN COBBLE FLOORS INDICATED
		05		
		14		
rev	by	date	van chkd	amendments



key plan

computer sheet name

drawing status

FOR COMMENT



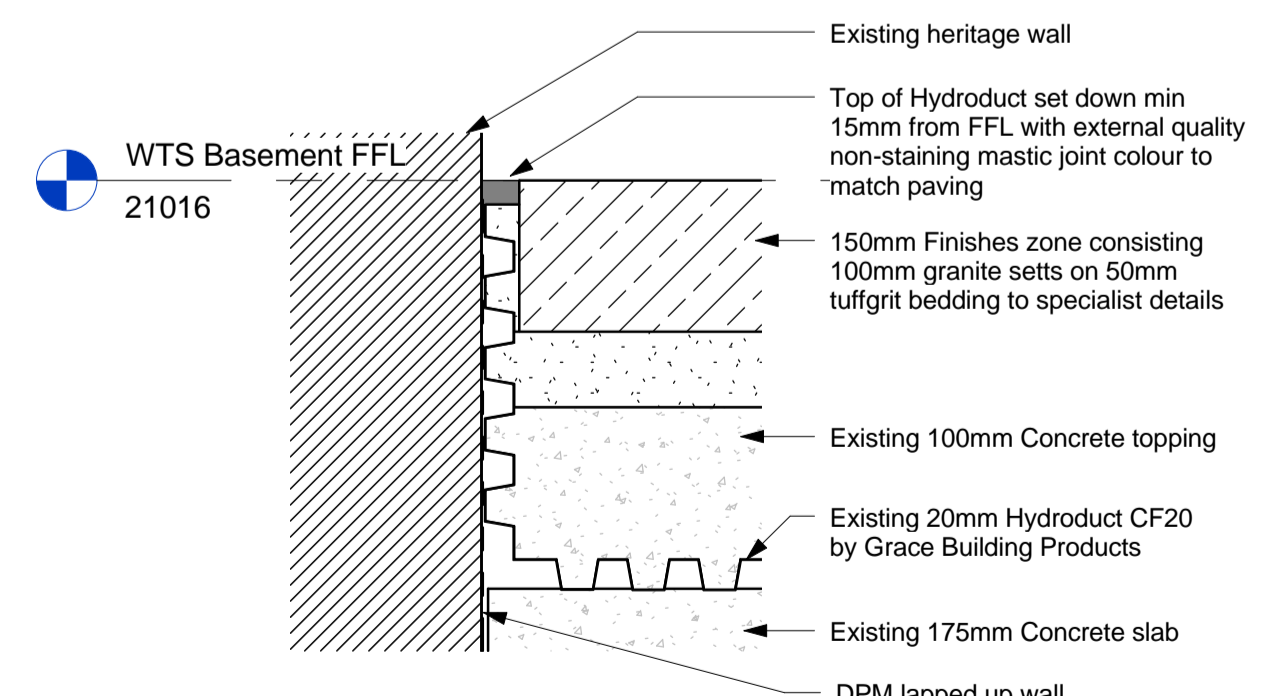
BAM Design Ltd
 An operating company of
 BAM Construct UK Ltd
 Centrium Business Park
 Griffiths Way, St Albans
 Herts, AL1 2RD
 Tel: 01727 894200
 E-mail: design@bam.co.uk

project
ARGENT ESTATES Ltd
KINGS CROSS EGY - CONTRACT 4
WESTERN TRANSIT SHED

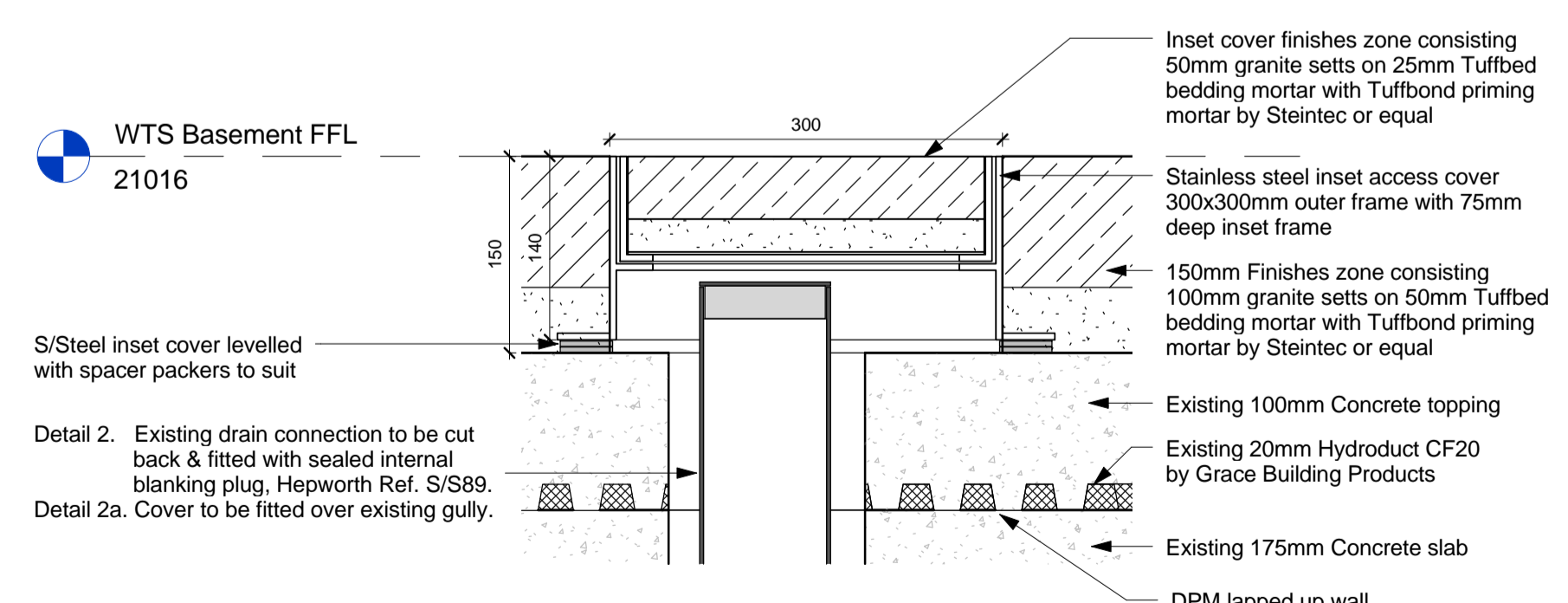
title
Stables Basement Floor Setting out

contract no.	LN0217	scale	As indicated	@ A1
client ref.	ARGENT	date	22/04/14	
drawn by	IAW	checked by	JC	

drawing no.	3753W	ARCH	W1802	A
-------------	-------	------	-------	---

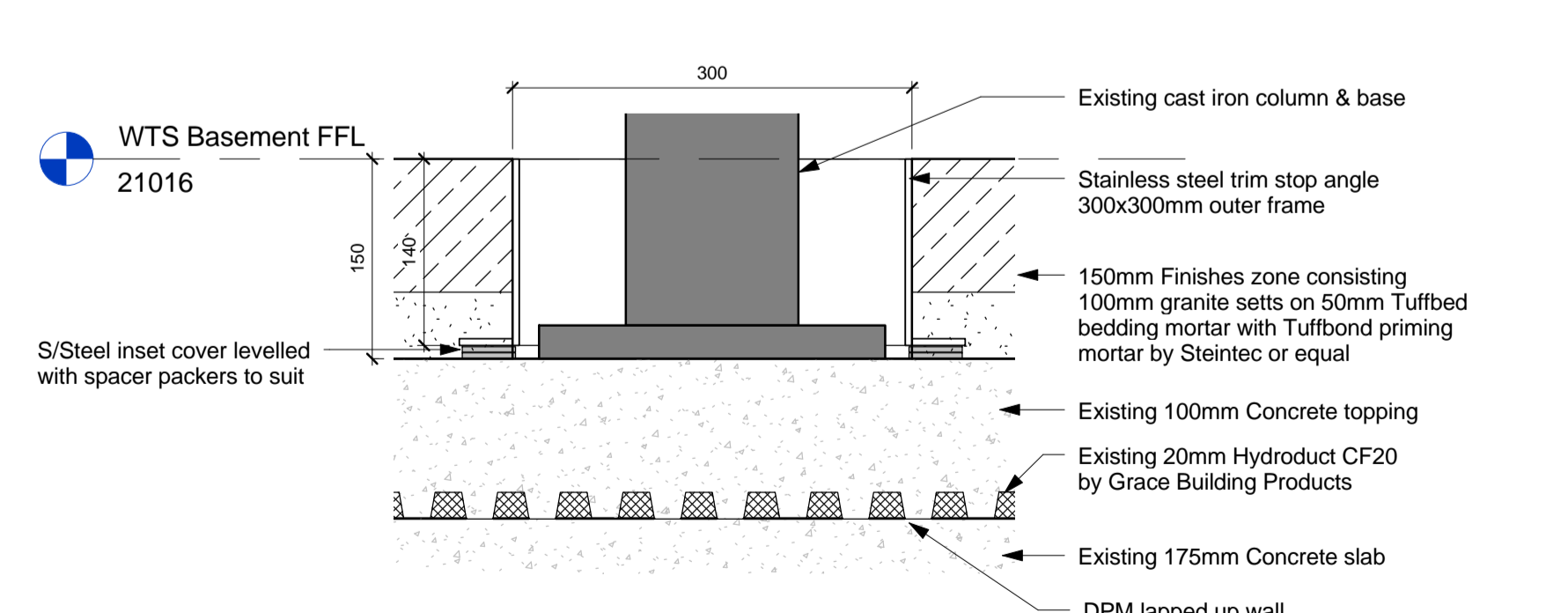


1 Wall Junction Detail
1 : 5



2 Access Cover Detail
1 : 5

NOTE: 5No. 300x300mm Inset Stainless Steel Access covers.



3 Column Base Frame Detail
1 : 5

NOTE: 6No. 300x300mm Stainless Steel frames to column bases.