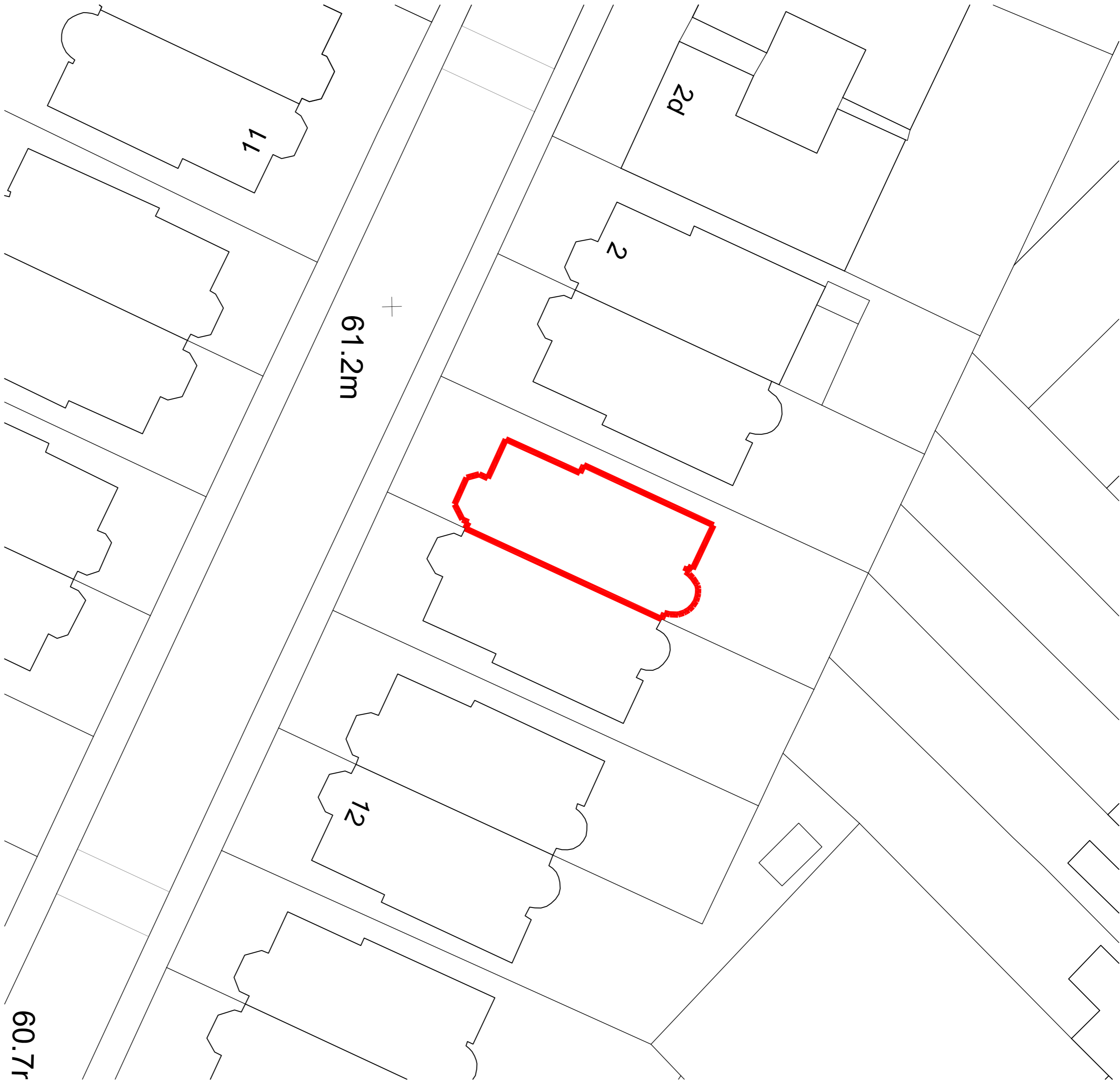
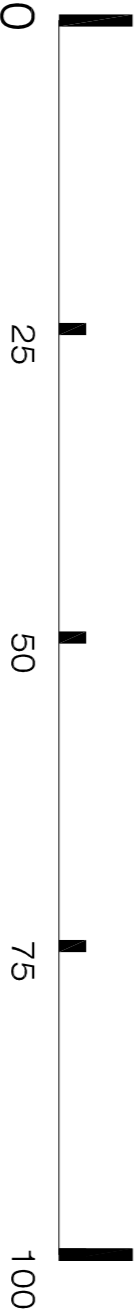
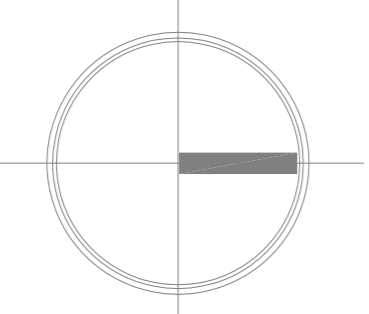




LOCATION PLAN
SCALE 1:1250@A3 LP-01



SITE PLAN
SCALE 1:500@A3 LP-01



Ground Floor Office

33 Belsize Lane

London NW3 5AS

Office: +44 (0) 207 431 9014

s.sandle@xularchitecture.co.uk

www.xularchitecture.co.uk

PLEASE NOTE:

1. ALL DIMENSIONS TO BE CHECKED ON SITE BEFORE FABRICATION.
2. CONTRACTOR TO REFER TO ENGINEERS DRAWINGS BEFORE PROCEEDING WITH WORKS.
3. ALL DRAWINGS AND DESIGNS ARE COVERED BY DESIGN RIGHT (INTELLECTUAL PROPERTY), AND MAY NOT BE DISTRIBUTED, COPIED OR ISSUED WITHOUT WRITTEN PERMISSION OF THE ARCHITECT.
4. ALL DESIGN CONCEPTS ARE THE SOLE PROPERTY OF THE ARCHITECT AND NO ADAPTATIONS, REPRODUCTIONS OR COPIES MAY BE MADE WITHOUT WRITTEN PERMISSION OF THE ARCHITECT.
5. THESE DRAWINGS ARE SUBJECT TO ANY VARIATION REQUIRED OR RECOMMENDATION BY ANY STATUTORY AUTHORITY, OR FOR THE BETTER CARRYING OUT OF THE WORKS.
6. SAMPLES TO BE PROVIDED BY CONTRACTOR FOR THE ARCHITECT APPROVAL.
7. ALL FINISHES TO ARCHITECT SATISFACTION.
8. ALL DRAWINGS TO BE APPROVED BY THE ARCHITECT BEFORE CONSTRUCTION.

ADDITIONAL NOTES:

REVISIONS

No	Date	Description Issue For	Issue By
00	06/06/14	PLANNING	RW

Client
PRIVATE CLIENT

Project
6 Belsize Park Gardens
NW3 4LD

Title

EXISTING
LOCATION AND SITE PLAN

Scale 1/1250@A3

Date 04/06/14

Drawn RW

Checked SS

Dwg. No.

LP-01

Project Number

14_15

Rev.

00