



GATE XD S11 B Gate

Detailed below is a list of the access control equipment installed on the gate

Paxton reader surface- as below



Mag lock – as per data sheet 200 x 62 x 40
Z and L bracket as per data sheet 266 x 76 x 40

RTE button as per data sheet



Break Glass unit- as per data sheet

Date - 13/06/14



Intercom – none



GATE XD S20 Residential Block B

Detailed below is a list of the access control equipment installed on the gate

Reader part of intercom

Mag lock – as per data sheet 200 x 62 x 40
Z and L bracket as per data sheet 266 x 76 x 40

RTE button as per data sheet



Break Glass unit- as per data sheet



Intercom – as per block B data sheet

Technical drawing of a telephone booth layout. The overall dimensions are 120.00 mm in width and 9 mm in height. The layout includes a top section with a rectangular cutout (47.50 mm high) and a diamond-shaped stud pattern (49.25 mm high). Below these is a row of five small circles (33.50 mm high) and a row of five small squares (35.00 mm high). The central section features the text "ENTER NUMBER" and "PRESS TO CALL" (35.00 mm high), followed by a 4x3 grid of squares. The bottom section contains an "MDR READER CUTOUT" (65.6 mm wide, 54 mm high) and a row of five small circles (70 mm high). The bottom right corner is labeled "bpt". A table on the right side contains the following text:

Date
Order
Name
Signature

BACK BOX DIMENSIONS
369H X 104W X 48D

Date:
Order Number:
Name:
Signature:



GATE XD S25 William Road Gate

Detailed below is a list of the access control equipment installed on the gate

Salto reader surface- as below



Mag lock – as per data sheet 200 x 62 x 40
Z and L bracket as per data sheet 266 x 76 x 40

RTE button as per data sheet

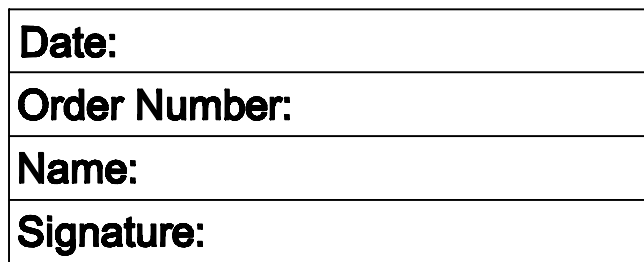


Break Glass unit- as per data sheet



Intercom – 1 button as per data sheet

DRAWN: SW	BPT SECURITY SYSTEMS (UK) LTD
<p align="center"><u>BACK BOX DIMENSIONS</u> 205H X 104W X 48D</p>	





GATE XD S31 CLC Gate

Detailed below is a list of the access control equipment installed on the gate

Salto reader surface- as below



Mag lock – as per data sheet 200 x 62 x 40
Z and L bracket as per data sheet 266 x 76 x 40

RTE button as per data sheet



Break Glass unit- as per data sheet

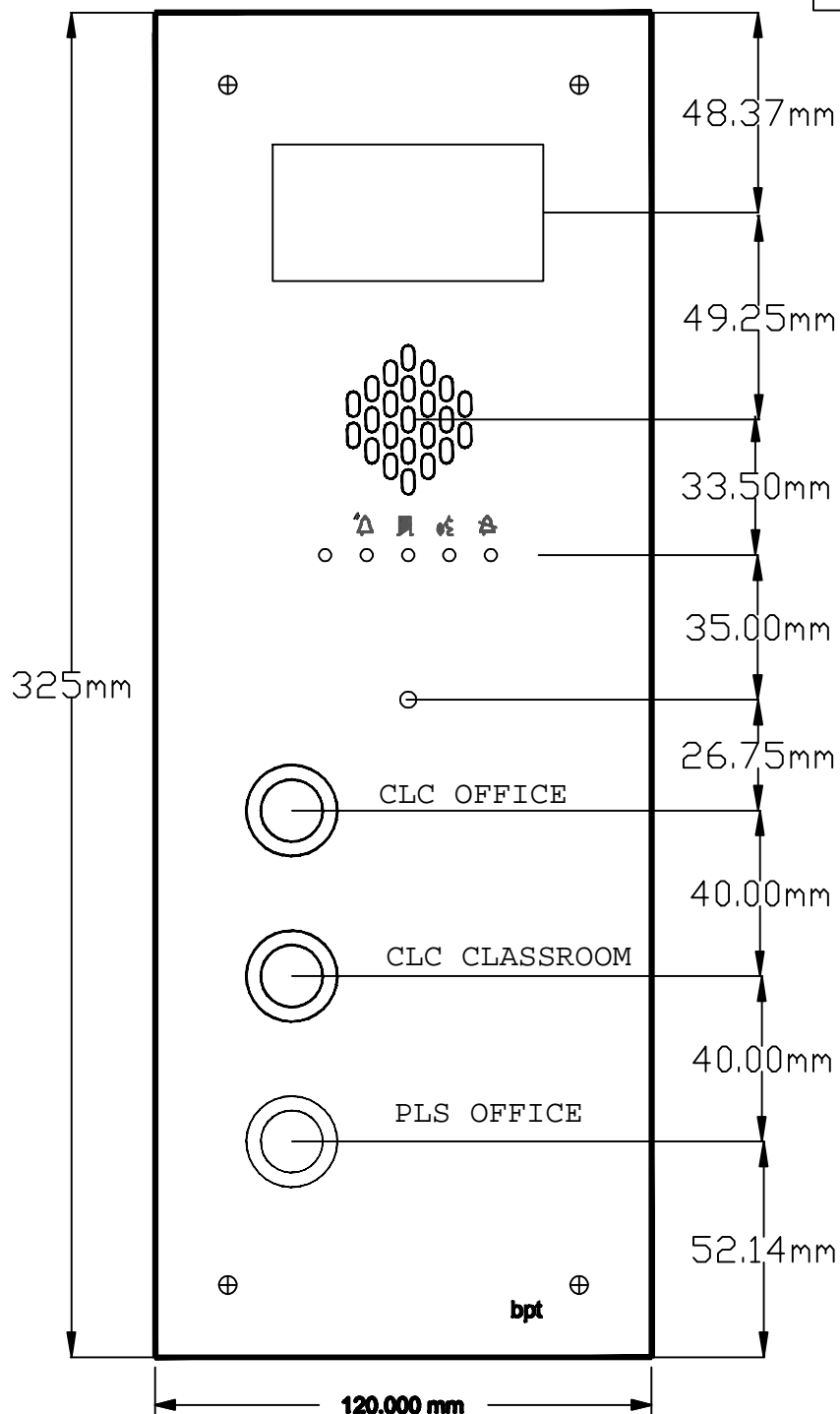


Intercom – 3 button as per data sheet

SIZE 2
VANDAL RESISTANT X1 VIDEO 3 BUTTON
VRVX/3
X1-506-AIS

DRAWN: SW | BPT SECURITY SYSTEMS (UK) LTD

BACK BOX DIMENSIONS
305H X 104W X 48D



Date:

Order Number:

Name:

Signature:



GATE XD S28 North Stanhope Gate

Detailed below is a list of the access control equipment installed on the gate

Salto reader surface- as below



Mag lock – as per data sheet 200 x 62 x 40
Z and L bracket as per data sheet 266 x 76 x 40

RTE button as per data sheet



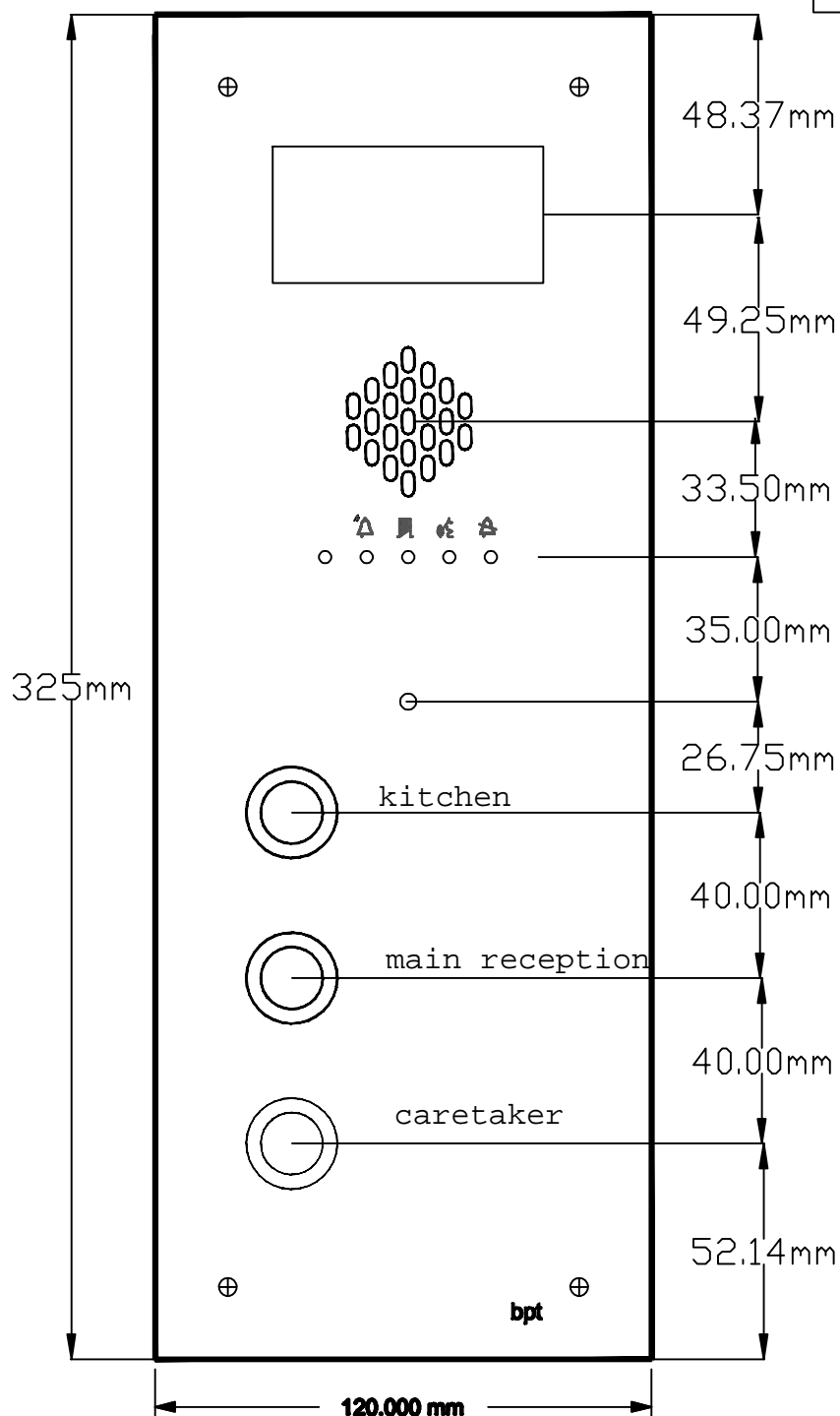
Break Glass unit- as per data sheet



Intercom – 3 button as per data sheet

SIZE 2
VANDAL RESISTANT X1 VIDEO 3 BUTTON
VRVX/3
X1-506-AIS

DRAWN: SW	BPT SECURITY SYSTEMS (UK) LTD
BACK BOX DIMENSIONS 305H X 104W X 48D	



Date:
Order Number:
Name:
Signature:



GATE XD S29 Nursery Gate

Detailed below is a list of the access control equipment installed on the gate

Salto reader surface- as below



Mag lock – as per data sheet 200 x 62 x 40
Z and L bracket as per data sheet 266 x 76 x 40

RTE button as per data sheet



Break Glass unit- as per data sheet

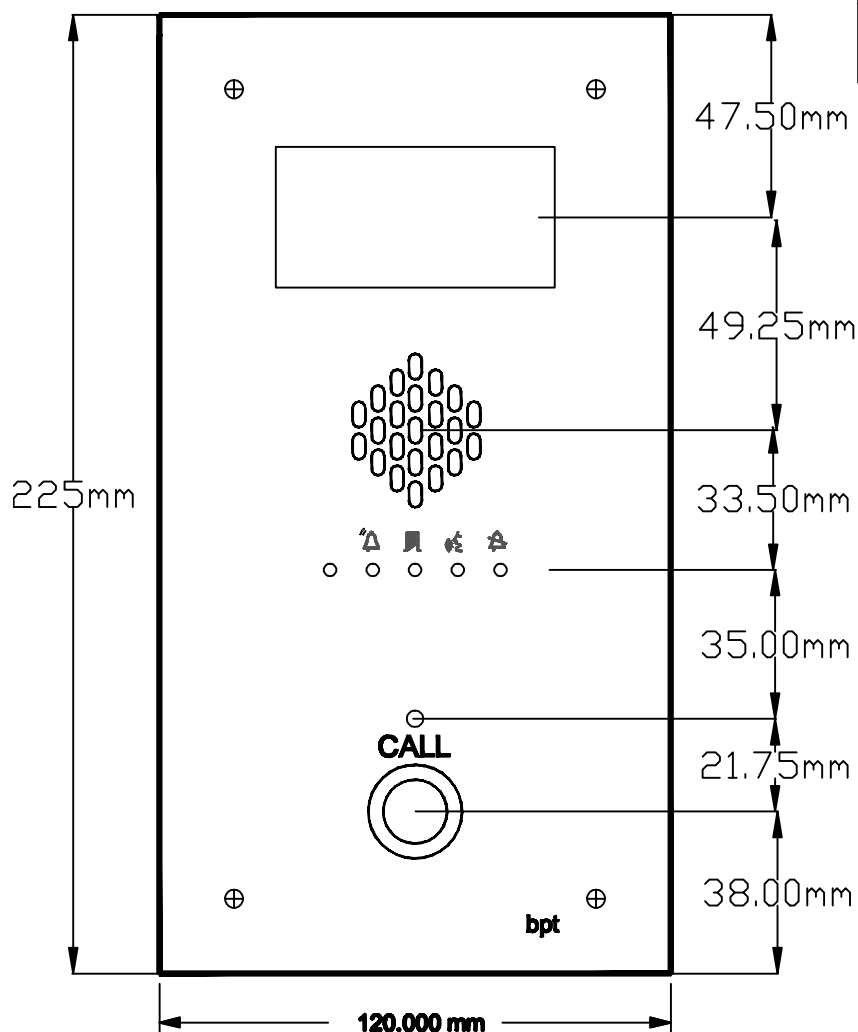


Intercom – 1 button as per data sheet

SIZE 1
VANDAL RESISTANT X1 VIDEO 1 BUTTON
VRVX/1

DRAWN: SW | BPT SECURITY SYSTEMS (UK) LTD

BACK BOX DIMENSIONS
205H X 104W X 48D



Date:

Order Number:

Name:

Signature:



GATE XD S32 PPRU Gate

Detailed below is a list of the access control equipment installed on the gate

Salto reader surface- as below



Mag lock – as per data sheet 200 x 62 x 40
Z and L bracket as per data sheet 266 x 76 x 40

RTE button as per data sheet



Break Glass unit- as per data sheet

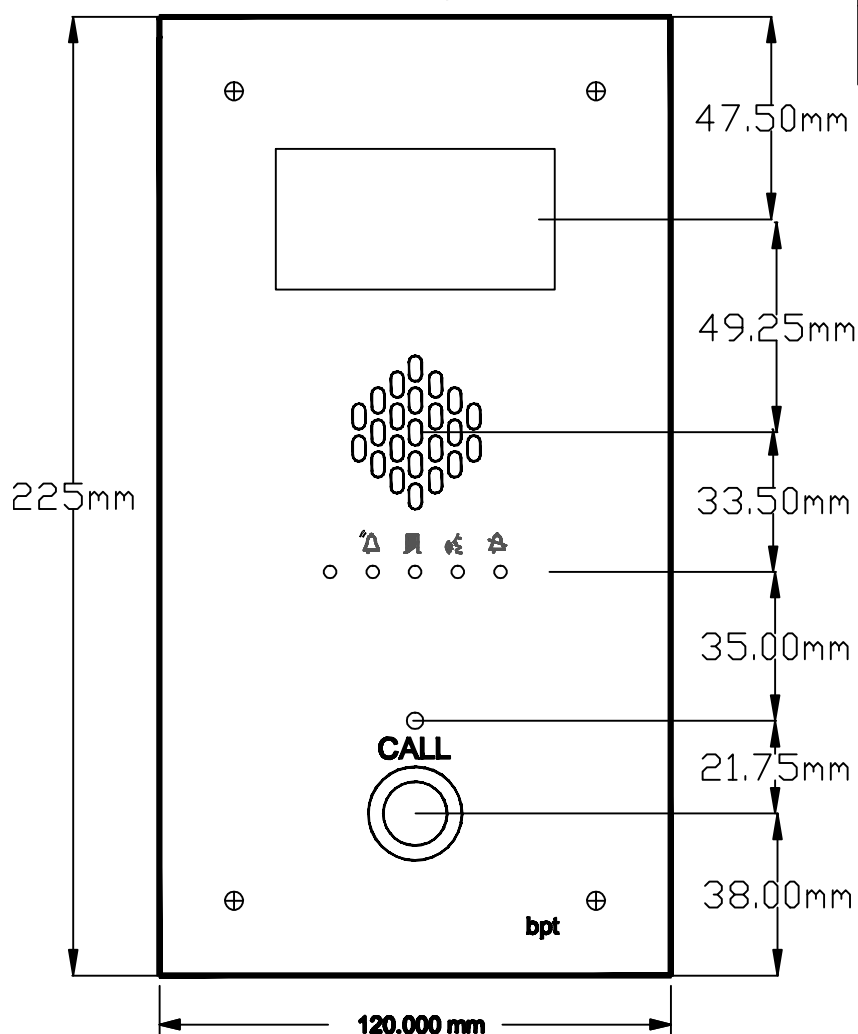


Intercom – 1 button as per data sheet

SIZE 1
VANDAL RESISTANT X1 VIDEO 1 BUTTON
VRVX/1

DRAWN: SW | BPT SECURITY SYSTEMS (UK) LTD

BACK BOX DIMENSIONS
205H X 104W X 48D



Date:
Order Number:
Name:
Signature:



GATE XD S34 Residential Block A2

Detailed below is a list of the access control equipment installed on the gate

Reader part of intercom

Mag lock – as per data sheet 200 x 62 x 40
Z and L bracket as per data sheet 266 x 76 x 40

RTE button as per data sheet



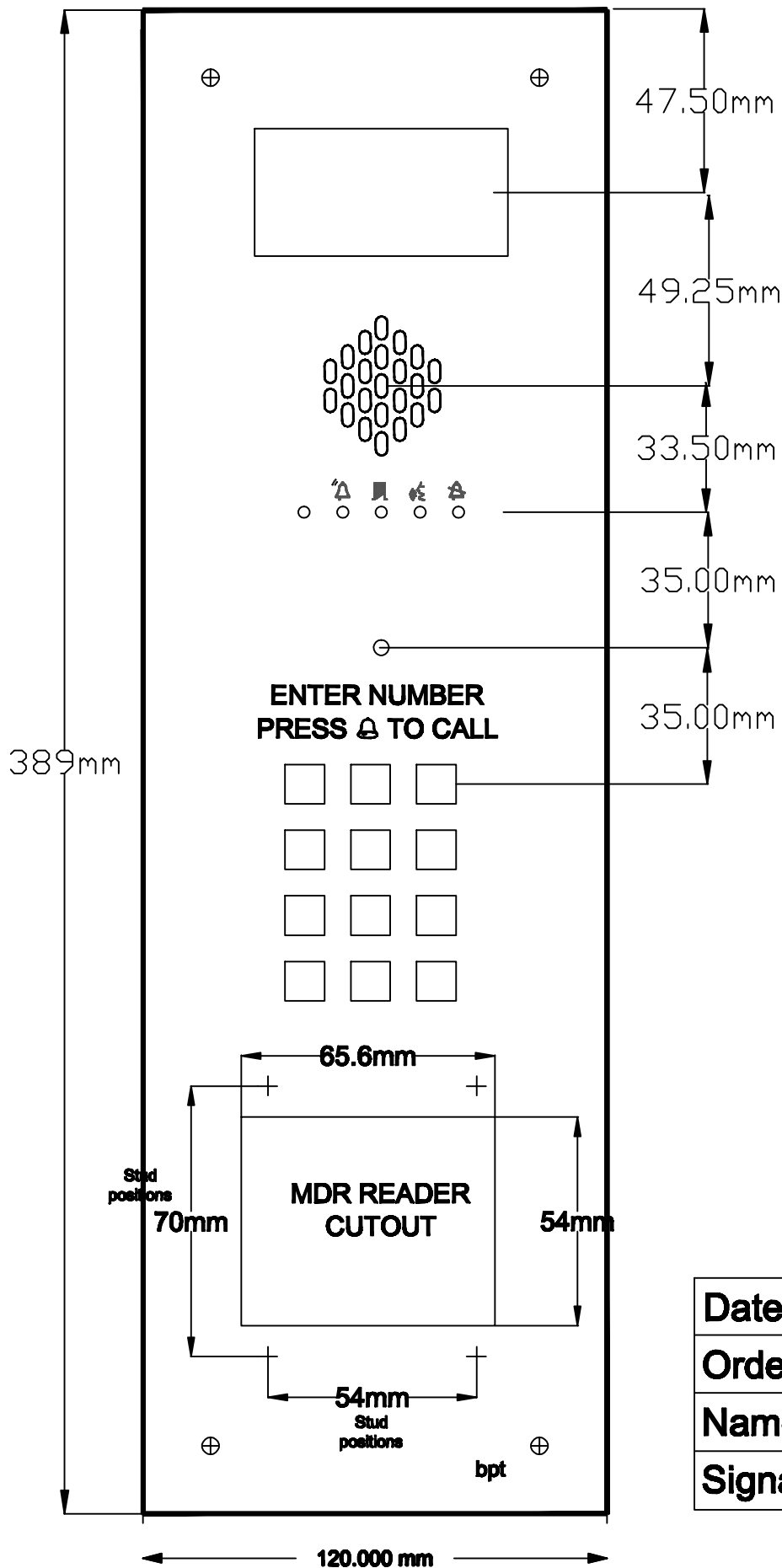
Break Glass unit- as per data sheet



Intercom – as per block B data sheet

SIZE 3
VANDAL RESISTANT X1 VIDEO DIGITAL
WITH MDR PROX
VRVPX/DIGI

DRAWN: SW	BPT SECURITY SYSTEMS (UK) LTD
<p align="center"><u>BACK BOX DIMENSIONS</u></p> <p align="center">369H X 104W X 48D</p>	



Date:
Order Number:
Name:
Signature:



GATE XD S35 School Fire Exit Gate

Detailed below is a list of the access control equipment installed on the gate

Mag lock – as per data sheet 200 x 62 x 40

Z and L bracket as per data sheet 266 x 76 x 40

Break Glass unit- as per data sheet





GATE XD S33 Sliding Gate

Detailed below is a list of the access control equipment installed on the gate

Salto reader surface- as below



Access control will interface with sliding gate

RTE button as per data sheet



Break Glass unit- as per data sheet

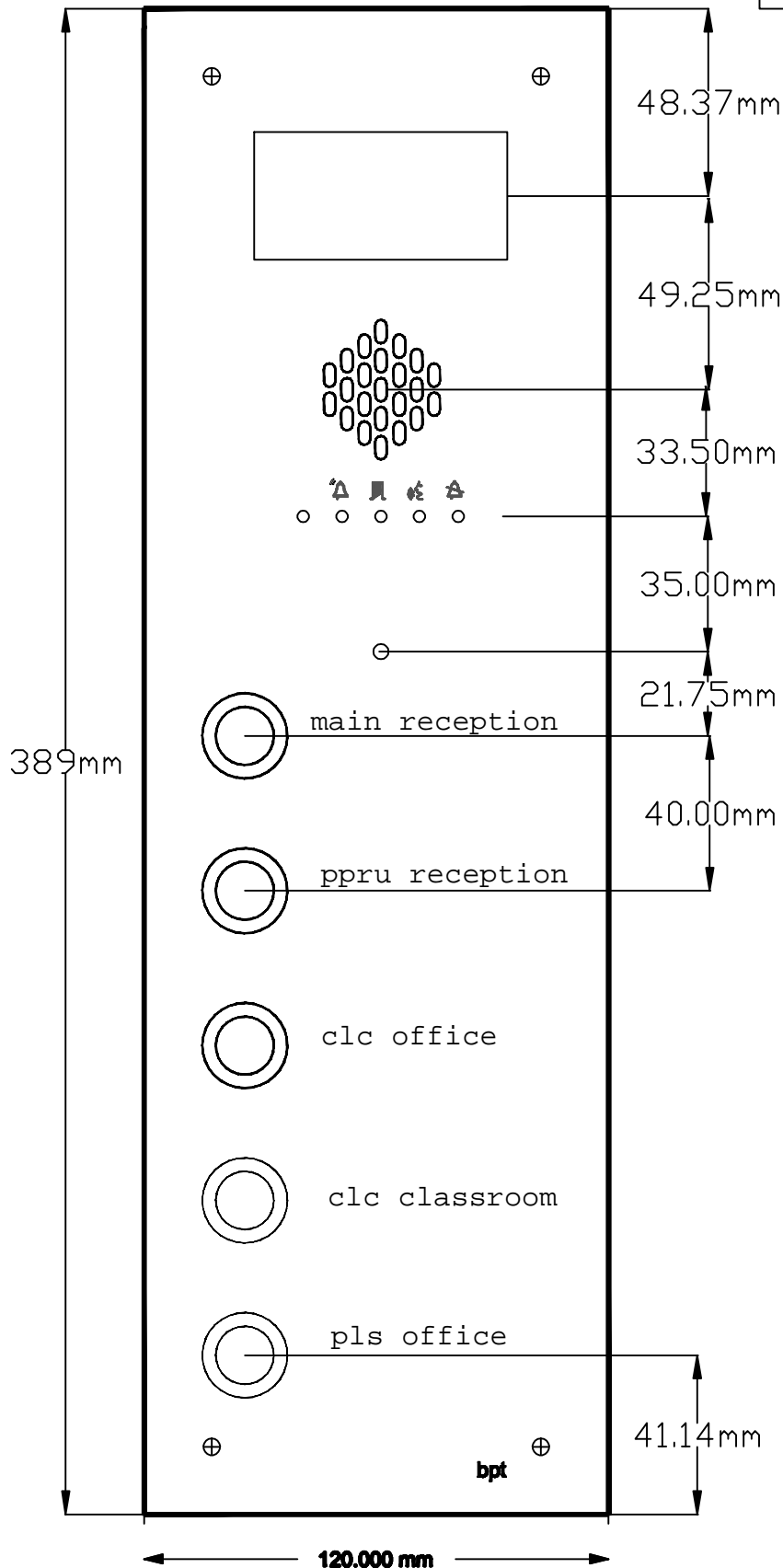


Intercom – 5 button as per data sheet

SIZE 3
VANDAL RESISTANT X1 VIDEO 5 BUTTON
VRVX/5
X1-507-AIS

DRAWN: SW | BPT SECURITY SYSTEMS (UK) LTD

BACK BOX DIMENSIONS
369H X 104W X 48D



Date:

Order Number:

Name:

Signature:



GATE XD S30 Residential Block A1

Detailed below is a list of the access control equipment installed on the gate

Reader part of intercom

Mag lock – as per data sheet 200 x 62 x 40
Z and L bracket as per data sheet 266 x 76 x 40

RTE button as per data sheet

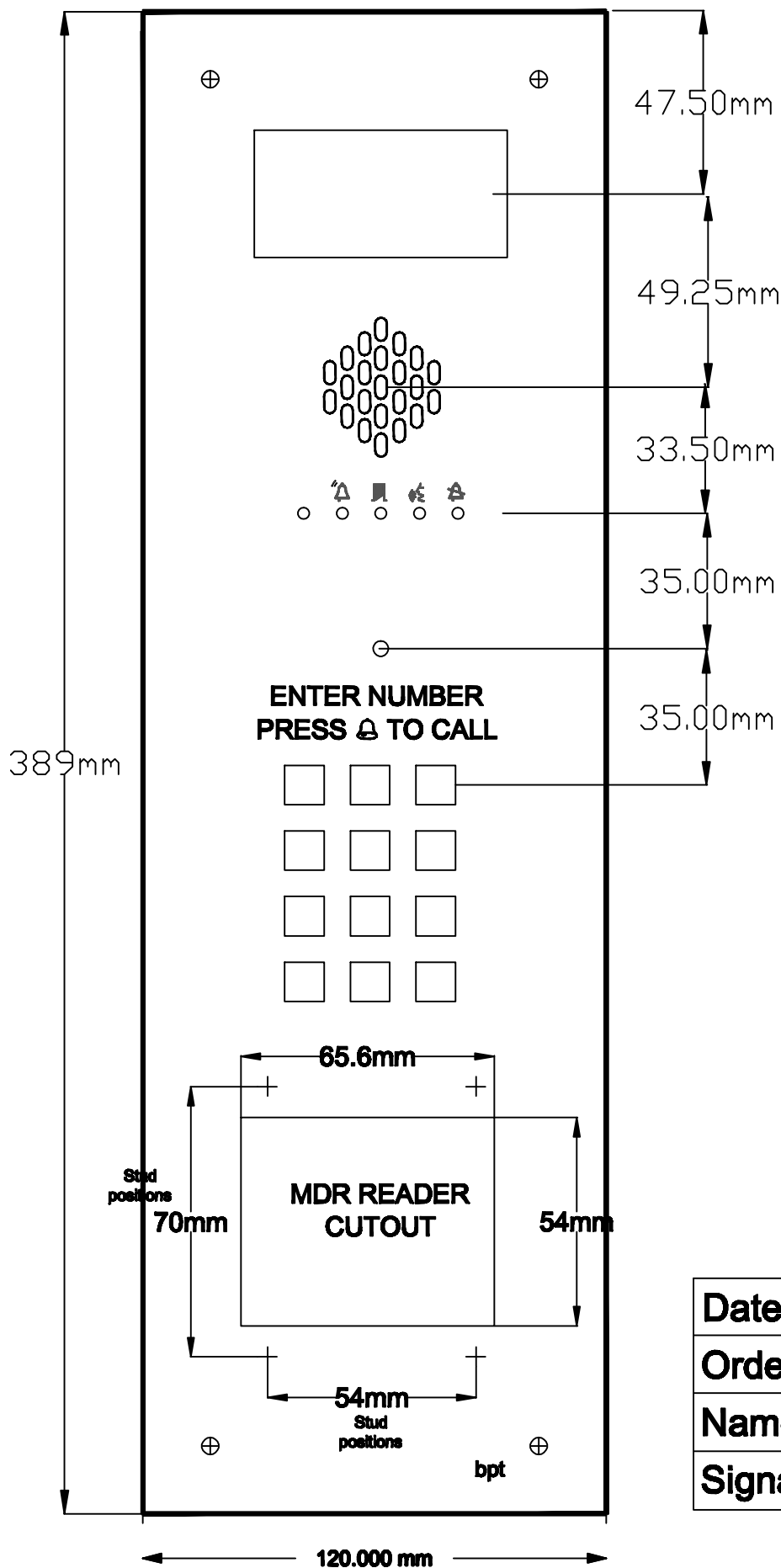


Break Glass unit- as per data sheet



Intercom – as per block B data sheet

SIZE 3
VANDAL RESISTANT X1 VIDEO DIGITAL
WITH MDR PROX
VRVPX/DIGI



DRAWN: SW	BPT SECURITY SYSTEMS (UK) LTD
<u>BACK BOX DIMENSIONS</u>	
369H X 104W X 48D	

Date:
Order Number:
Name:
Signature: